

Mon, July 31, 2017

## Vietnam Daily Review

**Uptrend maintained**

BSC's Forecast on the stock market

	Negative	Neutral	Positive
Day 01/08/2017		•	
Week 31/7-4/8/2017		•	
Month 07/2017		•	

### Highlights

Market continued to maintain an uptrend in today session. The market fluctuated slightly to middle of morning session, and then rose sharply until the closing. VN-Index closed at 783.55 points, up by 6.46 points, nearly reaching the peak of 783.80 which was formed earlier this month. Trading range was almost similar to the previous session, with the gap of 6.6 points between the market's peak and bottom. The key stocks which helped the market continue to rise were VIC (+1.41 points), BID (+1.40 points), CTG (+1.13 points), GAS (+0.69 points) and MSN (+0.45 points). In the opposite direction, the key stocks which hindered the market's upward were PLX (-0.51 points), HSG (-0.22 points), EIB (-0.21 points), VNM (-0.19 points) and BHN (-0.12 points). Market cash flow today was strong in the banking sector (BID, CTG, STB) and real estate (VIC, ROS, NVL) but narrowed in the steel sector (HSG, HPG). Market scale was neutral with 147 advancers, 145 decliners and 51 stocks unchanged. Market liquidity was notable with a big gain as trading value reached VND 4,339 billion, increase by 31.3%. On HNX exchange, HNX-Index also gained 0.63 points and closed at 101.18 points with very good liquidity of VND 666.8 billion.

### Market outlook

The trend of cash flow will move around the large cap stocks and lead the market. In terms of index points, the market index returned to the short-term resistance level of 780 points, and the market liquidity increased together with the support from the large capitalization stocks, especially banking stocks as market leading stocks. The market is returning to the uptrend period along with liquidity improvement. In the upcoming sessions, VN-Index has the potential to conquer the short-term resistance level of 800 points, with positive liquidity around the group of large capitalization stocks; the market is fluctuating in the safe point region.

## BSC RESEARCH

### Head of Research

Tran Thang Long

longtt@bsc.com.vn

### Macro & Market Team

Bui Nguyen Khoa

khoabn@bsc.com.vn

Do Nam Tung

tungdn@bsc.com.vn

**VN-INDEX** **783.55**  
Value: 4342.71 bil **6.46 (0.83%)**  
Foreigners (net): VND 259.26 bil

**HNX-INDEX** **101.18**  
Value: 665.93 bil **0.63 (0.63%)**  
Foreigners (net): VND 5.56 bil

**UPCOM-INDEX** **56.43**  
Value 109.6 bil **0 (0%)**  
Foreigners (net): VND 10.72 bil

### Macro indicators

	Value	% Chg
Crude oil	49.7	0.0%
Gold	1,267	-0.2%
USDVND	22,735	0.0%
EURVND	26,786	-0.2%
JPYVND	20,544	0.1%
1-month Interbank rate	1.6%	-
5yr VN Treasury Yield	4.6%	-

Source: Bloomberg, BSC Research

### Content

Market highlights	2
Stock recommendations	3
Market statistics	4

This report must be read with the Disclosure, located at the end of this report.

**Do Nam Tung**

tungnd@bsc.com.vn

## Market highlights

Market continued to maintain an uptrend in today session. The market fluctuated slightly to middle of morning session, and then rose sharply until the closing. VN-Index closed at 783.55 points, up by 6.46 points, nearly reaching the peak of 783.80 which was formed earlier this month. Trading range was almost similar to the previous session, with the gap of 6.6 points between the market's peak and bottom. The key stocks which helped the market continue to rise were VIC (+1.41 points), BID (+1.40 points), CTG (+1.13 points), GAS (+0.69 points) and MSN (+0.45 points). In the opposite direction, the key stocks which hindered the market's upward were PLX (-0.51 points), HSG (-0.22 points), EIB (-0.21 points), VNM (-0.19 points) and BHN (-0.12 points). Market cash flow today was strong in the banking sector (BID, CTG, STB) and real estate (VIC, ROS, NVL) but narrowed in the steel sector (HSG, HPG). Market scale was neutral with 147 advancers, 145 decliners and 51 stocks unchanged. Market liquidity was notable with a big gain as trading value reached VND 4,339 billion, increase by 31.3%. On HNX exchange, HNX-Index also gained 0.63 points and closed at 101.18 points with very good liquidity of VND 666.8 billion.

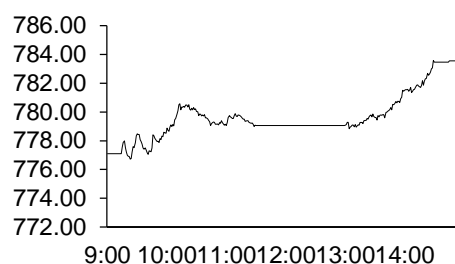
Foreigners were net buyers on the HOSE with the value of VND 259.26 billion, mainly in BID, HPG, TRA and ROS. They were net sellers on the HNX with the value of VND 5.56 billion mainly in APS, KVC, VGC and SHB.

## Market outlook

The trend of cash flow will move around the large cap stocks and lead the market. In terms of index points, the market index returned to the short-term resistance level of 780 points, and the market liquidity increased together with the support from the large capitalization stocks, especially banking stocks as market leading stocks. The market is returning to the uptrend period along with liquidity improvement. In the upcoming sessions, VN-Index has the potential to conquer the short-term resistance level of 800 points, with positive liquidity around the group of large capitalization stocks; the market is fluctuating in the safe point region.

Exhibit 1

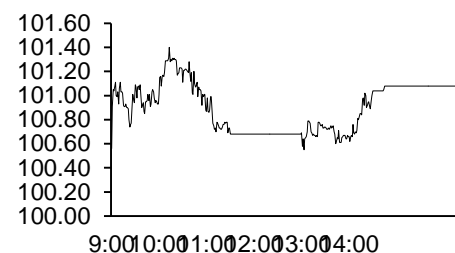
**VN-Index Intraday**



Source: Bloomberg, BSC Research

Exhibit 2

**HNX-Index Intraday**



Source: Bloomberg, BSC Research

Exhibit 3

**Top 5 volume leaders**

Ticker	Volume	Price	% Chg
FLC	35.87	7.14	-3.51
OGC	20.36	2.20	-3.51
DLG	17.31	4.27	-6.97
HSG	16.27	28.00	-6.98
HQC	8.15	3.21	-2.13

Source: Bloomberg, BSC Research

Exhibit 4

**Top Foreign trading stocks**

Top mua	Giá trị	Top bán	Giá trị
BID	61.3	SBT	20.0
HPG	46.1	MSN	18.6
TRA	15.3	KHA	14.8
ROS	13.3	VCB	14.5
DPM	12.8	FIT	11.4

Source: Bloomberg, BSC Research

## Stock recommendations

### Short-term portfolio

No.	Ticker	Date	Buy price	Current price	Unrealized gain/ loss	Cutlosses	Target
1	HAG	19/6/2017	9.00	9.41	4.6%	8.4	11.3
2	DGW	26/6/2017	15.50	15.60	0.6%	14.0	18.0
3	BVH	10/7/2017	58.50	59.10	1.0%	56.0	62.0
4	HNG	17/7/2017	10.35	10.35	0.0%	9.0	14.0
5	DRI	31/07/2017	12.30	13.00	5.7%	11.7	14.1
<b>Average</b>					<b>2.4%</b>		

Source: BSC Research

### CANSLIM portfolio

No.	Ticker	Date	Buy price	Current price	Unrealized gain/ loss	Cutlosses	Target
1	MBB	27/4/2015	13.8	23.8	72.5%	12.8	16.6
2	HPG	28/10/2016	40.8	32.3	-20.8%	36.4	44.9
3	VCS	16/12/2016	130.0	170.0	30.8%	120.9	156.0
4	CSV	24/7/2017	33.1	35.6	7.6%	30.5	39.0
5	CAV	31/07/2017	54.3	53.0	-2.4%	51.8	65.0
6	SBA	31/07/2017	16.0	15.9	-0.6%	14.2	19.0
<b>Average</b>					<b>14.5%</b>		

Source: BSC Research

## Market statistics

### Top 5 leaders on the HSX

Ticker	Price	% Chg	Index pt	Volume
VIC	44.50	3.73	1.72	1.24MLN
BID	22.20	5.71	1.67	6.73MLN
CTG	20.40	4.62	1.37	3.21MLN
GAS	62.60	1.79	0.86	513860.00

Ticker	Price	% Chg	Index pt	Volume
PLX	62.80	-2.18	-0.74	291180
HSG	28.00	-6.98	-0.30	16.27MLN
EIB	11.60	-4.53	-0.28	559540
VNM	152.60	-0.26	-0.24	682960
QCG	22.75	-6.95	-0.19	670610

### Top 5 gainers on the HSX

Ticker	Price	% Chg	Index pt	Volume
ACL	8.56	7.00	0.00	9880
ASP	5.98	6.98	0.01	29670
CMX	5.83	6.97	0.00	139110
ANV	16.90	6.96	0.03	138620
VID	9.09	6.94	0.01	65710

### Top 5 losers on the HSX

Ticker	Price	% Chg	Index pt	Volume
VNH	0.90	-10.00	0.00	9870
BTT	35.60	-6.32	-0.01	13980
D2D	30.60	-5.26	-0.01	2760
VPS	19.80	-4.81	-0.01	50
VOS	2.10	-4.55	-0.01	10470

Source: Bloomberg, BSC Research

### Top 5 leaders on HNX

Ticker	Price	% Chg	Index pt	Volume
PVR	3.40	9.68	0.07	100
KKC	14.50	5.84	0.07	5800
AAA	24.10	7.11	0.04	1.12MLN
VBC	70.50	5.22	0.04	2400

Ticker	Price	% Chg	Index pt	Volume
SGO	3.80	-2.56	-0.05	206800
TV2	92.10	-0.97	-0.02	1700
NTP	58.80	-0.17	-0.02	6100
PVG	7.70	-1.28	-0.01	26600
NTP	79.00	-4.70	-0.01	800

### Top 5 gainers on the HNX

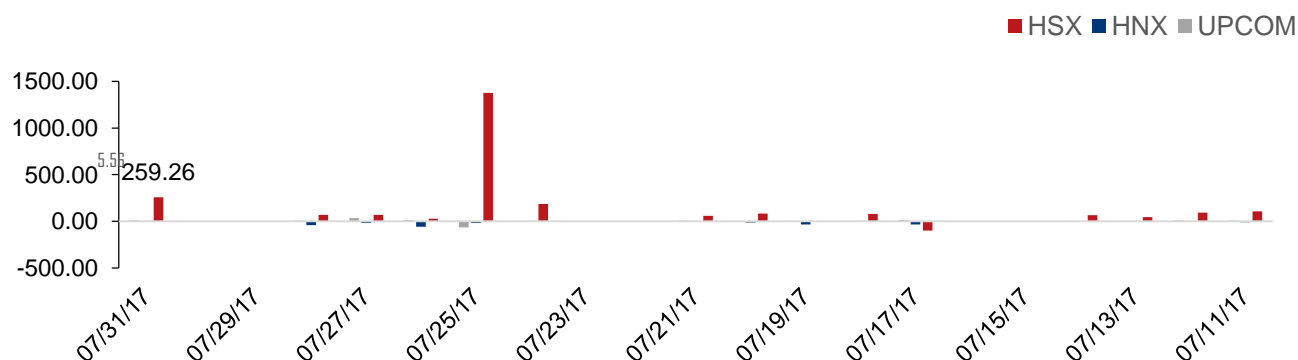
Ticker	Price	% Chg	Index pt	Volume
SIC	12.20	9.91	0.00	2500
TV3	54.40	9.90	0.02	200
PEN	9.00	9.76	0.02	2900
PVR	3.40	9.68	0.07	100
TFC	22.70	9.66	0.01	23900

### Top 5 losers on the HNX

Ticker	Price	% Chg	Index pt	Volume
GMX	21.00	-9.87	-0.01	3200
ONE	9.10	-9.90	0.00	31100
DID	4.60	-9.80	0.00	10100
NHA	9.30	-9.71	-0.01	100
KMT	5.80	-9.38	0.00	500

Exhibit 3

### Foreign transaction



Source: HSX, HNX, BSC Research

## Disclosure

*The information, statements, forecasts and projections contained herein, including any expression of opinion, are based upon sources believed to be reliable but their accuracy completeness or correctness are not guaranteed. Expressions of opinion herein were arrived at after due and careful consideration and they were based upon the best information then known to us, and in our opinion are fair and reasonable in the circumstances prevailing at the time. Expressions of opinion contained herein are subject to change without notice. This document is not, and should not be construed as, an offer or the solicitation of an offer to buy or sell any securities. BSC and other companies in the BSC and/or their officers, directors and employees may have positions and may affect transactions in securities of companies mentioned herein and may also perform or seek to perform investment banking services for these companies. This document is for private circulation only and is not for publication in the press or elsewhere. BSC accepts no liability whatsoever for any direct or consequential loss arising from any use of this or its content. The use of any information, statements forecasts and projections contained herein shall be at the sole discretion and risk of the user. No part of this material may be (i) copied, photocopied or duplicated in any form by any mean or (ii) redistributed without the prior written consent of BIDV Securities Company (BSC).*

**BSC Headquarters**

BIDV Tower, 10th & 11th Floor  
35 Hang Voi, Hoan Kiem, Hanoi  
Tel: +84 4 3935 2722  
Fax: +84 4 2220 0669

**Ho Chi Minh City Office**

146 Nguyen Cong Tru St, 9th Floor  
District 1, HCMC  
Tel: +84 8 3821 8885  
Fax: +84 8 3821 8510

<http://www.bsc.com.vn>

Bloomberg: BSCV <GO>

