

**STOCK MARKET**

The VN-Index fell to the 1,875 level before staging a modest recovery in the afternoon session, eventually closing at 1,884.18 points, nearly unchanged from the previous session. Advancers outnumbered decliners, with 13 out of 18 sectors posting gains. However, sector gains were relatively modest, while the Real Estate sector fell more than 2%, mainly due to declines in Vin-related stocks, which weighed slightly on the market. Regarding foreign flows, investors recorded net selling on HSX and UPCOM, while net buying was observed on HNX. The market trend remains unclear, and investors are advised to continue trading cautiously.

**FUTURES CONTRACTS**

All VN30 futures contracts increased in line with the movement of the VN30 index.

**COVERED WARRANTS**

During the trading session on 26/05/2026, most covered warrants fluctuated in line with the sideways movement of the underlying stocks.

**HIGHLIGHT**

- VN-Index **-1.85** points, closing at **1884.18** points. HNX-Index **+6.35** points, closing at **278.15** points.
- Pulling the index up: **ACB (+1.44)**, **VCB (+1.26)**, **MBB (+1.23)**, **VPB (+1.04)**, **BID (+0.95)**.
- Pulling the index down: **VIC (-9.30)**, **VHM (-4.16)**, **GEE (-0.42)**, **SAB (-0.19)**, **STB (-0.16)**.
- The matched trade value of VN-Index reached VND **15,264** billion, increased **9.76%** compared to the previous session. The total transaction value reached VND 19,764 billion.
- The trading range is 12.83 points. The market had **199** gainers, 49 remaining unchanged, **116** losers.
- Foreign investors' net selling value: VND **-897.70** billion on HOSE, including **MSB (VND -488.07 billion)**, **HPG (VND -150.07 billion)**, **VIC (VND -129.64 billion)**, **VHM (VND -120.85 billion)**, **BSR (VND -58.38 billion)**. Foreign investors were net buyers on HNX with the value of VND **3.05** billion.

**BSC30, BSC50 PERFORMANCE**

- BSC30 **+1.11%**. Positive stocks: **PDR (+6.94%)**, **ACB (+5.31%)**, **MBB (+2.82%)**.
- BSC50 **+0.52%**. Positive stocks: **MBS (+3.55%)**, **GVR (+2.48%)**, **DXG (+2.36%)**.

**Indices' performances**

	BSC30	BSC50	VN Index	VN30 Index
1 day	1.11%	0.52%	-0.10%	0.31%
1 week	-0.16%	-1.46%	-1.50%	0.02%
1 month	-5.11%	-2.01%	2.77%	1.04%
3 months	-5.11%	-8.22%	0.89%	-1.12%

Source: FiinPro-X, BSC

**Overview of Vietnam stock market**

	VNI	HNX	UPCOM
Closed	1,884.18	278.15	126.05
% 1D	-0.10%	2.34%	-0.05%
TV (VND bn)	15,264	1,302	322
%1D	9.76%	59.93%	-16.38%
Foreign (VND bn)	-897.70	3.05	-0.84

Source: FiinPro-X, BSC compiled

**Foreign transactions (Bil. VND)**

Top buy	Value	Top sell	Value
PDR	64.02	MSB	-488.07
ACB	49.24	HPG	-150.07
SSI	47.29	VIC	-129.64
VCB	45.04	VHM	-120.85
DXG	43.40	BSR	-58.38

Source: FiinPro-X, BSC compiled

**Overview of global stock markets**

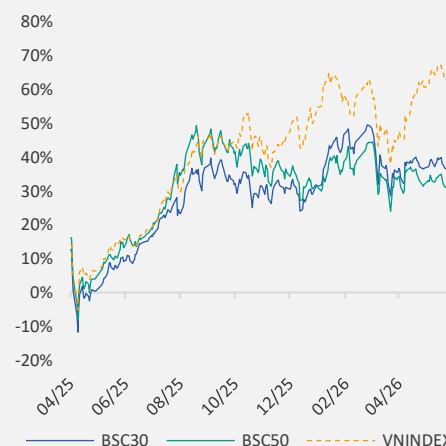
		%D	%W
SPX	7,473	0.37%	0.88%
FTSE100	10,529	0.60%	1.99%
Eurostoxx	6,081	-0.92%	3.78%
Shanghai	4,145	-0.17%	-0.58%
Nikkei	64,996	-0.25%	7.30%

Source: Vietstock.vn, BSC compiled

	Close	%
<b>Commodities</b>		
Brent	99.54	3.54%
Gold	4,525	-1.00%
<b>Exchange rate</b>		
USD/VND	26,348	-0.03%
EUR/VND	30,664	-0.07%
JPY/VND	166	-0.21%
<b>Interest rates</b>		
10Y-Gov bond rate	4.25%	0.00%
1M-interbank rate	7.68%	0.58%

Source: FiinPro-X, BSC compiled

**Performances of BSC30, BSC50**



Source: BSC

**Contents**

Market outlook	Page 1
Market statistics	Page 2
BSC30	Page 3
BSC50	Page 4
Disclaimer	Page 5



Open an account at BSC

**MARKET STATISTICS**
**Top 5 leaders on the HSX**

	Close	%Day	Index pt	Volume (mil)
ACB	24.80	5.31%	1.44	58.86
VCB	64.40	1.10%	1.26	5.71
MBB	25.50	2.82%	1.23	19.60
VPB	27.60	2.22%	1.04	15.48
BID	43.60	1.40%	0.95	4.40

**Top 5 leaders on the HNX**

	Close	%Day	Index pt	Volume (mil)
THD	91.90	9.93%	2.06	0.00
KSF	85.00	1.31%	0.59	0.12
SHS	18.40	3.95%	0.38	31.15
NVB	11.90	2.59%	0.35	0.68
MBS	20.40	3.55%	0.28	7.02

**Top 5 gainers on the HSX**

	Close	%Day	Volume (mil)
PET	52.00	7.00%	3.23
VVS	115.20	6.96%	0.26
PDR	16.95	6.94%	38.01
VAB	10.85	6.90%	3.73
TNC	31.00	6.90%	0.00

**Top 5 gainers on the HNX**

	Close	%Day	Volume (mil)
THD	91.90	9.93%	0.00
PIA	27.10	9.72%	0.00
ALT	15.90	9.66%	0.00
CTP	8.10	9.46%	0.13
BAX	33.60	9.09%	0.00

**Top 5 laggards on the HSX**

	Close	%Day	Index pt	Volume (mil)
VIC	213.00	-2.65%	-9.30	2.44
VHM	153.80	-3.09%	-4.16	3.23
GEE	107.80	-2.88%	-0.42	1.02
SAB	47.20	-1.46%	-0.19	0.91
STB	69.60	-0.57%	-0.16	5.39

**Top 5 laggards on the HNX**

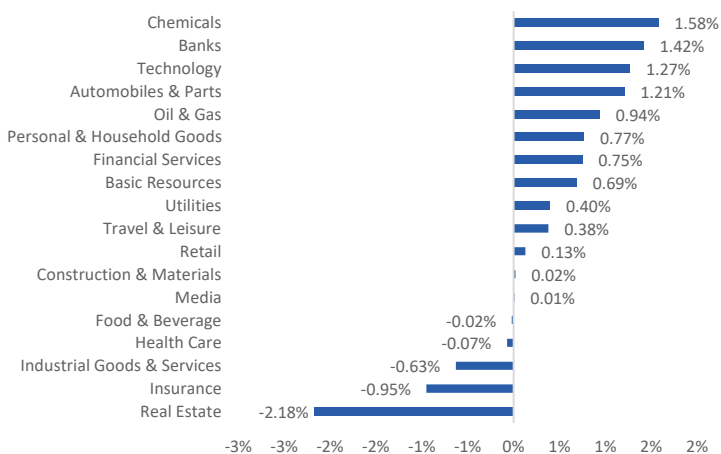
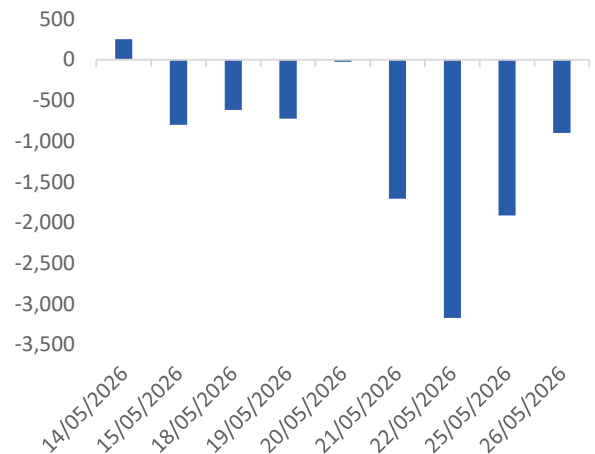
	Close	%Day	Index pt	Volume (mil)
KSV	162.00	-1.52%	-0.29	0.02
DHT	65.80	-2.52%	-0.09	0.00
VIT	24.20	-7.63%	-0.07	0.00
PVI	77.50	-0.64%	-0.07	0.05
HUT	15.50	-0.64%	-0.06	1.36

**Top 5 losers on the HSX**

	Close	%Day	Volume (mil)
TNT	10.25	-6.82%	0.13
HRC	48.50	-6.73%	0.01
TPC	9.40	-6.47%	0.00
C32	12.60	-5.26%	1.21
VRC	12.35	-5.00%	0.00

**Top 5 losers on the HNX**

	Close	%Day	Volume (mil)
SMN	8.20	-8.89%	0.01
VIT	24.20	-7.63%	0.00
VTH	7.80	-7.14%	0.00
HJS	28.50	-6.56%	0.00
AMV	1.50	-6.25%	0.45

**Figure 1**  
**Sectors performance**

**Figure 2**  
**Foreign transactions**

*Source: FiiPro-X, BSC compiled*

**BSC30 PORTFOLIO**

Stocks	Sector	Close (x1000 VND)	% Day	Beta	MC (VND bn)	Liquidity (VND bn)	EPS (VND)	P/E	TP (x1000 VND)	Foreign ownership	Link
MWG	Retail	78.5	-0.3%	1.1	115,271	276.4	5,552	14.1	113.0	48.8%	<a href="#">Link</a>
KBC	Real Estate	31.3	-0.2%	1.0	29,477	48.2	1,714	18.3	42.4	8.4%	<a href="#">Link</a>
KDH	Real Estate	23.3	1.8%	1.0	26,148	70.3	1,077	21.6	39.9	25.7%	<a href="#">Link</a>
PDR	Real Estate	17.0	6.9%	1.2	16,913	639.3	607	27.9	28.2	6.4%	<a href="#">Link</a>
VHM	Real Estate	153.8	-3.1%	1.6	631,720	501.9	15,766	9.8	132.6	7.7%	<a href="#">Link</a>
FPT	Technology	74.5	1.4%	0.7	126,911	409.5	5,691	13.1	124.4	28.6%	<a href="#">Link</a>
BSR	Oil & Gas	28.5	1.1%	0.0	142,708	222.8	2,612	11	-	1.7%	<a href="#">Link</a>
PVS	Oil & Gas	38.5	1.3%	1.2	19,690	63.1	3,781	10.2	52.3	15.4%	<a href="#">Link</a>
HCM	Financial Services	27.8	-1.2%	1.0	30,023	346.3	1,382	20.1		34.5%	<a href="#">Link</a>
SSI	Financial Services	28.0	2.0%	1.0	69,751	533.1	2,153	13.0		32.0%	<a href="#">Link</a>
VCI	Financial Services	25.1	1.4%	0.7	28,806	155.0	1,314	19.1		19.1%	<a href="#">Link</a>
DCM	Chemicals	40.7	0.9%	0.8	21,547	46.6	4,413	9.2	53.3	9.7%	<a href="#">Link</a>
DGC	Chemicals	47.9	-1.2%	1.0	18,191	46.5	6,911	6.9	96.7	5.0%	<a href="#">Link</a>
ACB	Banks	24.8	5.3%	0.8	127,389	1438.6	3,167	7.8	27.1	24.8%	<a href="#">Link</a>
CTG	Banks	35.3	1.3%	0.9	273,785	223.6	4,906	7.2	53.5	25.1%	<a href="#">Link</a>
HDB	Banks	26.5	0.4%	1.0	132,640	277.6	3,482	7.6	32.7	21.8%	<a href="#">Link</a>
MBB	Banks	25.5	2.8%	1.0	205,402	493.5	3,442	7.4	32.4	22.7%	<a href="#">Link</a>
MSB	Banks	14.7	1.4%	1.0	45,708	945.5	1,884	7.8	14.0	21.3%	<a href="#">Link</a>
STB	Banks	69.6	-0.6%	0.8	131,211	376.5	2,454	28.4		12.0%	<a href="#">Link</a>
TCB	Banks	32.9	1.1%	1.1	233,137	178.4	3,677	9.0	43.5	22.3%	<a href="#">Link</a>
TPB	Banks	15.8	1.3%	1.0	43,830	170.1	2,661	5.9	-	23.7%	<a href="#">Link</a>
VCB	Banks	64.4	1.1%	0.8	538,105	364.4	4,301	15.0	75.8	20.3%	<a href="#">Link</a>
VIB	Banks	16.3	2.2%	0.7	55,315	205.7	2,231	7.3	23.0	4.8%	<a href="#">Link</a>
VPB	Banks	27.6	2.2%	1.0	218,976	425.8	3,314	8.3	36.5	24.5%	<a href="#">Link</a>
HPG	Basic Resources	24.3	0.6%	0.8	204,743	501.8	2,499	9.7	32.2	22.0%	<a href="#">Link</a>
HSG	Basic Resources	12.8	2.0%	0.8	10,333	121.0	673	19.0	14.3	3.6%	<a href="#">Link</a>
DBC	Food & Beverage	22.1	0.5%	0.8	8,486	20.4	3,566	6.2	28.8	1.5%	<a href="#">Link</a>
MSN	Food & Beverage	77.0	-0.3%	1.0	111,335	215.6	3,268	23.6	100.4	25.1%	<a href="#">Link</a>
VNM	Food & Beverage	59.1	0.0%	0.6	123,516	111.5	4,914	12.0	78.0	48.8%	<a href="#">Link</a>

*Source: FiinPro-X, BSC*

The BSC30 portfolio includes 30 companies with the largest market capitalization with the largest liquidity on all three Ho Chi Minh Stock Exchange (HOSE), Hanoi Stock Exchange (HNX), and Ho Chi Minh Stock Exchange Decentralized (Upcom). The companies in the BSC30 represent many important economic sectors, including banking, securities, consumer goods, retail, technology, manufacturing, logistics, electricity, and real estate. The stocks in BSC 30 are evaluated and selected by BSC experts based on the criteria of stable business operation, strong finance, effective management, and good competition in the market. Investing in stocks in the BSC30 portfolio is considered a reliable choice for investors who want to invest in Vietnam's stock market. The BSC30 portfolio will be published quarterly by BSC.

**BSC50 PORTFOLIO**

Stocks	Sectors	Close (x1,000 VND)	% Day	Beta	MC (VND bn)	Liquidity (VND bn)	EPS (VND)	P/E	Foreign ownership	ROE (%)	Link
DGW	Retail	41.5	1.10%	1.0	9,167	31.8	2,914	14.2	22.91%	19.2%	<a href="#">Link</a>
FRT	Retail	130.2	0.08%	0.8	22,173	47.0	5,368	24.3	31.54%	25.1%	<a href="#">Link</a>
BVH	Insurance	69.2	-1.28%	1.0	51,369	33.3	3,977	17.4	27.17%	12.1%	<a href="#">Link</a>
DIG	Real Estate	13.8	1.47%	1.0	10,991	109.4	1,003	13.8	1.77%	7.7%	<a href="#">Link</a>
DXG	Real Estate	15.2	2.36%	0.9	16,853	314.0	210	72.0	20.44%	1.7%	<a href="#">Link</a>
HDC	Real Estate	18.3	1.67%	1.0	3,646	22.5	2,734	6.7	1.25%	24.8%	<a href="#">Link</a>
HDG	Real Estate	23.5	0.64%	0.9	8,694	25.9	1,798	13.1	17.97%	10.1%	<a href="#">Link</a>
IDC	Real Estate	44.0	2.09%	1.3	16,698	62.1	4,899	9.0	16.53%	29.2%	<a href="#">Link</a>
NLG	Real Estate	26.6	1.72%	0.9	12,904	43.4	1,599	16.6	39.90%	5.9%	<a href="#">Link</a>
SIP	Real Estate	51.8	-0.19%	0.9	12,541	16.1	5,392	9.6	2.36%	25.6%	<a href="#">Link</a>
SZC	Real Estate	24.9	-0.40%	0.8	4,482	10.1	1,309	19.0	3.30%	7.4%	<a href="#">Link</a>
TCH	Real Estate	16.0	2.24%	1.1	14,594	84.7	239	67.1	12.20%	1.8%	<a href="#">Link</a>
VIC	Real Estate	213.0	-2.65%	1.8	1,641,385	520.4	1,506	141.4	3.17%	8.0%	<a href="#">Link</a>
VRE	Real Estate	32.7	-0.30%	1.3	74,305	95.1	3,025	10.8	12.45%	14.6%	<a href="#">Link</a>
CMG	Technology	27.9	0.72%	0.9	6,498	4.6	1,731	16.1	36.90%	12.9%	<a href="#">Link</a>
PLX	Oil & Gas	40.0	0.76%	0.8	50,824	81.1	1,400	28.6	14.24%	7.0%	<a href="#">Link</a>
PVD	Oil & Gas	30.2	0.50%	0.7	16,760	67.3	2,139	14.1	8.92%	7.1%	<a href="#">Link</a>
FTS	Financial Services	24.1	0.84%	1.0	9,186	18.3	1,066	22.6	24.87%	9.2%	<a href="#">Link</a>
MBS	Financial Services	20.4	3.55%	1.6	20,419	141.3	1,851	11.0	0.48%	15.0%	<a href="#">Link</a>
GAS	Utilities	82.5	0.61%	0.9	199,068	82.4	4,808	17.2	2.10%	17.3%	<a href="#">Link</a>
POW	Utilities	13.7	0.00%	0.9	41,876	71.2	1,122	12.2	4.36%	9.2%	<a href="#">Link</a>
REE	Utilities	52.8	0.76%	0.5	32,889	16.2	4,224	12.5	49.00%	12.8%	<a href="#">Link</a>
VJC	Travel & Leisure	172.6	-0.69%	0.8	102,112	2282.7	4,290	40.2	6.31%	10.1%	<a href="#">Link</a>
GEX	Industrial Goods & Services	34.1	0.15%	1.0	44,619	263.9	1,139	30.0	8.23%	8.8%	<a href="#">Link</a>
GMD	Industrial Goods & Services	75.5	1.21%	0.9	32,200	62.7	4,457	16.9	41.38%	14.6%	<a href="#">Link</a>
HAH	Industrial Goods & Services	54.1	-0.55%	0.6	10,189	61.5	6,759	8.0	11.25%	28.6%	<a href="#">Link</a>
PVT	Industrial Goods & Services	22.3	1.36%	0.7	10,479	38.8	2,433	9.2	13.40%	13.4%	<a href="#">Link</a>
VTP	Industrial Goods & Services	66.5	-0.45%	0.7	11,500	21.1	2,908	22.9	4.21%	21.6%	<a href="#">Link</a>
PNJ	Personal & Household Goods	65.2	1.40%	0.7	33,364	72.7	7,093	9.2	47.89%	28.0%	<a href="#">Link</a>
TCM	Personal & Household Goods	21.4	0.00%	0.8	2,512	21.8	2,181	9.8	48.30%	10.7%	<a href="#">Link</a>
TNG	Personal & Household Goods	19.4	1.04%	1.2	2,497	10.3	3,269	5.9	22.22%	21.1%	<a href="#">Link</a>
DPM	Chemicals	26.2	0.38%	0.7	17,814	45.6	1,868	14.0	4.93%	11.1%	<a href="#">Link</a>
GVR	Chemicals	35.2	2.48%	1.2	140,600	54.3	1,572	22.4	0.63%	11.0%	<a href="#">Link</a>
EIB	Banks	21.6	0.23%	1.0	40,142	109.0	401	53.7	2.79%	2.9%	<a href="#">Link</a>
LPB	Banks	54.1	0.19%	0.6	161,612	26.5	3,738	14.5	1.01%	24.7%	<a href="#">Link</a>
NAB	Banks	12.4	0.82%	0.5	25,426	20.7	2,194	5.6	1.07%	19.7%	<a href="#">Link</a>
OCB	Banks	11.4	1.34%	0.8	30,226	24.8	1,604	7.1	19.68%	12.7%	<a href="#">Link</a>
NKG	Basic Resources	14.1	1.44%	0.9	6,288	42.7	344	40.8	4.72%	2.0%	<a href="#">Link</a>
ANV	Food & Beverage	22.2	0.45%	1.0	5,911	6.2	3,992	5.6	3.80%	30.3%	<a href="#">Link</a>
BAF	Food & Beverage	34.6	-0.29%	0.6	10,519	38.5	658	52.6	2.80%	4.7%	<a href="#">Link</a>
SAB	Food & Beverage	47.2	-1.46%	0.7	60,537	43.1	3,754	12.6	58.52%	22.0%	<a href="#">Link</a>
VHC	Food & Beverage	59.5	-0.83%	0.8	12,462	21.4	6,659	8.9	18.46%	15.5%	<a href="#">Link</a>
BMP	Construction & Materials	139.9	0.36%	0.5	11,452	6.5	15,218	9.2	80.91%	41.5%	<a href="#">Link</a>
CTD	Construction & Materials	74.1	-0.13%	0.8	8,286	33.8	7,565	9.8	45.56%	9.1%	<a href="#">Link</a>
CTR	Construction & Materials	90.5	-1.63%	0.9	10,352	56.5	5,489	16.5	5.36%	29.8%	<a href="#">Link</a>
DPG	Construction & Materials	41.0	0.86%	0.8	4,856	13.1	3,213	12.8	18.46%	14.3%	<a href="#">Link</a>
HHV	Construction & Materials	11.9	0.42%	0.9	6,511	25.6	1,238	9.6	10.15%	5.8%	<a href="#">Link</a>
PC1	Construction & Materials	19.9	1.79%	0.6	8,185	82.8	2,838	7.0	11.28%	18.8%	<a href="#">Link</a>
VCG	Construction & Materials	20.8	-0.72%	0.7	13,414	55.5	6,432	3.2	1.98%	38.9%	<a href="#">Link</a>
VGC	Construction & Materials	43.3	0.35%	1.0	19,414	10.7	2,896	15.0	1.09%	14.6%	<a href="#">Link</a>

*Source: FiiPro-X, BSC*

The BSC50 portfolio includes 50 companies selected based on liquidity criteria among the 100 best liquid stocks on all three exchanges. These stocks have a higher beta than BSC30, but are still among the top companies in Banking, Securities, Insurance, Construction, Real Estate, Materials, Logistic, O&G, F&B, Retail, Industrial Production, and Utilities (Electricity, Water), etc. BSC 50 is evaluated quarterly by BSC experts to ensure that the stocks still meet the given criteria. The BSC50 listing is suitable for bull market periods and has potential for investors looking for short-term trading opportunities.

## DISCLAIMER

*This report, prepared by BIDV Securities Joint Stock Company (BSC), provides general information and analysis on macroeconomic conditions and stock market. It is not tailored to meet the requirements of any specific organization or individual, nor is it intended to serve as the basis for decisions to buy, sell, or hold securities. Investors should consider the information, analysis, and commentary in this report as a reference source before making their own investment decisions. All information, assessments, forecasts, and opinions in this report are based on reliable data sources. However, BSC does not guarantee the absolute accuracy of these sources and assumes no responsibility for the accuracy of the information mentioned in this report. Furthermore, BSC shall not be held liable for any damages resulting from the use of any part or the entirety of the content of this report. The views and assessments presented in this report are based on careful, impartial, and reasonable consideration at the time of publication. However, these views and assessments are subject to change without prior notice. This report is copyrighted and the property of BSC. Any copying, modification, or reproduction without BSC's consent is unlawful. No part of this document may be (i) reproduced or duplicated in any form or by any means, or (ii) distributed without BSC's prior approval.*

© 2026 BIDV Securities Company, All rights reserved. Unauthorized access is prohibited.

### Contact Information - BSC Research

**Bui Nguyen Khoa**

Deputy Head of Analysis & Research Center  
Macroeconomic & Market Research  
Khoabn@bsc.com.vn

**Phan Quoc Buu**

Deputy Head of Analysis & Research Center  
Sector & Corporate Research  
Buupq@bsc.com.vn

**Macroeconomic & Market Research****Vu Viet Anh**

Analyst  
Anhvv@bsc.com.vn

**Tran Thanh Tung**

Analyst  
Tungtt1@bsc.com.vn

**Pham Thanh Thao**

Analyst  
Thaopt1@bsc.com.vn

**Nguyen Giang Anh**

Analyst  
Anhng@bsc.com.vn

**Luu Diem Ngoc**

Analyst  
Ngocld@bsc.com.vn

**BSC Headquarters**

8th & 9th Floor, LPB Tower  
No. 210 Tran Quang Khai street, Hoan Kiem Ward, Hanoi,  
Vietnam  
Tel: (008424) 3935 2722  
Fax: (008424) 2220 0669

**Branch**

4th & 9th Floor, President Place Building  
No. 93 Nguyen Du Street, Saigon Ward, Ho Chi Minh City,  
Vietnam  
Tel: (008424) 3821 8885  
Fax: (008424) 3821 8879

**BSC Research**

hn.ptnc@bsc.com.vn

**Institutional Investors**

hn.tvdt.khtc@bsc.com.vn

**Individual Investors**

i-center@bsc.com.vn  
Northern region: (024) 39264 660  
Southern region: (028) 38218 889

Website: <http://www.bsc.com.vn>