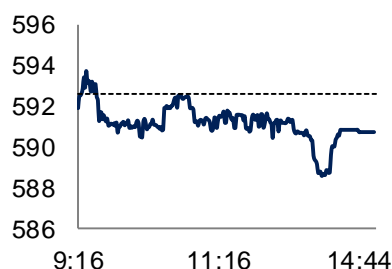
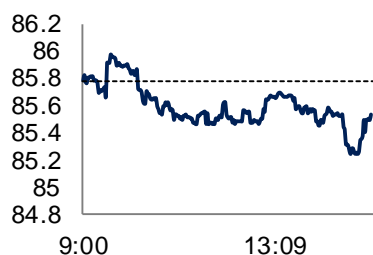


	HSX	HNX
<b>Close</b>	<b>590.73</b>	<b>85.48</b>
Change	-1.84	-0.29
% Chg	-0.31%	-0.34%
<b>Vol (mil shares)</b>	<b>76.46</b>	<b>31.83</b>
% Chg	0%	-14%
<b>Value (bil.VND)</b>	<b>1226.62</b>	<b>397.88</b>
% Chg	-3%	-15%
<b>Put-through Vol (mil shares)</b>	<b>10.15</b>	<b>0.55</b>
<b>Put-through Value (bil.VND)</b>	<b>234.92</b>	<b>7.66</b>
<b>Foreign Net buy/sell</b>	<b>33.60</b>	<b>2.80</b>

**VN-Index Intraday**

**HNX-Index Intraday**

**BSCR&D DEPARTMENT**

**Address:** 10<sup>th</sup> Floor – BIDV Tower  
 35 Hang Voi- Ha Noi  
**Tel:** 84 4 39352722  
**Email:** R&D\_BSC@bsc.com.vn  
**Website:** www.bsc.com.vn

**MARKET COMMENTARY**

Market sentiment remains weak today when the VN-Index has once broken its 590 support and touched 588.6 pts. However, the positive headline on PMI as well as the foreigners' net purchases has partially supported the index remains 590 pts at the close. The narrow fluctuation and the unchanged liquidity today showed that the market was close to its new short-term balanced point. But we also note of some largest risks at the present are foreigners stop buying & bank stocks are around their resistance and showed signs of adjusting.

**Short-term investors have taken profit under our recommendation in the last two reports can consider buying back if the VN-Index keeps above its 580 pts support.**

**MARKET PERFORMANCE**

The VN-Index and HNX-Index slightly reduced when approaching their resistances. OGC share was active with 6.7 million traded shares and closed at its floor price. The other speculative stocks such as VHG, SHB, PVX and HUT only slightly decreased.

Banking stocks seem to be unchanged instead of deep falling as expectation of many investors. Specifically, VCB, ACB and STB ended at their reference prices while MBB, SHB, EIB and BID just dropped VND100 / share.

Foreign investors continued to be net buyers on both exchanges, their total net buying value reached over VND75 billion. Shares bought strongly were continually banking stocks (BID, CTG) and real estate stocks (VIC, HAG).

**FOREIGN-INVESTOR PERFORMANCE**

Foreign investors were net buyers on both HSX and HNX with values of, respectively, VND64.13 billion and VND12.51 billion.

Specifically, on HSX, foreigners bought strongly MWG (VND31.2 billion), CTG (VND13.7 billion) and BID (VND8.7 billion) while selling mainly HPG (VND18.4 billion) and NBB (VND12.6 billion).

On HNX, they bought significantly PVS (VND5.8 billion), SHB (VND3.5 billion) and SD5 (VND1.7 billion). On the selling side, they sold mostly SDT (VND1.4 billion).

**MACRO ECONOMY**

**February PMI edged up 0.2 points at 51.7, slightly higher over last month (51.5), extending the increase in 18 consecutive months.**

Production growth maintain positive during the past 1.5 years: Growth rate of new orders increased compared with that in the first month of the year. Input prices plummeted due to the downward trend of oil prices. Thus, Vietnam receive good news in the manufacturing sector in the first lunar month.



### TECHNICAL ANALYSIS

The red candle as spinning top returned the lower support area around the level 590, the market lost the support 595 includes 4 sessions of the accumulation, improved liquidity, trading volume corresponding to 1.11 times the previous session.

Observe the changes in the session, the first rally cannot help the market above the reference, the VNindex quickly down this line and maintain support above the level 590 during the morning session and the first half of afternoon session. A correction made the market to check the support level 590, but the index has recovered quickly closed on this support, gaining 590.73 points, down 1.84 points respectively.

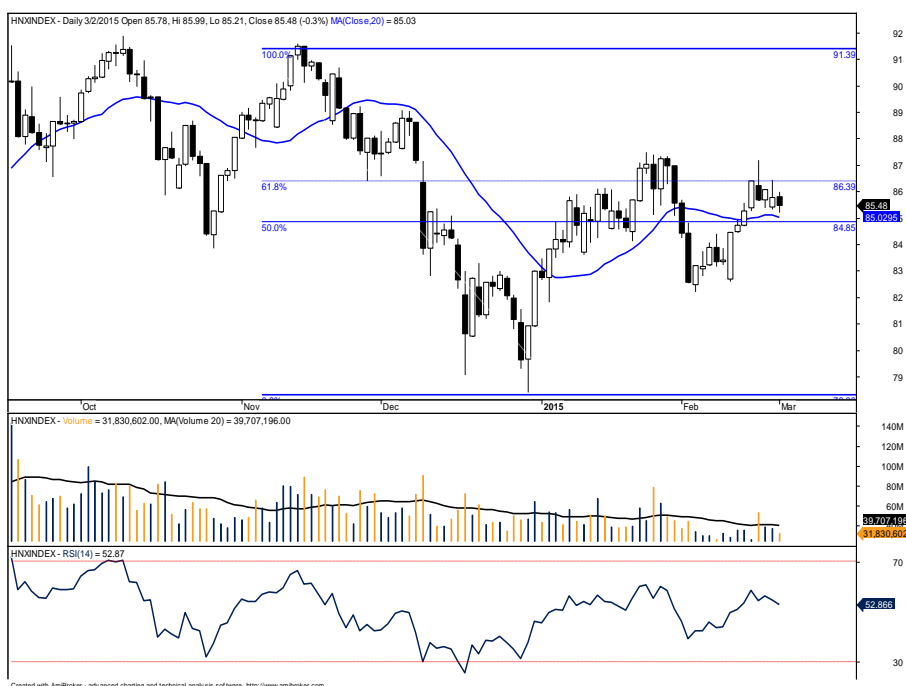
The MFI (14) has not really improved, realising 60, and reaching 60.3 points. The RSI (15) continued falling after hitting the line 70 from the previous week, gaining 59.81 points. The MACD (12.26) line tends to reverse, but this line remains on its slow signal indicator and while on the line Zero, a sell signal not yet appear.

The market stands on the support 590 reliably, the 595 become temporary resistance. In the next session, the market is likely to re-examine the support level 590 and cannot conquer quickly the resistance level of 595

### VN-Index



### HNX-Index



**CANSLIM PORTFOLIO**
**Opening positions**

No.	Ticker	Bought on	Bid Price	Last week Price	Current Price	Performance previous/recent 7-day	Unrealized gain/loss	Target Price	Cutloss
1	VIC	2014-07-07	47.7	49.5	49.9	0.81%	4.51%	57.3	43.9
2	SAM	2014-09-23	12.07	12.5	12.6	0.80%	4.39%	14.5	11.1
3	IJC	2014-07-02	12.9	12.7	12.8	0.79%	-0.78%	15.5	11.9
4	DHC	2014-01-14	21.5	20.9	21	0.48%	-2.33%	25.8	19.8
5	DCL	2015-01-27	49.7	47.2	47.4	0.42%	-4.63%	59.6	45.7
6	DBC	2014-01-14	28.8	29.3	29.4	0.34%	2.08%	34.6	26.5
7	HVG	2014-01-14	21.2	21.7	21.7	0.00%	2.36%	25.4	19.5
8	BVS	2014-08-13	13	14.4	14.4	0.00%	10.77%	15.6	12.0
9	FMC	2015-01-27	24.8	23.3	23.3	0.00%	-6.05%	29.8	22.8
10	FPT	2015-01-12	48.3	48.8	48.5	-0.61%	0.41%	58.0	44.4
11	REE	2015-01-27	29.1	27.5	27.3	-0.73%	-6.19%	34.9	26.8
12	ASM	2015-01-27	9.2	9.6	9.5	-1.04%	3.26%	11.0	8.5
13	TCM	2014-08-22	31.8	34.2	33.7	-1.46%	5.97%	38.2	29.3
14	DRC	2014-08-14	53	61	60	-1.64%	13.21%	63.6	48.8
Average						1.62%	2.44%		



## MARKET STATISTICS

TOP 5 MOVERS POSITIVE TO VN - INDEX				
Stock	Price	%Chg	Index pt	Volume
MSN	86,500	1.17	0.418	121,830
VIC	49,900	0.81	0.33	788,530
BIC	15,800	6.04	0.039	875,320
BVH	37,600	0.27	0.039	290,980
PPC	25,300	0.8	0.037	107,130

TOP 5 MOVERS POSITIVE TO HNX - INDEX				
Stock	Price	%Chg	Index pt	Volume
PSI	7,600	8.57	0.022	2,000
TAG	22,000	10	0.022	100
NVB	6,600	1.54	0.019	3,600
SD5	15,900	5.3	0.013	866,600
WCS	135,000	6.3	0.012	500

TOP 5 MOVERS NEGATIVE TO VN - INDEX				
Stock	Price	%Chg	Index pt	Volume
VNM	107,000	-0.93	-0.568	103,370
GAS	78,500	-0.63	-0.538	95,850
MWG	128,000	-4.48	-0.381	101,370
HPG	46,200	-1.91	-0.25	635,450
CTG	19,100	-1.55	-0.225	3.07MLN

TOP 5 MOVERS NEGATIVE TO HNX - INDEX				
Stock	Price	%Chg	Index pt	Volume
SHB	8,900	-1.11	-0.055	2.84MLN
VCS	31,900	-3.63	-0.039	130,800
PLC	31,000	-2.52	-0.035	18,200
PVS	27,000	-0.37	-0.028	855,300
PVX	5,100	-1.92	-0.025	2.21MLN

TOP 5 LEADERS ON THE HSX				
Stock	Price	%Chg	Index pt	Volume
TMT	26,200	6.94	0.03	105,390
CLC	31,700	6.73	0.015	28,940
BMC	25,500	6.69	0.011	91,170
MHC	15,000	6.38	0.007	932,770
HLG	3,500	6.06	0.005	4,350

TOP 5 LEADERS ON THE HNX				
Stock	Price	%Chg	Index pt	Volume
TJC	11,600	14.64	0.005	273,900
TAG	22,000	10	0.022	100
TPH	12,100	10	0.001	2,500
SD2	8,900	9.88	0.006	173,100
LCD	14,700	9.7	0.001	3,300

TOP 5 LAGGERS ON THE HSX				
Stock	Price	%Chg	Index pt	Volume
AVF	1,300	-7.14	-0.002	863,850
STG	26,900	-6.92	-0.009	1,000
TNA	25,200	-6.67	-0.008	19,400
COM	40,700	-6.65	-0.023	110
HAI	17,200	-6.52	-0.024	4.35MLN

TOP 5 LAGGERS ON THE HNX				
Stock	Price	%Chg	Index pt	Volume
CSC	12,600	-10	-0.008	1,900
MKV	9,000	-10	-0.002	200
VNT	45,000	-10	-0.017	16,500
SIC	10,000	-9.91	-0.005	26,900
VCM	14,800	-9.76	-0.003	100

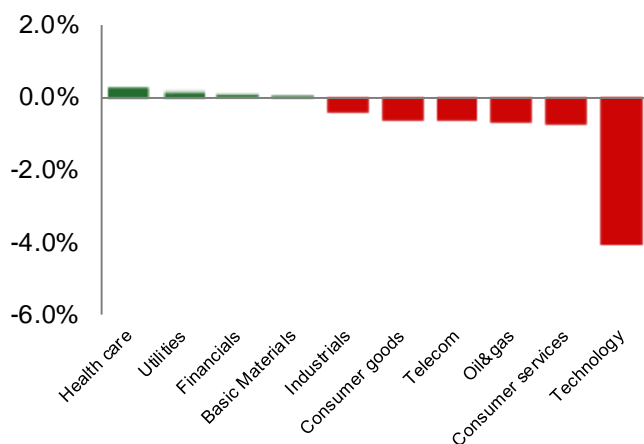
TOP 5 VOLUME LEADERS ON THE HSX				
Stock	Price	%Chg	Index pt	Volume
FLC	11,100	0.91	0.021	10.28MLN
OGC	5,400	-5.26	-0.051	6.71MLN
HAI	17,200	-6.52	-0.024	4.35MLN
CTG	19,100	-1.55	-0.225	3.07MLN
BID	18,500	-0.54	-0.16	2.32MLN

TOP 5 VOLUME LEADERS ON THE HNX				
Stock	Price	%Chg	Index pt	Volume
KLF	10,600	0	0	4.56MLN
SHB	8,900	-1.11	-0.055	2.84MLN
FIT	17,600	-3.3	-0.017	2.80MLN
PVX	5,100	-1.92	-0.025	2.21MLN
S99	12,800	6.67	0.006	1.37MLN

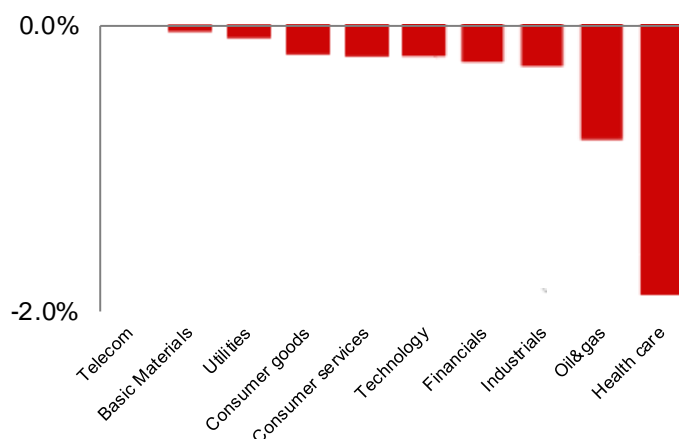


## MARKET STATISTICS

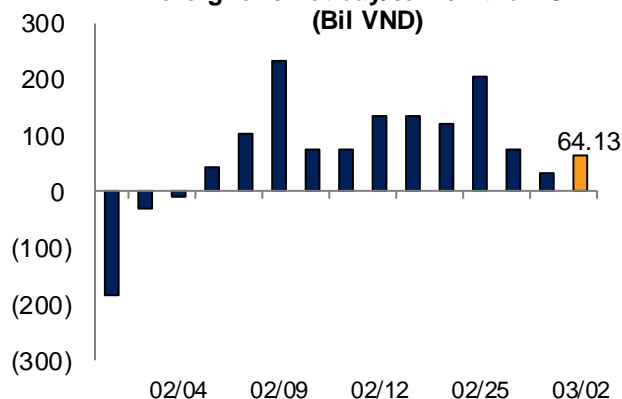
Sector's % change on the HSX



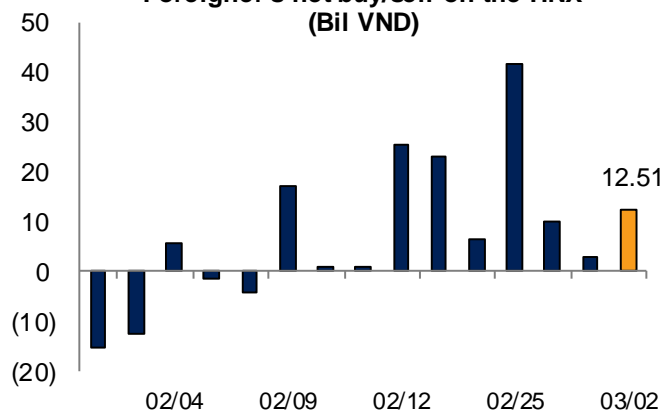
Sector's % change on the HNX



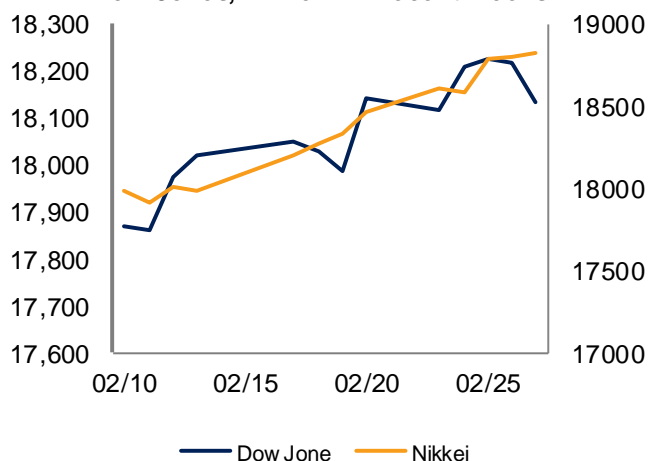
Foreigner's net buy/sell on the HSX  
(Bil VND)



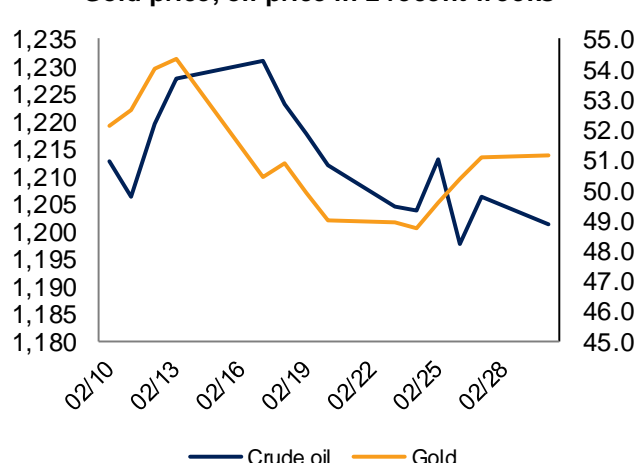
Foreigner's net buy/sell on the HNX  
(Bil VND)



Dow Jones, Nikkei in 2 recent weeks

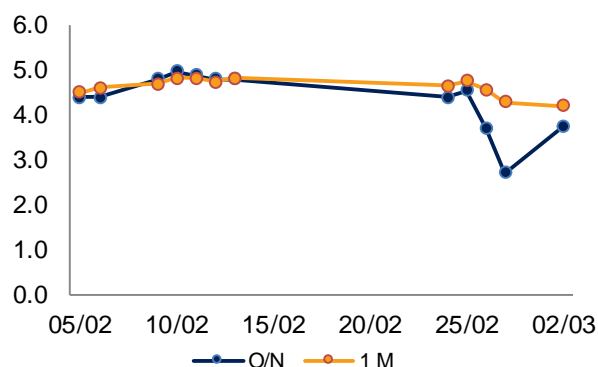


Gold price, oil price in 2 recent weeks

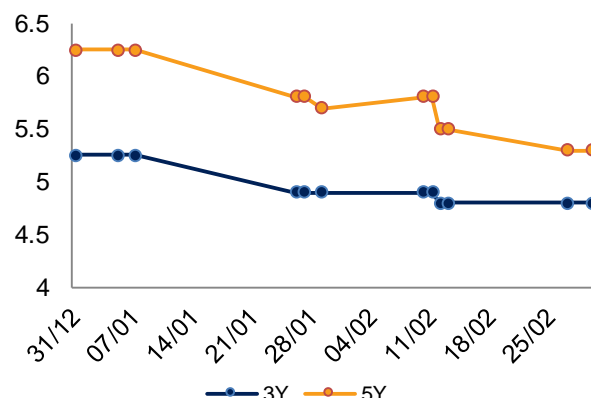


## MACRO STATISTICS

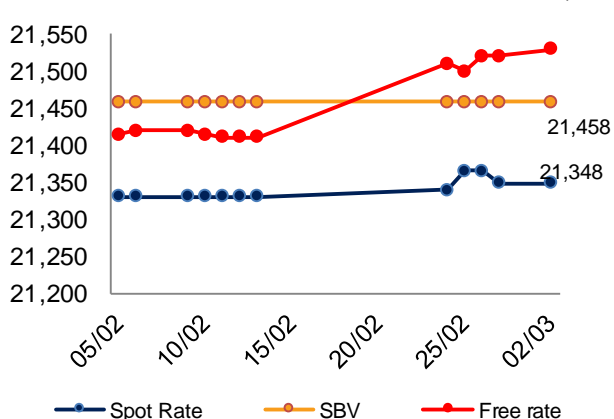
Interbank VND interest rate 2 recent weeks



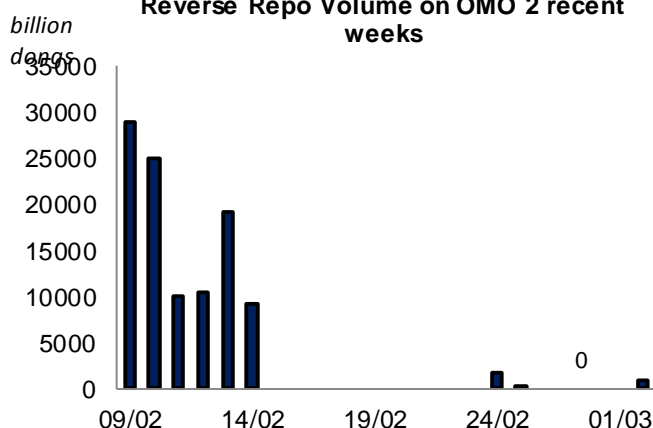
Government Bond Yields 2 recent weeks



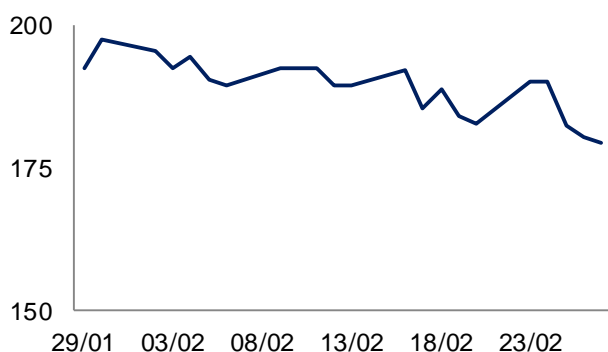
USD/VND rate 2 recent weeks



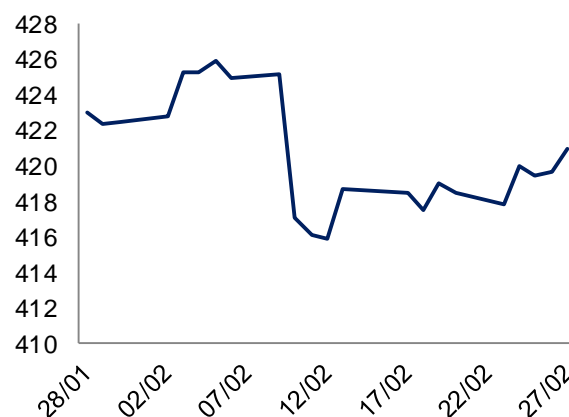
Reverse Repo Volume on OMO 2 recent weeks



Vietnam CDS (5Y)



World Commodities CRB Index



**DISCLAIMER**

*The information, statements, forecasts and projections contained herein, including any expression of opinion, are based upon sources believed to be reliable but their accuracy completeness or correctness are not guaranteed. Expressions of opinion herein were arrived at after due and careful consideration and they were based upon the best information then known to us, and in our opinion are fair and reasonable in the circumstances prevailing at the time. Expressions of opinion contained herein are subject to change without notice. This document is not, and should not be construed as, an offer or the solicitation of an offer to buy or sell any securities. BSC and other companies in the BSC and/or their officers, directors and employees may have positions and may affect transactions in securities of companies mentioned herein and may also perform or seek to perform investment banking services for these companies. This document is for private circulation only and is not for publication in the press or elsewhere. BSC accepts no liability whatsoever for any direct or consequential loss arising from any use of this document or its content. The use of any information, statements forecasts and projections contained herein shall be at the sole discretion and risk of the user.*

**RESEARCH DEPARTMENT – BIDV SECURITIES COMPANY (BSC)**

**Long Tran**  
**Research Manager**  
[longtt@bsc.com.vn](mailto:longtt@bsc.com.vn)

**Khoa Bui**  
[khoabn@bsc.com.vn](mailto:khoabn@bsc.com.vn)

**Viet Nguyen**  
[vietnh@bsc.com.vn](mailto:vietnh@bsc.com.vn)

**Tung Do**  
[tungdn@bsc.com.vn](mailto:tungdn@bsc.com.vn)

**Truong Nguyen**  
[truongnq@bsc.com.vn](mailto:truongnq@bsc.com.vn)

**Phong Vu**  
[phongvt@bsc.com.vn](mailto:phongvt@bsc.com.vn)

**CONTACT INFORMATION**

**BSC Head Office**  
10th, 11th Floor – BIDV Tower  
35 Hang Voi Str – Hanoi  
Tel: 84 4 39352722  
Fax: 84 4 22200669

**BSC Ho Chi Minh Branch**  
9th Floor – 146 Nguyen Cong Tru Str  
District 1, Ho Chi Minh City  
Tel: 84 8 3 8218885  
Fax: 84 8 3 8218510

**Sales & Advisory**  
**Duong Le**  
Tel: 84 4 39352722 (155)  
Email: [duonglh@bsc.com.vn](mailto:duonglh@bsc.com.vn)

**BIDV Securities Company (BSC)**

*No part of this material may be (i) copied, photocopied or duplicated in any form by any mean or (ii) redistributed without the prior written consent of BIDV Securities Company (BSC).*

