



Fri, May 8, 2015

Vietnam Daily Monitor

Slightly increase in the next week

BSC's Forecast on the stock market

	Negative	Neutral	Positive
Day 11/5/2015	•		
Week 11/5-15/5/2015			•
Month 5/2015		•	

Summary

Decreased in the early morning, market indices soon turned back and maintain the green color in most of the time of the session. The market breadth is positive today, especially the marketable stocks. Foreign investors were net buyers in today's session.

Recommendation

The market is moving sideways as expected in our previous reports. We believe that the stock index will fluctuate with no specific trend in up to a half of next week since the market is currently lack of strong information.

We continue to recommend investors to reduce stock weight in the rally, while waiting for a buying chance in the correcting session which might occur 1 or 2 times in the upcoming sessions.

BSC RESEARCH

Head of Research

Tran Thang Long
longtt@bsc.com.vn

Macro & Market Team

Bui Nguyen Khoa
khoabn@bsc.com.vn

Nguyen Hoang Viet
vietnh@bsc.com.vn

Vu Thanh Phong
phongvt@bsc.com.vn

Do Nam Tung
tungdn@bsc.com.vn

Nguyen Quoc Truong
truongnq@bsc.com.vn

VN-INDEX **554.51**
Value: 931.58 bil **1.53 (0.28%)**
Foreigners (net): VND 61 bil

HNX-INDEX **80.29**
Value: 351.71 bil **0.35 (0.44%)**
Foreigners (net): VND 12.66 bil

UPCOM-INDEX **62.1**
Value 14.45 bil **0.31 (0.5%)**
Foreigners (net): -VND 0.004 bil

Macro indicators

	Value	% Chg
Crude oil	58.9	-0.2%
Gold	1,186	0.1%
USDVND	21,675	0.0%
EURVND	24,359	-0.3%
JPYVND	18,068	-0.2%
1-month Interbank ra	4.3%	-
5yr VN Treasury Yiel	6.1%	-

Source: Bloomberg, BSC Research

Content

Market highlights	2
Stock recommendations	3
Market statistics	4

This report must be read with the Disclosure, located at the end of this report.

Nguyen Quoc Truong
Research Analyst

truongnq@bsc.com.vn

Market highlights

The VN-Index and HNX-Index declined early on Friday and traded in green color during the rest of today session.

Speculative stocks rose sharply, some of them closed at ceiling price as HAR, VHG, ITQ, SHN and KMR.

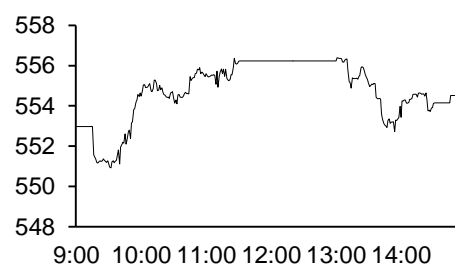
Some stocks increased significantly in both prices and volumes include ASA (+9%), VRC (+5.8%), FLC (+5.26%) and VHC (+4.72%).

Recommendations

The market has been moving sideways and not yet increased significantly as recent our discussion. As previously mentioned, investors seem familiar with the insignificant of several positive factors such as the net purchase of foreign or the stable of macroeconomic, while other negative factors like risk politics or high margin amount are unclear or not happening. Therefore, we believe that market will most likely continually move sideways for at least first half of next week because no positive or negative factor drives explicitly the market at current time.

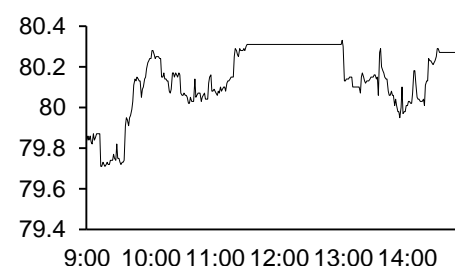
Investor is recommended reducing weight of stocks in the gains as today. We expect a decline may occur early next week, and it is an opportunity to buy shares at a better price.

Exhibit 1

VN-Index Intraday


Source: Bloomberg, BSC Research

Exhibit 2

HNX-Index Intraday


Source: Bloomberg, BSC Research

Exhibit 3

Top 5 volume leaders

Ticker	Volume	Price	% Chg
FLC	12.25	10	5.26
HAI	5.38	9.3	6.9
HQC	3.82	5.6	1.82
DLG	3.63	8.1	3.85
VHG	3.55	8.8	6.02

Source: Bloomberg, BSC Research

Exhibit 4

Foreign transaction

Top buy	Value	Top sell	Value
VCB	25.9	HAG	12.4
CTG	15.9	CII	10.4
MSN	13.2	PVD	7.5
HHS	9.4	HPG	4.6
HUT	3.3	PVC	2.9

Source: BSC Research

Stock recommendations

Short-term portfolio

No.	Ticker	Date	Buy price	Current price	Performance	Recommendation	Cutlosses	Target
1	DIG	27/4/2015	12.2	11.6	-4.9%	Hold	11.6	13
2	PVS	6/5/2015	25.6	25.2	-1.6%	Hold	24	29
Average					-3.2%			

Source: BSC Research

CANSLIM portfolio

No.	Ticker	Date	Buy price	Current price	1w performance	Unrealized gain/loss	Cutlosses	Target
1	MBB	27/4/2015	13.8	13.5		-2.2%	12.7	16.5
2	SD6	24/3/2015	14.7	14.6	-2.0%	-0.7%	13.6	17.5
3	SSI	24/3/2015	21.3	20.3	-1.5%	-4.7%	20.1	25.9
4	VIC	7/7/2014	47.7	48.3	-0.6%	1.2%	43.9	57.3
5	FPT	12/1/2015	48.3	49.9	-3.1%	3.3%	44.4	58.0
6	DHC	14/1/2014	21.5	21.1	-2.3%	-1.9%	19.8	25.8
7	DBC	14/1/2014	28.8	27.3	-2.2%	-5.2%	26.5	34.6
8	FMC	27/1/2015	24.8	24.4	-2.4%	-1.6%	22.8	29.8
Average					-2.0%	-1.5%		

Source: BSC Research

Market statistics

Top 5 leaders on the HSX

Ticker	Price	% Chg	Index pt	Volume
VCB	38.7	2.93	1.664	1.04MLN
CTG	18.2	1.68	0.225	1.92MLN
MSN	82.5	0.61	0.209	167370
BVH	34.4	1.18	0.155	102210
PAN	40.3	6.9	0.123	45590

Top 5 laggards on the HSX

Ticker	Price	% Chg	Index pt	Volume
BID	17.9	-2.72	-0.798	1.38MLN
HPG	28.2	-3.42	-0.277	565420
VIC	48.3	-0.62	-0.248	70990
PVD	55	-1.79	-0.172	580800
DHG	78	-3.7	-0.148	6720

Top 5 gainers on the HSX

Ticker	Price	% Chg	Index pt	Volume
ASM	7.7	6.94	0.03	1.64MLN
HAI	9.3	6.9	0.035	3.82MLN
PAN	40.3	6.9	0.123	45590
TNA	33.1	6.77	0.01	6600
GTA	16	6.67	0.006	100

Top 5 losers on the HSX

Ticker	Price	% Chg	Index pt	Volume
TVS	11.4	-9.52	-0.029	31000
MTG	2.7	-6.9	-0.001	20820
HAX	9.6	-6.8	-0.004	870
HLG	2.8	-6.67	-0.005	1700
VNH	1.4	-6.67	0	84780

Source: Bloomberg, BSC Research

Top 5 leaders on HNX

Ticker	Price	% Chg	Index pt	Volume
PVI	19	5.56	0.144	3200
VNR	23.2	5.45	0.097	600
VCG	12.2	1.67	0.054	208000
PSD	50	8.46	0.034	100
PLC	33.5	2.13	0.03	177300

Top 5 laggards on the HNX

Ticker	Price	% Chg	Index pt	Volume
PVS	25.2	-1.18	-0.083	2.08MLN
ACB	16.5	-0.6	-0.058	170900
NTP	50	-1.77	-0.031	14800
NVB	6.6	-1.49	-0.019	108200
PTI	17	-2.3	-0.012	300

Top 5 gainers on the HNX

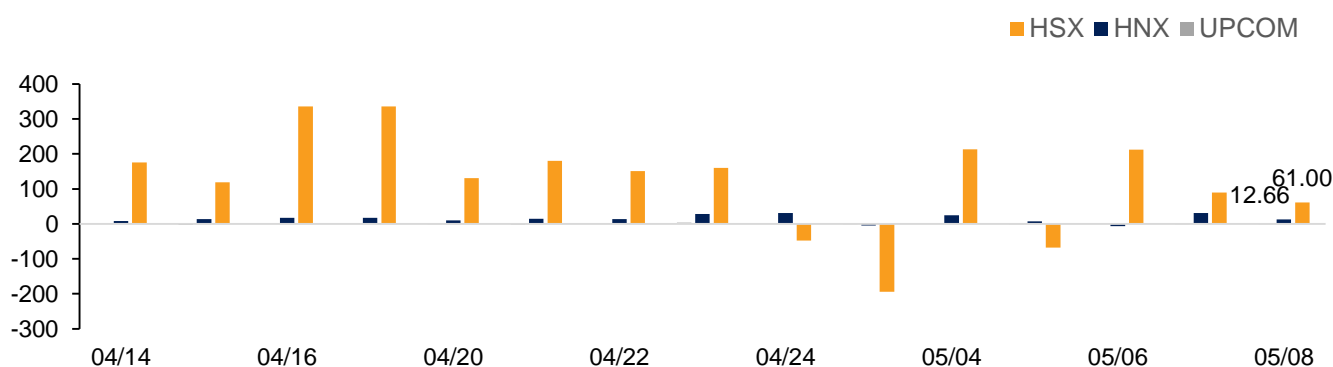
Ticker	Price	% Chg	Index pt	Volume
DNC	15.4	10	0.002	300
ITQ	8.8	10	0.005	782400
VE4	15.4	10	0.001	59100
STC	18.9	9.88	0.006	15100
NGC	28	9.8	0.002	1100

Top 5 losers on the HNX

Ticker	Price	% Chg	Index pt	Volume
SSG	0.8	-11.11	0	4500
ONE	9.1	-9.9	-0.003	31100
DID	4.6	-9.8	-0.002	10100
NHA	9.3	-9.71	-0.005	100
KMT	5.8	-9.38	-0.004	500

Exhibit 3

Foreign transaction



Source: HSX, HNX, BSC Research

Disclosure

The information, statements, forecasts and projections contained herein, including any expression of opinion, are based upon sources believed to be reliable but their accuracy completeness or correctness are not guaranteed. Expressions of opinion herein were arrived at after due and careful consideration and they were based upon the best information then known to us, and in our opinion are fair and reasonable in the circumstances prevailing at the time. Expressions of opinion contained herein are subject to change without notice. This document is not, and should not be construed as, an offer or the solicitation of an offer to buy or sell any securities. BSC and other companies in the BSC and/or their officers, directors and employees may have positions and may affect transactions in securities of companies mentioned herein and may also perform or seek to perform investment banking services for these companies. This document is for private circulation only and is not for publication in the press or elsewhere. BSC accepts no liability whatsoever for any direct or consequential loss arising from any use of this or its content. The use of any information, statements forecasts and projections contained herein shall be at the sole discretion and risk of the user. No part of this material may be (i) copied, photocopied or duplicated in any form by any mean or (ii) redistributed without the prior written consent of BIDV Securities Company (BSC).

BSC Headquarters

BIDV Tower, 10th & 11th Floor
35 Hang Voi, Hoan Kiem, Hanoi
Tel: +84 4 3935 2722
Fax: +84 4 2220 0669

Ho Chi Minh City Office

146 Nguyen Cong Tru St, 9th Floor
District 1, HCMC
Tel: +84 8 3821 8885
Fax: +84 8 3821 8510

<http://www.bsc.com.vn>

Bloomberg: BSCV <GO>

