

Mon, June 22, 2015

## Vietnam Daily Monitor

Weekly trend: Bigger fluctuations

### BSC's Forecast on the stock market

	Negative	Neutral	Positive
Day 23/6/2015			•
Week 22/6-26/6/2015	•		
Month 6/2015			•

### Summary

The market indices diverged; the VN-Index surged while HNX-Index fell slightly in the first trading session of the week. Bank stocks are the main factor that promoting significantly the VN-Index today.

### Recommendation

The market sentiment becomes more positive than the happenings last week. The money flows is currently returning, boosting the market liquidity. Besides, foreign investors were net buyers. Thus, these two factors will promote the market sentiment tomorrow.

Risk-loving investors might take profits gradually. Risk-averse investors continue to wait for the decling session to open long position.

### BSC RESEARCH

#### Head of Research

**Tran Thang Long**  
longtt@bsc.com.vn

#### Macro & Market Team

**Bui Nguyen Khoa**  
khoabn@bsc.com.vn

**Nguyen Hoang Viet**  
vietnh@bsc.com.vn

**Vu Thanh Phong**  
phongvt@bsc.com.vn

**Do Nam Tung**  
tungdn@bsc.com.vn

**Nguyen Quoc Truong**  
truongnq@bsc.com.vn

**VN-INDEX** **594.08**  
Value: 1946.34 bil **9.38 (1.6%)**  
Foreigners (net): VND 163.12 bil

**HNX-INDEX** **87.09**  
Value: 525.47 bil **-0.01 (-0.01%)**  
Foreigners (net): VND 6.01 bil

**UPCOM-INDEX** **57.86**  
Value 31.4 bil **0.54 (0.94%)**  
Foreigners (net): -VND 0.03 bil

#### Macro indicators

	Value	% Chg
Crude oil	60.1	0.8%
Gold	1,195	-0.5%
USDVND	21,805	0.0%
EURVND	24,742	0.0%
JPYVND	17,698	-0.1%
1-month Interbank ra	4.1%	-
5yr VN Treasury Yiel	6.5%	-

Source: Bloomberg, BSC Research

#### Content

Market highlights	2
Technical views	3
Stock recommendations	4
Market statistics	5

This report must be read with the Disclosure, located at the end of this report.

**Nguyen Quoc Truong**

Research Analyst

truongnq@bsc.com.vn

**Market highlights**

Vietnam market mixed on Monday. Specifically, the VN-Index surged significantly 1.6% while HNX-Index slightly fell by 0.01%.

Several large cap stocks gained strongly, directly impacting on the increase of the VN-Index, including VNM (+ 4.7%), MSN (+ 5.3%) and VCB (+2, 4%).

Bank stocks performed positively today. The remaining stocks had slight volatilities.

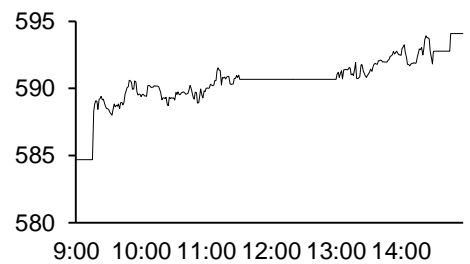
**Recommendations**

Although VN-Index climbed impressively, the number of gainers and losers were equal. However, there were totally 20 advancers among VN30 stocks. Today volume reached 190 million, which increased by 40% versus 20-day average, indicating an abundant cash flow. Another positive factor is that foreign investors continued to be net buyers on both exchanges. Therefore, we believe that the market will continue increasing tomorrow because of the excited investor's sentiment.

The risk lovers opening long positions as previous our recommendations are now profitable. We recommend gradually taking profits and waiting to continually buy shares in the decline session.

Exhibit 1

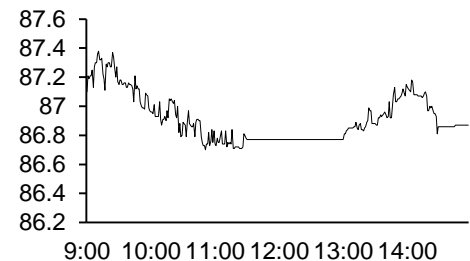
**VN-Index Intraday**



Source: Bloomberg, BSC Research

Exhibit 2

**HNX-Index Intraday**



Source: Bloomberg, BSC Research

Exhibit 3

**Top 5 volume leaders**

Ticker	Volume	Price	% Chg
FLC	40.79	9	-3.23
OGC	18.31	3	3.45
MBB	6.79	15.7	4.67
STB	4.41	18.9	-0.53
HQC	4.23	6	0

Source: Bloomberg, BSC Research

Exhibit 4

**Foreign transaction**

Top buy	Value	Top sell	Value
STB	67.6	VIC	74
BID	23.2	GAS	2.7
PVD	17.7	HVG	1.7
VCB	12.7	HSG	1.3
PVS	3.6	PCT	0.9

Source: BSC Research

---

**Nguyen Quoc Trung**

*Research Analyst*

truongnq@bsc.com.vn

---

## Technical views

VN-Index continued to be in uptrend due to both positive signal of MACD and, simultaneously, VN-Index has passed over the trendline resistance. Strong profit taking will soon appear as momentum indicators RSI (14) prepares to enter into overbought zone.

*VN-Index could climb to the resistance of 600 pts before correcting because of profit taking.*



## Stock recommendations

### Short-term portfolio

No.	Ticker	Date	Buy price	Current price	Performance	Recommendation	Cutloss	Target
1	VCG	26/5/2015	13.1	13.9	6.1%	Hold	12.2	14.5
2	TDH	26/5/2015	16.8	16.8	0.0%	Hold	15.8	18.5
3	TNG	1/6/2015	23.9	25.1	5.0%	Hold	21.5	26
4	VHC	1/6/2015	37.4	38.4	2.7%	Hold	34.5	40.2
5	KLS	9/6/2015	9.6	9.5	-1.0%	Hold	8.7	10.3
3	CII	18/6/2015	22.8	24.2	6.1%	Hold	22.4	24
4	KDH	18/6/2015	21.6	21.9	1.4%	Hold	20	23
5	VCB	18/6/2015	44.9	47.6	6.0%	Hold	41.3	45
<b>Average</b>					<b>3.3%</b>			

Source: BSC Research

### CANSLIM portfolio

No.	Ticker	Date	Buy price	Current price	1w performance	Unrealized gain/ loss	Cutloss	Target
1	MBB	27/4/2015	13.8	15.7	4.7%	13.8%	12.7	16.5
2	SD6	24/3/2015	14.7	14.7	0.0%	0.0%	13.6	17.5
3	VIC	7/7/2014	47.7	51.5	1.0%	7.9%	43.9	57.3
4	FPT	12/1/2015	41.5	45.6	1.8%	9.9%	44.4	58.0
5	DHC	14/1/2014	21.5	24	-1.2%	11.6%	19.8	25.8
6	FMC	27/1/2015	24.8	23.9	-0.8%	-3.6%	22.8	29.8
7	HT1	9/6/2015	22.9	22.3	0.0%	-2.6%	20.7	26.8
8	NTL	9/6/2015	11.8	13.2	0.0%	11.9%	10.9	14.2
<b>Average</b>					<b>0.7%</b>	<b>6.1%</b>		

Source: BSC Research

## Market statistics

### Top 5 leaders on the HSX

Ticker	Price	% Chg	Index pt	Volume
VNM	112	4.67	2.691	736130
MSN	80	5.26	1.583	130780
VCB	47.6	2.37	1.577	614680
BID	22.5	3.21	1.058	3.26MLN
CTG	21.2	1.92	0.801	2.32MLN

### Top 5 laggards on the HSX

Ticker	Price	% Chg	Index pt	Volume
BVH	38.5	-1.28	-0.183	272630
FLC	9	-3.23	-0.086	40.79MLN
STB	18.9	-0.53	-0.067	4.23MLN
EIB	13.3	-0.75	-0.066	438960
JVC	12.1	-6.92	-0.054	2.75MLN

### Top 5 gainers on the HSX

Ticker	Price	% Chg	Index pt	Volume
C47	15.3	6.99	0.006	181170
PNC	13.9	6.92	0.005	3010
HU1	7.9	6.76	0.003	20
PTC	12.7	6.72	0.004	5560
CCI	12.8	6.67	0.006	1000

### Top 5 losers on the HSX

Ticker	Price	% Chg	Index pt	Volume
BBC	60.5	-8.33	-0.046	650
JVC	12.1	-6.92	-0.054	2.75MLN
TDW	22.1	-6.75	-0.007	2320
SFC	23.8	-6.67	-0.01	270
UDC	4.3	-6.52	-0.006	163830

Source: Bloomberg, BSC Research

### Top 5 leaders on HNX

Ticker	Price	% Chg	Index pt	Volume
ACB	21.9	0.92	0.115	834000
VNR	24	4.35	0.081	8400
SHB	8.3	1.22	0.055	3.10MLN
PLC	33.2	2.15	0.03	153000
DGC	29.4	4.63	0.027	4900

### Top 5 laggards on the HNX

Ticker	Price	% Chg	Index pt	Volume
VCG	13.9	-1.42	-0.054	907300
SHN	19.3	-9.81	-0.042	1.46MLN
PSD	46	-8	-0.035	6200
PVI	16.6	-1.19	-0.029	1200
PVB	42.4	-4.29	-0.025	179700

### Top 5 gainers on the HNX

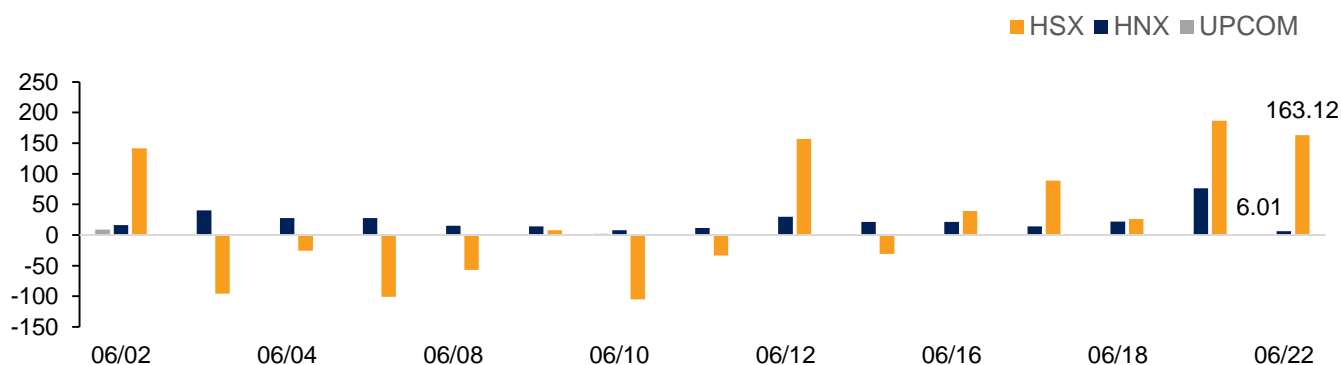
Ticker	Price	% Chg	Index pt	Volume
AME	4.4	10	0.003	5400
BHT	6.6	10	0.002	4200
BXH	15.4	10	0.003	100
CTN	4.4	10	0.002	500
HDA	11	10	0.002	24600

### Top 5 losers on the HNX

Ticker	Price	% Chg	Index pt	Volume
THB	27.5	-9.84	-0.021	400
ONE	9.1	-9.9	-0.003	31100
DID	4.6	-9.8	-0.002	10100
NHA	9.3	-9.71	-0.005	100
KMT	5.8	-9.38	-0.004	500

Exhibit 3

### Foreign transaction



Source: HSX, HNX, BSC Research

## Disclosure

*The information, statements, forecasts and projections contained herein, including any expression of opinion, are based upon sources believed to be reliable but their accuracy completeness or correctness are not guaranteed. Expressions of opinion herein were arrived at after due and careful consideration and they were based upon the best information then known to us, and in our opinion are fair and reasonable in the circumstances prevailing at the time. Expressions of opinion contained herein are subject to change without notice. This document is not, and should not be construed as, an offer or the solicitation of an offer to buy or sell any securities. BSC and other companies in the BSC and/or their officers, directors and employees may have positions and may affect transactions in securities of companies mentioned herein and may also perform or seek to perform investment banking services for these companies. This document is for private circulation only and is not for publication in the press or elsewhere. BSC accepts no liability whatsoever for any direct or consequential loss arising from any use of this or its content. The use of any information, statements forecasts and projections contained herein shall be at the sole discretion and risk of the user. No part of this material may be (i) copied, photocopied or duplicated in any form by any mean or (ii) redistributed without the prior written consent of BIDV Securities Company (BSC).*

### **BSC Headquarters**

BIDV Tower, 10th & 11th Floor  
35 Hang Voi, Hoan Kiem, Hanoi  
Tel: +84 4 3935 2722  
Fax: +84 4 2220 0669

### **Ho Chi Minh City Office**

146 Nguyen Cong Tru St, 9th Floor  
District 1, HCMC  
Tel: +84 8 3821 8885  
Fax: +84 8 3821 8510

<http://www.bsc.com.vn>

Bloomberg: BSCV <GO>

