



Thu, July 2, 2015

Vietnam Daily Monitor

600 became supporting level

BSC's Forecast on the stock market

	Negative	Neutral	Positive
Day 3/7/2015			•
Week 29/6-3/7/2015			•
Month 7/2015			•

Summary

The indices increased strongly thanks to the blue chips, as represented by the banking group. The VN-Index had conquered the 600 point. Gainers were approximately 2/3 of the total shares. Foreigners continued to be net buyers.

Recommendation

VN-Index reached 600 points as our prediction yesterday. Despite the market sentiment is under suspicion, the aggressive actions of foreign investors combined with the soaring bank stocks will remain the driving force for the increase in the near future.

Investors might increase stock weight, especially stock which exists in the portfolio. Investors also consider to open the position of banking, real estates, construction and securities stock which have not yet increased much.

BSC RESEARCH

Head of Research

Tran Thang Long
longtt@bsc.com.vn

Macro & Market Team

Bui Nguyen Khoa
khoabn@bsc.com.vn

Nguyen Hoang Viet
vietnh@bsc.com.vn

Vu Thanh Phong
phongvt@bsc.com.vn

Do Nam Tung
tungdn@bsc.com.vn

Nguyen Quoc Truong
truongnq@bsc.com.vn

VN-INDEX **605.70**
Value: 1886.89 bil **14.2 (2.4%)**
Foreigners (net): VND 80.8 bil

HNX-INDEX **263/1900**
Value: 559.74 bil **1.51 (1.77%)**
Foreigners (net): -VND 4.42 bil

UPCOM-INDEX **252/1900**
Value 21.6 bil **0.13 (0.23%)**
Foreigners (net): VND 2.2 bil

Macro indicators

	Value	% Chg
Crude oil	57.0	0.0%
Gold	1,164	-0.4%
USDVND	21,805	0.0%
EURVND	24,155	0.2%
JPYVND	17,664	0.2%
1-month Interbank ra	4.0%	-
5yr VN Treasury Yiel	6.4%	-

Source: Bloomberg, BSC Research

Content

Market highlights	2
Stock recommendations	3
Technical view	4
Market statistics	5

This report must be read with the Disclosure, located at the end of this report.

Nguyen Quoc Truong

Research Analyst

truongnq@bsc.com.vn

Market highlights

VN-index closed higher than 600 points again after 81 trading sessions. The market breadth was positive with 291 advancers / 129 decliners in both exchanges.

The bank stocks, especially VCB and BID closed at the ceiling, leading the other sectors as real state (VIC, HAG, KBC and DXG) and construction (FCN, HBC, VCG).

Several notable gainers today include FID (+9.7%), BID (+6.9%), JVC (+6.6%) and ATA (+6.3%).

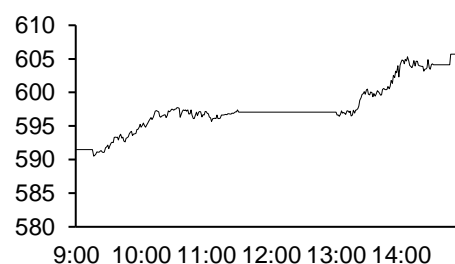
Recommendations

As our prediction, VN – index would early reach the level of 600 points. And as mentioned in our report yesterday, we believe that the market would not reach the distribution because the liquidity is not really high and the foreign investors have continuously bought. In the context of that many investors had a doubt about the ascending momentum of the market, the foreign investors have continuously bought in the Bluechip stocks, directly affecting to the market. We realize that buy-sell situations of 2 ETF funds have been still positive, leading to the high possibility of continuous buying in the next sessions. This will be one of motivations which helps the market to remain the increasing momentum.

We continuously remain our positive point of view about the market, and the investors could buy additional stocks if they have already had the stocks. The investors who are not already in their buy position could consider to buy the stocks which have not increased in price in the sectors: Banks, real estate, construction, and securities.

Exhibit 1

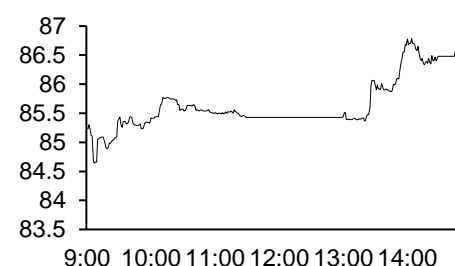
VN-Index Intraday



Source: Bloomberg, BSC Research

Exhibit 2

HNX-Index Intraday



Source: Bloomberg, BSC Research

Exhibit 3

Top 5 volume leaders

Ticker	Volume	Price	% Chg
JVC	11.95	8.1	6.58
FLC	10.97	8.6	0
SSI	6.8	25.1	1.21
OGC	5.34	2.8	3.7
DLG	5.21	9.1	1.11

Source: Bloomberg, BSC Research

Exhibit 4

Foreign transaction

Top buy	Value	Top sell	Value
MSN	46	HAG	73.1
STB	22.9	CTG	20.7
PVD	18.8	JVC	9.2
VCB	17.8	PVC	8.4
PVS	8.5	CSM	6.8

Source: BSC Research

Nguyen Quoc Truong

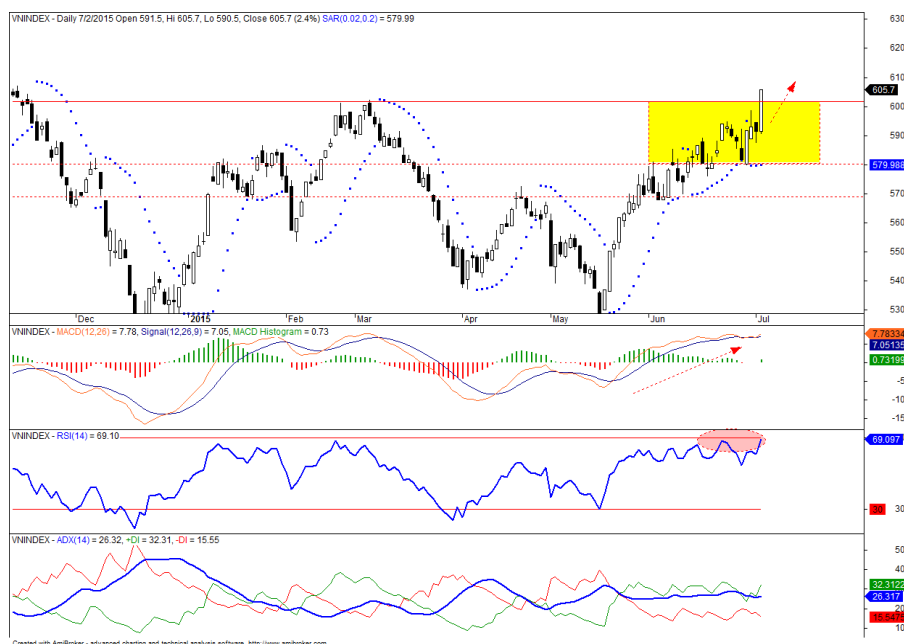
Research Analyst

truongnq@bsc.com.vn

Technical views

VN-Index broke out the resistance level of 600 points with rising in the volume by 19% as compared with the yesterday session, hence the level of 600 points will become new support level. The increase in volume was not really impressive, so there are many possibilities that VN index would lightly reverse to test the level of 600 points. All trend indicators showed that the market has been in the increasing trend. RSI indicator is attempting the overbought range, hence the selling pressure to take profit will rise in several next sessions.

We expect that the level of 600 points will be challenged more before becoming the consistent support level of VN-Index.



Stock recommendations

Short-term portfolio

No.	Ticker	Date	Buy price	Current price	Performance	Recommendation	Cutloss	Target
1	VCG	26/5/2015	13.1	14.2	8.4%	Hold	12.2	14.5
2	TDH	26/5/2015	16.8	16.7	-0.6%	Hold	15.8	18.5
3	TNG	1/6/2015	23.9	25.5	6.7%	Hold	21.5	26
4	VHC	1/6/2015	37.4	38.2	2.1%	Hold	34.5	40.2
5	KLS	9/6/2015	9.6	9.6	0.0%	Hold	8.7	10.3
3	CII	18/6/2015	22.8	25.4	11.4%	Hold	22.4	24
4	KDH	18/6/2015	21.6	22.4	3.7%	Hold	20	23
5	VCB	18/6/2015	44.9	51.5	14.7%	Hold	41.3	45
Average					5.8%			

Source: BSC Research

CANSLIM portfolio

No.	Ticker	Date	Buy price	Current price	1w performance	Unrealized gain/ loss	Cutloss	Target
1	MBB	27/4/2015	13.8	15.3	2.0%	10.9%	12.7	16.5
2	SD6	24/3/2015	14.7	14.6	-0.7%	-0.7%	13.6	17.5
3	VIC	7/7/2014	47.75	43.9	-13.9%	-8.1%	43.93	57.3
4	FPT	12/1/2015	41.5	47.2	5.4%	13.7%	44.44	57.96
5	DHC	14/1/2014	21.5	24.5	0.8%	14.0%	19.78	25.8
6	FMC	27/1/2015	24.8	22.9	-5.0%	-7.7%	22.82	29.76
7	HT1	9/6/2015	22.9	22.6	1.3%	-1.3%	20.7	26.8
8	NTL	9/6/2015	11.8	14.1	6.8%	19.5%	10.9	14.2
Average					-0.4%	5.0%		

Source: BSC Research

Market statistics

Top 5 leaders on the HSX

Ticker	Price	% Chg	Index pt	Volume
VCB	51.5	6.19	4.363	977550
BID	23.4	6.85	2.301	4.04MLN
CTG	19.8	5.32	2.032	4.17MLN
GAS	63	1.61	1.034	586040
BVH	43	6.17	0.928	347680

Top 5 laggards on the HSX

Ticker	Price	% Chg	Index pt	Volume
HHS	20.5	-6.82	-0.091	163580
VNS	31	-6.63	-0.068	16970
SII	25.8	-6.86	-0.061	1140
TMT	36.7	-6.85	-0.045	34580
DHG	73	-0.68	-0.024	70680

Top 5 gainers on the HSX

Ticker	Price	% Chg	Index pt	Volume
KSS	1.5	7.14	0.003	26510
VNL	29.4	6.91	0.009	5340
PTC	15.5	6.9	0.005	4890
BID	23.4	6.85	2.301	4.04MLN
UDC	4.7	6.82	0.006	119620

Top 5 losers on the HSX

Ticker	Price	% Chg	Index pt	Volume
SII	25.8	-6.86	-0.061	1140
TMT	36.7	-6.85	-0.045	34580
HHS	20.5	-6.82	-0.091	163580
LHG	12.6	-6.67	-0.013	20
VNS	31	-6.63	-0.068	16970

Source: Bloomberg, BSC Research

Top 5 leaders on HNX

Ticker	Price	% Chg	Index pt	Volume
ACB	21.7	4.83	0.577	1.35MLN
SHB	8.4	3.7	0.164	6.80MLN
VCG	14.2	1.43	0.054	988900
VCS	34.4	3.61	0.039	360800
DBC	25.5	3.24	0.031	64600

Top 5 laggards on the HNX

Ticker	Price	% Chg	Index pt	Volume
CTX	15.4	-9.41	-0.025	5000
BTS	9.2	-3.16	-0.02	600
DGC	28.3	-2.41	-0.014	7300
PMC	46	-5.15	-0.014	6400
SHS	8	-2.44	-0.012	1.80MLN

Top 5 gainers on the HNX

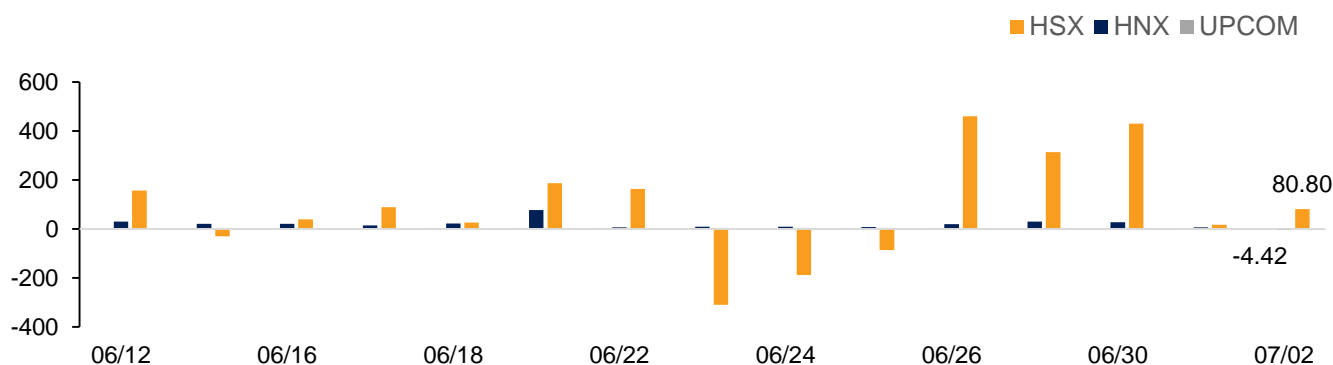
Ticker	Price	% Chg	Index pt	Volume
BST	14.3	10	0.001	100
CX8	6.6	10	0.001	200
DLR	9.9	10	0.002	1100
SDY	6.6	10	0.002	1000
SGH	51.7	10	0.01	100

Top 5 losers on the HNX

Ticker	Price	% Chg	Index pt	Volume
INC	5.4	-10	-0.001	100
ONE	9.1	-9.9	-0.003	31100
DID	4.6	-9.8	-0.002	10100
NHA	9.3	-9.71	-0.005	100
KMT	5.8	-9.38	-0.004	500

Exhibit 3

Foreign transaction



Source: HSX, HNX, BSC Research

Disclosure

The information, statements, forecasts and projections contained herein, including any expression of opinion, are based upon sources believed to be reliable but their accuracy completeness or correctness are not guaranteed. Expressions of opinion herein were arrived at after due and careful consideration and they were based upon the best information then known to us, and in our opinion are fair and reasonable in the circumstances prevailing at the time. Expressions of opinion contained herein are subject to change without notice. This document is not, and should not be construed as, an offer or the solicitation of an offer to buy or sell any securities. BSC and other companies in the BSC and/or their officers, directors and employees may have positions and may affect transactions in securities of companies mentioned herein and may also perform or seek to perform investment banking services for these companies. This document is for private circulation only and is not for publication in the press or elsewhere. BSC accepts no liability whatsoever for any direct or consequential loss arising from any use of this or its content. The use of any information, statements forecasts and projections contained herein shall be at the sole discretion and risk of the user. No part of this material may be (i) copied, photocopied or duplicated in any form by any mean or (ii) redistributed without the prior written consent of BIDV Securities Company (BSC).

BSC Headquarters

BIDV Tower, 10th & 11th Floor
35 Hang Voi, Hoan Kiem, Hanoi
Tel: +84 4 3935 2722
Fax: +84 4 2220 0669

Ho Chi Minh City Office

146 Nguyen Cong Tru St, 9th Floor
District 1, HCMC
Tel: +84 8 3821 8885
Fax: +84 8 3821 8510

<http://www.bsc.com.vn>

Bloomberg: BSCV <GO>

