



Fri, July 10, 2015

Vietnam Daily Monitor

Market might soon correct

BSC's Forecast on the stock market

	Negative	Neutral	Positive
Day 13/7/2015	•		
Week 13-17/7/2015			•
Month 7/2015			•

Summary

Insurance stocks continued rising significantly on Friday. Market liquidity has been increasing.

Market breadth was balanced with 205 advancers / 178 losers on both two exchanges.

Recommendation

The spread between the stock groups help us continue holding a positive view about market direction. But early next week, the market will most likely to shake because two ETFs may temporarily stop buying.

We recommend that investors should consider gradually buying stocks in the upcoming decelerations.

BSC RESEARCH

Head of Research

Tran Thang Long
longtt@bsc.com.vn

Macro & Market Team

Bui Nguyen Khoa
khoabn@bsc.com.vn

Nguyen Hoang Viet
vietnh@bsc.com.vn

Vu Thanh Phong
phongvt@bsc.com.vn

Do Nam Tung
tungdn@bsc.com.vn

Nguyen Quoc Truong
truongnq@bsc.com.vn

VN-INDEX **627.28**
Value: 2423.88 bil **5.18 (0.83%)**
Foreigners (net): VND 46.08 bil

HNX-INDEX **283/1900**
Value: 624.08 bil **0.32 (0.36%)**
Foreigners (net): VND 18.71 bil

UPCOM-INDEX **24/2/1900**
Value 17.96 bil **-0.27 (-0.48%)**
Foreigners (net): -VND 0.7 bil

Macro indicators

	Value	% Chg
Crude oil	52.7	-0.1%
Gold	1,164	0.4%
USDVND	21,810	0.0%
EURVND	24,306	1.1%
JPYVND	17,707	-1.5%
1-month Interbank ra	3.6%	-
5yr VN Treasury Yiel	6.4%	-

Source: Bloomberg, BSC Research

Content

Market highlights	2
Technical view	3
Stock recommendations	4
Market statistics	5

This report must be read with the Disclosure, located at the end of this report.

Nguyen Quoc Truong

Research Analyst

truongnq@bsc.com.vn

Market highlights

Insurance stocks (BVH, BIC and BMI) continued rising significantly today. Similarly, bank stocks (CTG, MBB) also gained well.

Total trading volume on both exchanges surpassed 273 million, which increased by 40% compared to yesterday.

Several stocks surging in both price and volume include SHA (+ 9.1%), BCI (+ 7%), BIC (+ 6.9%), TNT (+ 6.8%) and DHA (+ 6.2%).

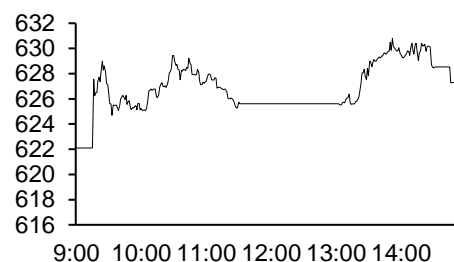
Recommendations

Early next week, the market will most likely to shake because two ETFs may temporarily stop buying. However, it seems that investor have been ready for a decline of market, we believe that the correction may end soon.

Because of the positive medium prospects of the market, we recommend that investors should consider gradually buying stocks in the upcoming decelerations

Exhibit 1

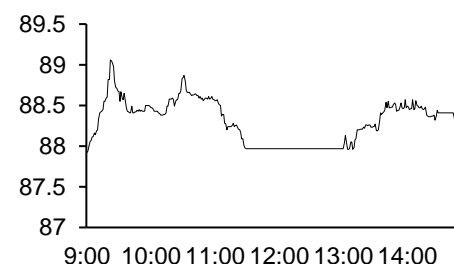
VN-Index Intraday



Source: Bloomberg, BSC Research

Exhibit 2

HNX-Index Intraday



Source: Bloomberg, BSC Research

Exhibit 3

Top 5 volume leaders

Ticker	Volume	Price	% Chg
OGC	17.39	2.5	0
MBB	16.77	16.3	3.16
HAI	9.27	10.1	-6.48
FLC	6.38	8.4	-1.18
SSI	5.79	26	-0.76

Source: Bloomberg, BSC Research

Exhibit 4

Foreign transaction

Top buy	Value	Top sell	Value
CII	34.6	KDC	36.1
MSN	18	HPG	15.1
PVS	12.5	SSI	7.4
BVH	9.3	PVC	7
PVD	8.5	CSM	6

Source: BSC Research

Nguyen Quoc Truong

Research Analyst

truongnq@bsc.com.vn

Technical views

Currently, the VN-Index still accumulate around 526 points with high volume. If VN-Index has a strong decline in the next session, reversal signal of today doji candlestick will be confirmed, this index may fall to support level of 610 point. However, we also note that VN-Index is still in an uptrend, our trend and momentum indicators are showing positive signals. If the support level of 600-610 has been maintained, the uptrend of the VN-Index will not be violated.



Stock recommendations

Short-term portfolio

No.	Ticker	Date	Buy price	Current price	Performance	Recommendation	Cutloss	Target
-----	--------	------	-----------	---------------	-------------	----------------	---------	--------

CANSLIM portfolio

No.	Ticker	Date	Buy price	Current price	1w performance	Unrealized gain/ loss	Cutloss	Target
1	MBB	27/4/2015	13.8	16.3	5.8%	18.1%	12.7	16.5
2	VIC	7/7/2014	38	44.3	-0.7%	16.6%	43.93	57.3
3	FPT	12/1/2015	41.5	46.6	-0.9%	12.3%	44.44	57.96
4	DHC	14/1/2014	21.5	24.2	-1.2%	12.6%	19.78	25.8
5	HT1	9/6/2015	22.9	20.8	-8.4%	-9.2%	20.7	26.8
6	NTL	9/6/2015	11.8	14.9	1.4%	26.3%	10.9	14.2
Average					-0.7%	12.8%		

Source: BSC Research

Market statistics

Top 5 leaders on the HSX

Ticker	Price	% Chg	Index pt	Volume
CTG	22.3	6.19	2.639	5.60MLN
BVH	58	6.42	1.298	579560
BID	25.7	1.58	0.613	3.91MLN
MBB	16.3	3.16	0.316	16.77MLN
VIC	44.3	0.68	0.239	1.33MLN

Top 5 laggards on the HSX

Ticker	Price	% Chg	Index pt	Volume
GAS	62.5	-0.79	-0.516	222190
HPG	28.9	-1.03	-0.12	1.35MLN
KBC	16.1	-2.42	-0.104	2.77MLN
HAG	18.3	-1.08	-0.086	2.24MLN
DPM	30	-1.32	-0.083	555410

Top 5 gainers on the HSX

Ticker	Price	% Chg	Index pt	Volume
BCI	18.4	6.98	0.057	683530
TTP	35.4	6.95	0.019	3650
HU1	7.7	6.94	0.003	200
BIC	23.3	6.88	0.062	726180
TNT	12.5	6.84	0.004	370620

Top 5 losers on the HSX

Ticker	Price	% Chg	Index pt	Volume
TNA	31.8	-6.74	-0.01	1330
EMC	8.4	-6.67	-0.003	12600
HAI	10.1	-6.48	-0.039	9.27MLN
ATA	2.9	-6.45	-0.001	120350
BBC	61	-6.15	-0.034	6880

Source: Bloomberg, BSC Research

Top 5 leaders on HNX

Ticker	Price	% Chg	Index pt	Volume
PVI	19.9	9.94	0.26	205100
PVS	28.6	1.06	0.083	1.43MLN
VNR	24	4.35	0.081	8400
SHB	8.9	1.14	0.055	2.77MLN
VCG	14.1	1.44	0.054	1.05MLN

Top 5 laggards on the HNX

Ticker	Price	% Chg	Index pt	Volume
OCH	9	-9.09	-0.111	63900
PVX	4	-2.44	-0.025	1.69MLN
THB	26	-7.14	-0.014	800
VND	13.9	-1.42	-0.012	1.87MLN
HHC	27	-7.85	-0.012	3700

Top 5 gainers on the HNX

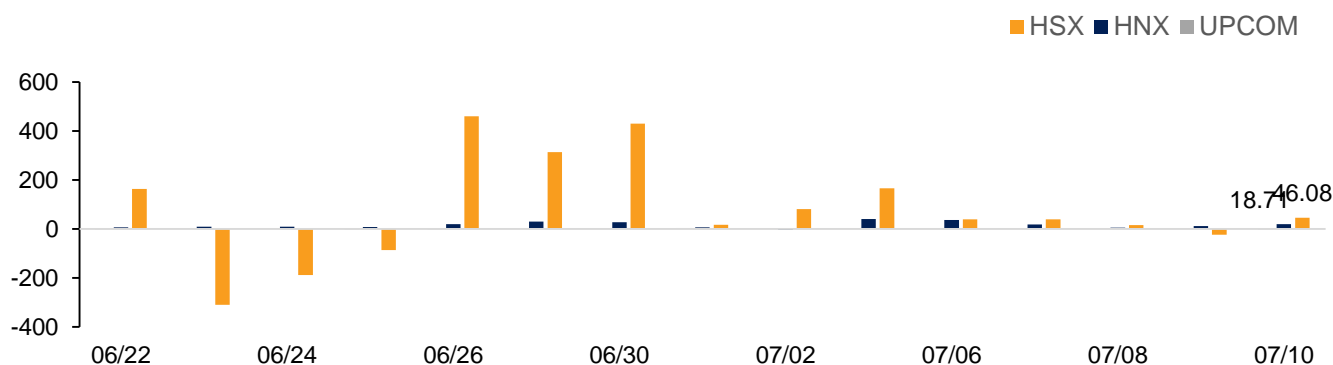
Ticker	Price	% Chg	Index pt	Volume
L43	6.6	10	0.001	100
VNF	60.6	9.98	0.019	400
PVI	19.9	9.94	0.26	205100
SDY	7.8	9.86	0.002	303100
SDE	3.4	9.68	0	1500

Top 5 losers on the HNX

Ticker	Price	% Chg	Index pt	Volume
LBE	15.3	-10	-0.001	4800
ONE	9.1	-9.9	-0.003	31100
DID	4.6	-9.8	-0.002	10100
NHA	9.3	-9.71	-0.005	100
KMT	5.8	-9.38	-0.004	500

Exhibit 3

Foreign transaction



Source: HSX, HNX, BSC Research

Disclosure

The information, statements, forecasts and projections contained herein, including any expression of opinion, are based upon sources believed to be reliable but their accuracy completeness or correctness are not guaranteed. Expressions of opinion herein were arrived at after due and careful consideration and they were based upon the best information then known to us, and in our opinion are fair and reasonable in the circumstances prevailing at the time. Expressions of opinion contained herein are subject to change without notice. This document is not, and should not be construed as, an offer or the solicitation of an offer to buy or sell any securities. BSC and other companies in the BSC and/or their officers, directors and employees may have positions and may affect transactions in securities of companies mentioned herein and may also perform or seek to perform investment banking services for these companies. This document is for private circulation only and is not for publication in the press or elsewhere. BSC accepts no liability whatsoever for any direct or consequential loss arising from any use of this or its content. The use of any information, statements forecasts and projections contained herein shall be at the sole discretion and risk of the user. No part of this material may be (i) copied, photocopied or duplicated in any form by any mean or (ii) redistributed without the prior written consent of BIDV Securities Company (BSC).

BSC Headquarters

BIDV Tower, 10th & 11th Floor
35 Hang Voi, Hoan Kiem, Hanoi
Tel: +84 4 3935 2722
Fax: +84 4 2220 0669

Ho Chi Minh City Office

146 Nguyen Cong Tru St, 9th Floor
District 1, HCMC
Tel: +84 8 3821 8885
Fax: +84 8 3821 8510

<http://www.bsc.com.vn>

Bloomberg: BSCV <GO>

