

Tue, July 14, 2015

# Vietnam Daily Monitor

## Hard to break the 640-points level (2)

### BSC's Forecast on the stock market

	Negative	Neutral	Positive
Day 15/7/2015	•		
Week 13/7-17/7/2015			•
Month 7/2015			•

### Summary

The positive movement of financial sectors, including banks, securities and insurance stocks helped the market recover and avoid a correction. Market breadth weakened considerably, especially on the HNX, the number of declines was even double compared with that of increases.

Foreign investors increased significantly their net buying value in the market.

### Recommendation

Markets seemed to shake when approaching the previous peak of 640 points. In this area, the existing risk becomes clearer so that the decline can occur at any time.

Investors continue to adjust the stock weight of the portfolio. In particular, investors should take profit the stocks which have much gains, while not to open new position. For the accumulating stocks which have not increased much, investors might consider to buy gradually.

### BSC RESEARCH

#### Head of Research

**Tran Thang Long**  
longtt@bsc.com.vn

#### Macro & Market Team

**Bui Nguyen Khoa**  
khoabn@bsc.com.vn

**Nguyen Hoang Viet**  
vietnh@bsc.com.vn

**Vu Thanh Phong**  
phongvt@bsc.com.vn

**Do Nam Tung**  
tungdn@bsc.com.vn

**Nguyen Quoc Truong**  
truongnq@bsc.com.vn

**VN-INDEX** **638.69**  
Value: 2724.3 bil **4.63 (0.73%)**  
Foreigners (net): VND 69.19 bil

**HNX-INDEX** **88.74**  
Value: 891.59 bil **0.16 (0.18%)**  
Foreigners (net): VND 24.57 bil

**UPCOM-INDEX** **55.57**  
Value 12.5 bil **-0.18 (-0.32%)**  
Foreigners (net): VND 0.3 bil

#### Macro indicators

	Value	% Chg
Crude oil	51.1	-2.0%
Gold	1,154	-0.3%
USDVND	21,810	0.0%
EURVND	24,068	0.3%
JPYVND	17,677	-0.2%
1-month Interbank ra	3.6%	-
5yr VN Treasury Yiel	6.4%	-

Source: Bloomberg, BSC Research

#### Content

Market highlights	2
Stock recommendations	3
Market statistics	4

This report must be read with the Disclosure, located at the end of this report.

**Nguyen Quoc Truong**
*Research Analyst*

truongnq@bsc.com.vn

## Market highlights

VN-Index has a deep reduction in today mid-morning, however, the index immediately rebounded and closed in the green.

The uptrend still primarily focused around Insurance, Securities and Bank stocks.

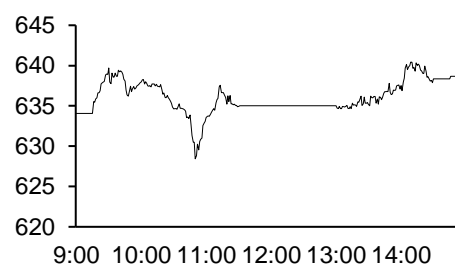
Several stocks surging in both price and volume today include HAD (+ 10%), VTV (+ 7.3%), TTF (+ 6.7%) and PGI (+ 6.5%).

## Recommendations

In recent our reports, we have noted two points: (1) VN-Index may has a sharking off when approaching its previous peak of 640 points, and (2) in context that major investors are waiting for a decline of the market, the correction may not occur or last during a short time. Currently, the resistance of 640 points is still not broken, and the market has a fast correction intraday. However, it also shows that the market is in high-risk areas and may go down rapidly as the large-cap stocks fell sharply.

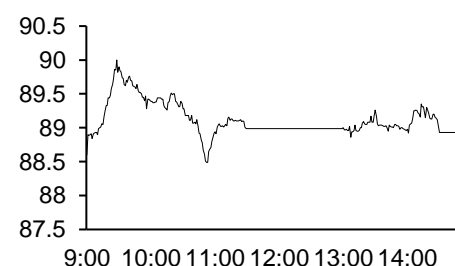
We recommend that investors should not buy the stock rising too fast to avoid short-term risks, and consider taking profit the stocks which have much gains. Investors holding much cash may open position on stocks which are accumulating in recent times.

Exhibit 1

**VN-Index Intraday**


Source: Bloomberg, BSC Research

Exhibit 2

**HNX-Index Intraday**


Source: Bloomberg, BSC Research

Exhibit 3

**Top 5 volume leaders**

Ticker	Volume	Price	% Chg
CII	20.28	27.8	-1.42
SSI	11.49	26.8	2.29
MBB	9.02	16.7	0
DLG	7.99	9.2	2.22
HAI	7.1	10.1	0

Source: Bloomberg, BSC Research

Exhibit 4

**Foreign transaction**

Top buy	Value	Top sell	Value
SSI	28.5	KDC	18.5
VIC	14.3	KBC	12.7
DPM	13.6	HBC	9.7
MSN	12.4	BCI	7.5
SHB	7	BCC	2

Source: BSC Research

## Stock recommendations

### Short-term portfolio

No.	Ticker	Date	Buy price	Current price	Performance	Recommendation	Cutloss	Target
-----	--------	------	-----------	---------------	-------------	----------------	---------	--------

Source: BSC Research

### CANSLIM portfolio

No.	Ticker	Date	Buy price	Current price	1w performance	Unrealized gain/ loss	Cutloss	Target
1	MBB	27/4/2015	13.8	16.7	2.5%	21.0%	12.7	16.5
2	VIC	7/7/2014	38	44	-0.7%	15.8%	43.93	57.3
3	FPT	12/1/2015	41.5	46.9	0.6%	13.0%	44.44	57.96
4	DHC	14/1/2014	21.5	24.4	0.8%	13.5%	19.78	25.8
5	HT1	9/6/2015	22.9	21.7	4.3%	-5.2%	20.7	26.8
6	NTL	9/6/2015	11.8	15.2	2.0%	28.8%	10.9	14.2
<b>Average</b>					<b>1.6%</b>	<b>14.5%</b>		

Source: BSC Research

## Market statistics

### Top 5 leaders on the HSX

Ticker	Price	% Chg	Index pt	Volume
MSN	92	5.14	1.802	780490
BVH	66	6.45	1.481	706390
BID	26.4	2.33	0.918	3.09MLN
VNM	118	0.85	0.544	311610
EIB	15.6	4.7	0.471	4.33MLN

### Top 5 laggards on the HSX

Ticker	Price	% Chg	Index pt	Volume
CTG	22.7	-1.3	-0.608	3.74MLN
GAS	63	-0.79	-0.516	404070
PVD	55.5	-5.13	-0.495	828280
VIC	44	-0.23	-0.079	642340
KBC	15.6	-1.89	-0.078	4.26MLN

### Top 5 gainers on the HSX

Ticker	Price	% Chg	Index pt	Volume
BGM	3.1	6.9	0.005	506420
BMI	21.7	6.9	0.058	46610
TTF	14.4	6.67	0.049	2.76MLN
BVH	66	6.45	1.481	706390
PGI	16.5	6.45	0.039	684170

### Top 5 losers on the HSX

Ticker	Price	% Chg	Index pt	Volume
HOT	26.2	-6.76	-0.008	10
CMT	11.2	-6.67	-0.003	610
PTC	11.2	-6.67	-0.004	17720
VNA	2.9	-6.45	-0.002	34710
BTT	33.7	-6.39	-0.013	20

Source: Bloomberg, BSC Research

### Top 5 leaders on HNX

Ticker	Price	% Chg	Index pt	Volume
SHB	9.5	5.56	0.273	20.28MLN
ACB	23.2	1.75	0.231	2.30MLN
PTI	20.7	9.52	0.056	247300
VND	14.3	2.88	0.025	2.86MLN
SHS	8.6	2.38	0.012	1.48MLN

### Top 5 laggards on the HNX

Ticker	Price	% Chg	Index pt	Volume
PVS	27.7	-2.46	-0.193	1.39MLN
NVB	6.9	-4.17	-0.056	200
PVC	25.1	-4.2	-0.034	1.39MLN
BCC	14.1	-3.42	-0.029	200800
VCG	13.9	-0.71	-0.027	1.34MLN

### Top 5 gainers on the HNX

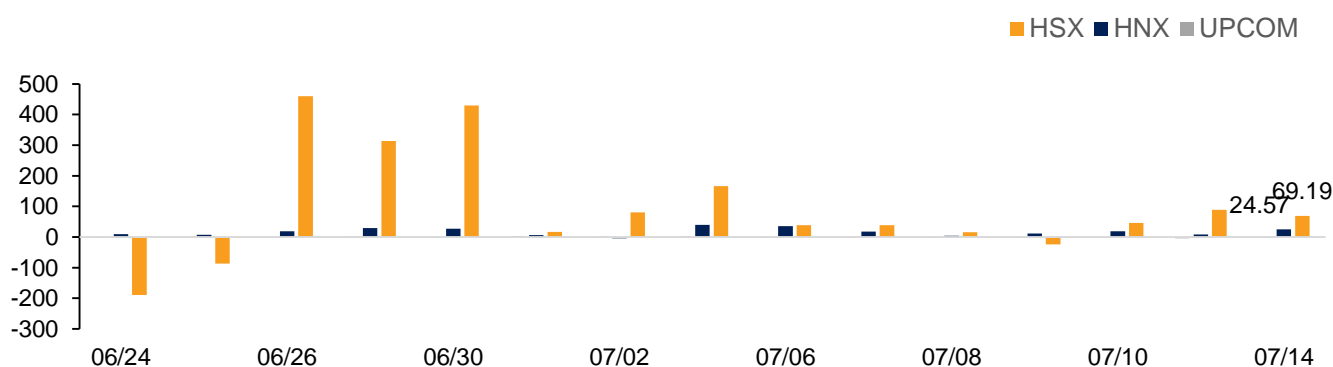
Ticker	Price	% Chg	Index pt	Volume
HDA	15.4	10	0.003	891400
VE4	11.1	9.9	0.001	4500
L14	33.8	9.74	0.005	34400
PDC	6.8	9.68	0.006	3600
INC	5.7	9.62	0.001	1700

### Top 5 losers on the HNX

Ticker	Price	% Chg	Index pt	Volume
CTA	3.6	-10	-0.002	4400
ONE	9.1	-9.9	-0.003	31100
DID	4.6	-9.8	-0.002	10100
NHA	9.3	-9.71	-0.005	100
KMT	5.8	-9.38	-0.004	500

Exhibit 3

### Foreign transaction



Source: HSX, HNX, BSC Research

## Disclosure

*The information, statements, forecasts and projections contained herein, including any expression of opinion, are based upon sources believed to be reliable but their accuracy completeness or correctness are not guaranteed. Expressions of opinion herein were arrived at after due and careful consideration and they were based upon the best information then known to us, and in our opinion are fair and reasonable in the circumstances prevailing at the time. Expressions of opinion contained herein are subject to change without notice. This document is not, and should not be construed as, an offer or the solicitation of an offer to buy or sell any securities. BSC and other companies in the BSC and/or their officers, directors and employees may have positions and may affect transactions in securities of companies mentioned herein and may also perform or seek to perform investment banking services for these companies. This document is for private circulation only and is not for publication in the press or elsewhere. BSC accepts no liability whatsoever for any direct or consequential loss arising from any use of this or its content. The use of any information, statements forecasts and projections contained herein shall be at the sole discretion and risk of the user. No part of this material may be (i) copied, photocopied or duplicated in any form by any mean or (ii) redistributed without the prior written consent of BIDV Securities Company (BSC).*

**BSC Headquarters**

BIDV Tower, 10th & 11th Floor  
35 Hang Voi, Hoan Kiem, Hanoi  
Tel: +84 4 3935 2722  
Fax: +84 4 2220 0669

**Ho Chi Minh City Office**

146 Nguyen Cong Tru St, 9th Floor  
District 1, HCMC  
Tel: +84 8 3821 8885  
Fax: +84 8 3821 8510

<http://www.bsc.com.vn>

Bloomberg: BSCV <GO>

