



Fri, July 24, 2015

Vietnam Daily Monitor

Upcoming week: Accumulating

BSC's Forecast on the stock market

	Negative	Neutral	Positive
Day 27/7/2015		•	
Week 27/7-31/7/2015		•	
Month 7/2015			•

Summary

VN-Index adjusted at the last minute, but the full-room stocks including VSC, TCM, MWG and BMP, had strong gains. Meanwhile, the HNX-Index rallied in the session with weakened width.

Foreigners were strong net buyers on the HSX and net sellers on HNX.

Recommendation

The market maintains its positive status and the divergence will occur more strongly in the near future. However, positive factors from foreign investors have subsided significantly, which may affect the positive trends mentioned above.

Investors should focus on the stocks with positive market news or high expectations for quarterly earnings results.

BSC RESEARCH

Head of Research

Tran Thang Long
longtt@bsc.com.vn

Macro & Market Team

Bui Nguyen Khoa
khoabn@bsc.com.vn

Nguyen Hoang Viet
vietnh@bsc.com.vn

Vu Thanh Phong
phongvt@bsc.com.vn

Do Nam Tung
tungdn@bsc.com.vn

Nguyen Quoc Truong
truongnq@bsc.com.vn

VN-INDEX **631.26**
Value: 2000.5 bil **-0.75 (-0.12%)**
Foreigners (net): VND 81.3 bil

HNX-INDEX **86.32**
Value: 512.47 bil **0.25 (0.29%)**
Foreigners (net): -VND 1.62 bil

UPCOM-INDEX **54.77**
Value 99.8 bil **0.12 (0.22%)**
Foreigners (net): -VND 0.1 bil

Macro indicators

	Value	% Chg
Crude oil	48.7	0.5%
Gold	1,082	-0.8%
USDVND	21,816	0.0%
EURVND	23,861	-0.6%
JPYVND	17,579	0.0%
1-month Interbank ra	3.5%	-
5yr VN Treasury Yiel	6.5%	-

Source: Bloomberg, BSC Research

Content

Market highlights	2
Technical views	3
Stock recommendations	4
Market statistics	5

This report must be read with the Disclosure, located at the end of this report.

Nguyen Quoc Truong

Research Analyst

truongnq@bsc.com.vn

Market highlights

"Full-room" stocks increased significantly today, notable stocks include VSC, TCM, MWG and BMP.

Two exchanges mixed: VN-Index declined, but it had 111 gainers/88 losers on HSX; in contrast, HNX-Index rose but it had 89 gainers/102 losers on HNX.

Some stocks surging in both price and volume in today's session include TNG (+ 8.6%), PTI (+ 7.4%), HSG (+ 7%), TCM (+ 6.8%) and VSC (+ 6.6%).

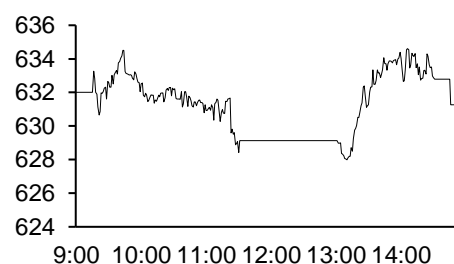
Recommendations

The positive outlook for the market is still remained when there are a lot of good news which supports the market. This was mentioned in yesterday report. However, it is worrisome that foreign investors' buying is temporarily stopped, and this may partly impact on main market trends. Recent liquidity of VN-Index has declined slightly, but it is not too negative. The important thing is that leading stocks are still attracting cash flows.

The market is expected to maintain the divergence, shares whose good news or positive Q2 profit will have more opportunity to increase, and this is the objective that investors should pay attention to.

Exhibit 1

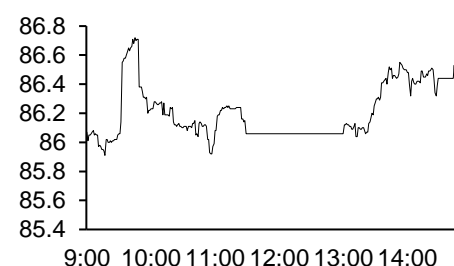
VN-Index Intraday



Source: Bloomberg, BSC Research

Exhibit 2

HNX-Index Intraday



Source: Bloomberg, BSC Research

Exhibit 3

Top 5 volume leaders

Ticker	Volume	Price	% Chg
DLG	11.27	7.2	-6.49
MBB	6.14	16.3	0.62
FLC	6.11	8	-1.23
SSI	5.24	27.2	0
HPG	5.11	34.6	4.53

Source: Bloomberg, BSC Research

Exhibit 4

Foreign transaction

Top buy	Value	Top sell	Value
SSI	46.1	VIC	16.7
HPG	16.4	IJC	6.7
MSN	9.9	PVC	5.8
DXG	7.2	KDC	4.9
LAS	2.9	DRC	2.8

Source: BSC Research

Stock recommendations

Short-term portfolio

No.	Ticker	Date	Buy price	Current price	Performance	Recommendation	Cutloss	Target
-----	--------	------	-----------	---------------	-------------	----------------	---------	--------

Source: BSC Research

CANSLIM portfolio

No.	Ticker	Date	Buy price	Current price	1w performance	Unrealized gain/ loss	Cutloss	Target
1	MBB	27/4/2015	13.8	16.3	0.0%	18.1%	12.7	16.5
2	VIC	7/7/2014	38	43.8	-1.1%	15.3%	43.93	57.3
3	FPT	12/1/2015	41.5	47.6	2.1%	14.7%	44.44	57.96
4	DHC	14/1/2014	21.5	25.9	7.0%	20.5%	19.78	25.8
5	HT1	9/6/2015	22.9	22.7	9.1%	-0.9%	20.7	26.8
6	NTL	9/6/2015	11.8	14	-6.0%	18.6%	10.9	14.2
Average					1.9%	14.4%		

Source: BSC Research

Market statistics

Top 5 leaders on the HSX

Ticker	Price	% Chg	Index pt	Volume
HPG	34.6	4.53	0.586	3.30MLN
MSN	93.5	1.08	0.392	257470
MWG	75	5.63	0.298	227840
HSG	45.9	6.99	0.161	808730
BMP	95	6.15	0.133	204350

Top 5 laggards on the HSX

Ticker	Price	% Chg	Index pt	Volume
VCB	50.5	-1.94	-1.421	353890
BVH	56	-2.61	-0.544	171600
GAS	61	-0.81	-0.505	161500
BID	25.7	-0.77	-0.3	1.46MLN
STB	18.5	-2.12	-0.265	187090

Top 5 gainers on the HSX

Ticker	Price	% Chg	Index pt	Volume
HSG	45.9	6.99	0.161	808730
TDW	23.5	6.82	0.007	710
TCM	39.4	6.78	0.066	2.29MLN
SII	28.4	6.77	0.056	42720
CCI	12.7	6.72	0.006	2100

Top 5 losers on the HSX

Ticker	Price	% Chg	Index pt	Volume
BCG	15	-6.83	-0.024	13570
TNA	33.3	-6.72	-0.01	610
KSS	1.4	-6.67	-0.003	512300
DLG	7.2	-6.49	-0.04	11.27MLN
KSH	7.2	-6.49	-0.007	645180

Source: Bloomberg, BSC Research

Top 5 leaders on HNX

Ticker	Price	% Chg	Index pt	Volume
NVB	7.5	7.14	0.093	3300
NTP	50	4.17	0.069	37600
ACB	21.9	0.46	0.058	241500
PTI	21.7	7.43	0.047	360600
VND	15.3	3.38	0.031	2.14MLN

Top 5 laggards on the HNX

Ticker	Price	% Chg	Index pt	Volume
PVI	20.7	-2.82	-0.087	540000
SHB	8.6	-1.15	-0.055	2.74MLN
CHP	18.5	-1.6	-0.022	36400
BVS	14.9	-1.97	-0.013	179700
VNT	35.6	-9.64	-0.013	900

Top 5 gainers on the HNX

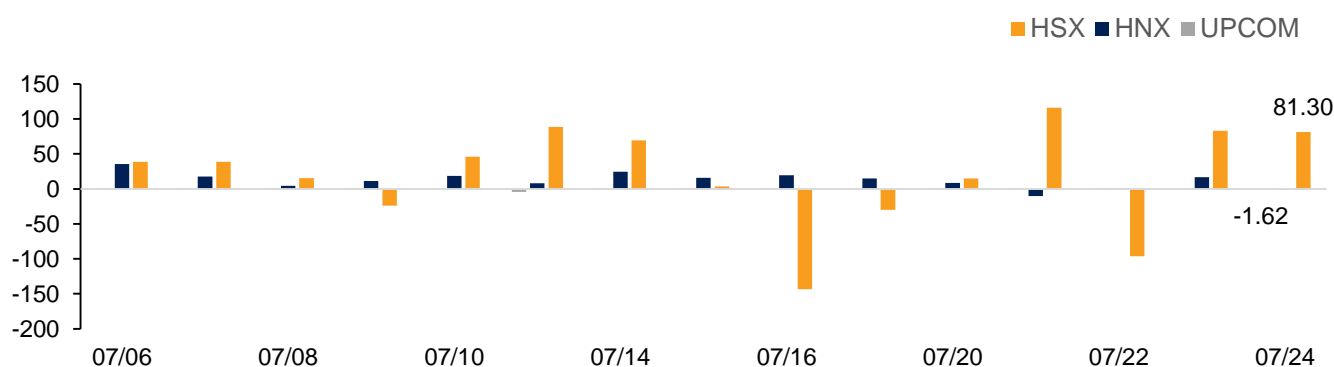
Ticker	Price	% Chg	Index pt	Volume
LBE	14.3	10	0.001	600
QHD	30.8	10	0.007	300
TAG	26.4	10	0.026	9400
PIV	24.8	9.73	0.002	36900
MCO	3.4	9.68	0.001	100

Top 5 losers on the HNX

Ticker	Price	% Chg	Index pt	Volume
SDH	2.7	-10	-0.004	32600
ONE	9.1	-9.9	-0.003	31100
DID	4.6	-9.8	-0.002	10100
NHA	9.3	-9.71	-0.005	100
KMT	5.8	-9.38	-0.004	500

Exhibit 3

Foreign transaction



Source: HSX, HNX, BSC Research

Disclosure

The information, statements, forecasts and projections contained herein, including any expression of opinion, are based upon sources believed to be reliable but their accuracy completeness or correctness are not guaranteed. Expressions of opinion herein were arrived at after due and careful consideration and they were based upon the best information then known to us, and in our opinion are fair and reasonable in the circumstances prevailing at the time. Expressions of opinion contained herein are subject to change without notice. This document is not, and should not be construed as, an offer or the solicitation of an offer to buy or sell any securities. BSC and other companies in the BSC and/or their officers, directors and employees may have positions and may affect transactions in securities of companies mentioned herein and may also perform or seek to perform investment banking services for these companies. This document is for private circulation only and is not for publication in the press or elsewhere. BSC accepts no liability whatsoever for any direct or consequential loss arising from any use of this or its content. The use of any information, statements forecasts and projections contained herein shall be at the sole discretion and risk of the user. No part of this material may be (i) copied, photocopied or duplicated in any form by any mean or (ii) redistributed without the prior written consent of BIDV Securities Company (BSC).

BSC Headquarters

BIDV Tower, 10th & 11th Floor
35 Hang Voi, Hoan Kiem, Hanoi
Tel: +84 4 3935 2722
Fax: +84 4 2220 0669

Ho Chi Minh City Office

146 Nguyen Cong Tru St, 9th Floor
District 1, HCMC
Tel: +84 8 3821 8885
Fax: +84 8 3821 8510

<http://www.bsc.com.vn>

Bloomberg: BSCV <GO>

