

Mon, July 27, 2015

# Vietnam Daily Monitor

## Hard to breakout

### BSC's Forecast on the stock market

|                     | Negative | Neutral | Positive |
|---------------------|----------|---------|----------|
| Day 28/7/2015       |          |         | •        |
| Week 27/7-31/7/2015 |          | •       |          |
| Month 7/2015        |          |         | •        |

## Summary

Several "full-room" shares continue increasing impressively today. On the other hand, insurance stocks continued experiencing the correction.

Several shares surging significantly in both price and volume include TNG (+ 9.7%), NDN (+ 7.4%), VHC (+ 7%) and PGD (+ 6.8%).

## Recommendation

As previously mentioned, there are numerous positive information supporting the market. Selling pressure from foreign investors is still not large, thereby the market is likely to continue rising tomorrow.

Risk-seeking investors should wait to take profit and not chase high prices in gains. Cautious investors should continue to wait for better buying opportunities because the VN-Index is near its 2014 peak.

## BSC RESEARCH

### Head of Research

**Tran Thang Long**  
longtt@bsc.com.vn

### Macro & Market Team

**Bui Nguyen Khoa**  
khoabn@bsc.com.vn

**Nguyen Hoang Viet**  
vietnh@bsc.com.vn

**Vu Thanh Phong**  
phongvt@bsc.com.vn

**Do Nam Tung**  
tungdn@bsc.com.vn

**Nguyen Quoc Truong**  
truongnq@bsc.com.vn

**VN-INDEX** **635.46**  
Value: 2408.94 bil **4.2 (0.67%)**  
Foreigners (net): -VND 30.36 bil

**HNX-INDEX** **86.5**  
Value: 629.59 bil **0.18 (0.21%)**  
Foreigners (net): VND 26.68 bil

**UPCOM-INDEX** **55.46**  
Value 11.9 bil **0.69 (1.26%)**  
Foreigners (net): -VND 0.02 bil

### Macro indicators

|                      | Value  | % Chg |
|----------------------|--------|-------|
| Crude oil            | 47.5   | -1.4% |
| Gold                 | 1,097  | -0.2% |
| USDVND               | 21,821 | 0.0%  |
| EURVND               | 24,166 | 0.9%  |
| JPYVND               | 17,695 | 0.4%  |
| 1-month Interbank ra | 3.8%   | -     |
| 5yr VN Treasury Yiel | 6.5%   | -     |

Source: Bloomberg, BSC Research

### Content

|                       |   |
|-----------------------|---|
| Market highlights     | 2 |
| Technical views       | 3 |
| Stock recommendations | 4 |
| Market statistics     | 5 |

This report must be read with the Disclosure, located at the end of this report.

**Nguyen Quoc Truong**

Research Analyst

truongnq@bsc.com.vn

## Market highlights

Several "full-room" shares continue increasing impressively today, namely TCM, TNG and VSC. Besides, most aquaculture stocks closed at ceiling price.

Insurance stocks continued experiencing the correction.

Several shares surging significantly in both price and volume include TNG (+ 9.7%), NDN (+ 7.4%), VHC (+ 7%) and PGD (+ 6.8%).

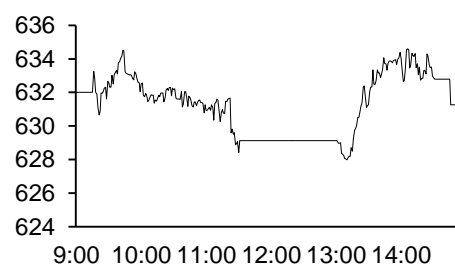
## Recommendations

As previously mentioned, there are numerous positive information supporting the market. After information about Q2 earnings, the market seems to react positively to the news that it will be soon to have guidelines to Decree 60, which helped "full-room" stocks continually increase strongly. Besides, the TPP agreement may be entered final negotiations this week and the member can agree entire contents of this agreement, hence the textile shares rose significantly. Selling pressure from foreign investors is still not large, thereby the market is likely to continue rising tomorrow.

Risk-seeking investors should wait to take profit and not chase high prices in gains. Cautious investors should continue to wait for better buying opportunities because the VN-Index is near its 2014 peak.

Exhibit 1

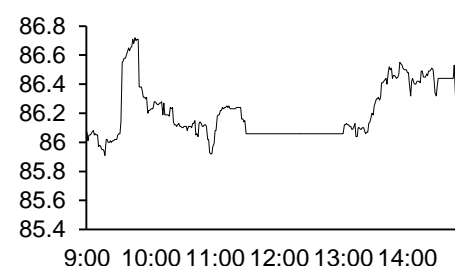
### VN-Index Intraday



Source: Bloomberg, BSC Research

Exhibit 2

### HNX-Index Intraday



Source: Bloomberg, BSC Research

Exhibit 3

### Top 5 volume leaders

| Ticker | Volume | Price | % Chg |
|--------|--------|-------|-------|
| SSI    | 8.16   | 28.3  | 4.04  |
| MBB    | 5.48   | 16.2  | -0.61 |
| FLC    | 4.48   | 8.1   | 1.25  |
| REE    | 4.43   | 30.2  | 6.71  |
| CII    | 3.39   | 26.3  | 1.94  |

Source: Bloomberg, BSC Research

Exhibit 4

### Foreign transaction

| Top buy | Value | Top sell | Value |
|---------|-------|----------|-------|
| SSI     | 36.6  | VIC      | 40.6  |
| CTG     | 15.2  | VCB      | 18.1  |
| HHS     | 10.9  | HPG      | 15.7  |
| TNG     | 8.5   | KDC      | 2.8   |
| DXG     | 7.5   | VND      | 2.5   |

Source: BSC Research

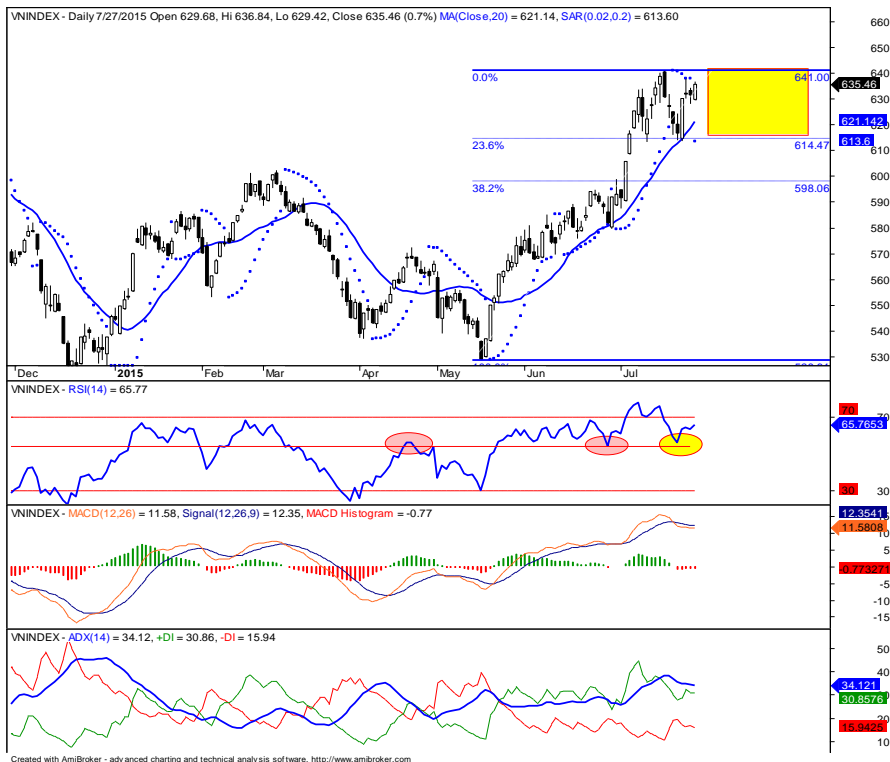
**Nguyen Quoc Truong**

Research Analyst

truongnq@bsc.com.vn

## Technical views

Our trend indicators are indicating that VN-Index is still in a uptrend. Parabolic SAR indicator has just shown a positive signal because falling below the VN-Index. We have not yet found any clear reversal signs, so VN-Index is expected to continue fluctuating in range 615-640 points. In case VN-Index moves out of these levels, market direction may change drastically.



## Stock recommendations

### Short-term portfolio

| No. | Ticker | Date | Buy price | Current price | Performance | Recommendation | Cutloss | Target |
|-----|--------|------|-----------|---------------|-------------|----------------|---------|--------|
|-----|--------|------|-----------|---------------|-------------|----------------|---------|--------|

Source: BSC Research

### CANSLIM portfolio

| No.            | Ticker | Date      | Buy price | Current price | 1w performance | Unrealized gain/ loss | Cutloss | Target |
|----------------|--------|-----------|-----------|---------------|----------------|-----------------------|---------|--------|
| 1              | MBB    | 27/4/2015 | 13.8      | 16.2          | -0.6%          | 17.4%                 | 12.7    | 16.5   |
| 2              | VIC    | 7/7/2014  | 38        | 44            | 0.5%           | 15.8%                 | 43.93   | 57.3   |
| 3              | FPT    | 12/1/2015 | 41.5      | 49            | 2.9%           | 18.1%                 | 44.44   | 57.96  |
| 4              | DHC    | 14/1/2014 | 21.5      | 26            | 0.4%           | 20.9%                 | 19.78   | 25.8   |
| 5              | HT1    | 9/6/2015  | 22.9      | 23.8          | 4.8%           | 3.9%                  | 20.7    | 26.8   |
| 6              | NTL    | 9/6/2015  | 11.8      | 14.4          | 2.9%           | 22.0%                 | 10.9    | 14.2   |
| <b>Average</b> |        |           |           |               | <b>1.8%</b>    | <b>16.4%</b>          |         |        |

Source: BSC Research

## Market statistics

### Top 5 leaders on the HSX

| Ticker | Price | % Chg | Index pt | Volume  |
|--------|-------|-------|----------|---------|
| BID    | 26.3  | 2.33  | 0.887    | 1.75MLN |
| VCB    | 51    | 0.99  | 0.7      | 925380  |
| CTG    | 23    | 1.32  | 0.587    | 2.85MLN |
| HPG    | 35.6  | 2.89  | 0.385    | 2.42MLN |
| STB    | 19    | 2.7   | 0.327    | 492880  |

### Top 5 laggards on the HSX

| Ticker | Price | % Chg | Index pt | Volume |
|--------|-------|-------|----------|--------|
| BVH    | 54    | -3.57 | -0.715   | 749480 |
| GAS    | 60.5  | -0.82 | -0.498   | 154970 |
| MSN    | 92.5  | -1.07 | -0.387   | 118030 |
| HNG    | 32.8  | -1.2  | -0.149   | 493270 |
| MWG    | 74    | -1.33 | -0.074   | 42600  |

### Top 5 gainers on the HSX

| Ticker | Price | % Chg | Index pt | Volume |
|--------|-------|-------|----------|--------|
| KSS    | 1.5   | 7.14  | 0.003    | 342300 |
| GIL    | 27.8  | 6.92  | 0.013    | 95690  |
| VHC    | 41.7  | 6.92  | 0.131    | 617200 |
| PGD    | 37.5  | 6.84  | 0.076    | 516320 |
| VTB    | 14.2  | 6.77  | 0.006    | 10     |

### Top 5 losers on the HSX

| Ticker | Price | % Chg | Index pt | Volume |
|--------|-------|-------|----------|--------|
| HRC    | 42.6  | -6.99 | -0.029   | 100    |
| SGT    | 4.5   | -6.25 | -0.012   | 200    |
| STT    | 4.5   | -6.25 | -0.001   | 1800   |
| VNG    | 10.7  | -6.14 | -0.005   | 60     |
| HAX    | 11    | -5.98 | -0.004   | 230    |

Source: Bloomberg, BSC Research

### Top 5 leaders on HNX

| Ticker | Price | % Chg | Index pt | Volume  |
|--------|-------|-------|----------|---------|
| LAS    | 30.5  | 6.27  | 0.086    | 124400  |
| PVI    | 21.1  | 1.93  | 0.058    | 542900  |
| ACB    | 22    | 0.46  | 0.058    | 537400  |
| SHB    | 8.7   | 1.16  | 0.055    | 2.85MLN |
| VCG    | 13.6  | 1.49  | 0.054    | 414000  |

### Top 5 laggards on the HNX

| Ticker | Price | % Chg | Index pt | Volume |
|--------|-------|-------|----------|--------|
| NVB    | 6.9   | -8    | -0.111   | 700    |
| DBC    | 25    | -1.96 | -0.019   | 108700 |
| VNC    | 22.6  | -9.6  | -0.016   | 200    |
| TH1    | 21.1  | -8.26 | -0.015   | 7200   |
| BTS    | 9.3   | -2.11 | -0.013   | 18500  |

### Top 5 gainers on the HNX

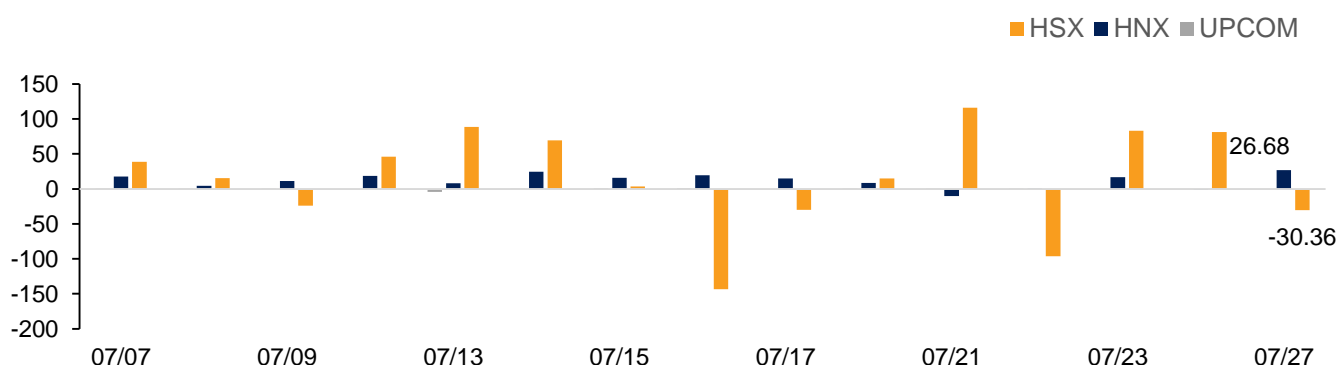
| Ticker | Price | % Chg | Index pt | Volume |
|--------|-------|-------|----------|--------|
| BED    | 14.5  | 9.85  | 0.002    | 1000   |
| TNG    | 30.5  | 9.71  | 0.025    | 948200 |
| CJC    | 18.2  | 9.64  | 0.002    | 300    |
| BBS    | 16.1  | 9.52  | 0.004    | 200    |
| SRB    | 2.3   | 9.52  | 0.001    | 14100  |

### Top 5 losers on the HNX

| Ticker | Price | % Chg | Index pt | Volume |
|--------|-------|-------|----------|--------|
| BXH    | 15.3  | -10   | -0.003   | 200    |
| ONE    | 9.1   | -9.9  | -0.003   | 31100  |
| DID    | 4.6   | -9.8  | -0.002   | 10100  |
| NHA    | 9.3   | -9.71 | -0.005   | 100    |
| KMT    | 5.8   | -9.38 | -0.004   | 500    |

Exhibit 3

### Foreign transaction



Source: HSX, HNX, BSC Research

## Disclosure

*The information, statements, forecasts and projections contained herein, including any expression of opinion, are based upon sources believed to be reliable but their accuracy completeness or correctness are not guaranteed. Expressions of opinion herein were arrived at after due and careful consideration and they were based upon the best information then known to us, and in our opinion are fair and reasonable in the circumstances prevailing at the time. Expressions of opinion contained herein are subject to change without notice. This document is not, and should not be construed as, an offer or the solicitation of an offer to buy or sell any securities. BSC and other companies in the BSC and/or their officers, directors and employees may have positions and may affect transactions in securities of companies mentioned herein and may also perform or seek to perform investment banking services for these companies. This document is for private circulation only and is not for publication in the press or elsewhere. BSC accepts no liability whatsoever for any direct or consequential loss arising from any use of this or its content. The use of any information, statements forecasts and projections contained herein shall be at the sole discretion and risk of the user. No part of this material may be (i) copied, photocopied or duplicated in any form by any mean or (ii) redistributed without the prior written consent of BIDV Securities Company (BSC).*

**BSC Headquarters**

BIDV Tower, 10th & 11th Floor  
35 Hang Voi, Hoan Kiem, Hanoi  
Tel: +84 4 3935 2722  
Fax: +84 4 2220 0669

**Ho Chi Minh City Office**

146 Nguyen Cong Tru St, 9th Floor  
District 1, HCMC  
Tel: +84 8 3821 8885  
Fax: +84 8 3821 8510

<http://www.bsc.com.vn>

Bloomberg: BSCV <GO>

