

Thu, July 30, 2015

Vietnam Daily Monitor

Foreign investors return

BSC's Forecast on the stock market

	Negative	Neutral	Positive
Day 31/7/2015			•
Week 27/7-31/7/2015		•	
Month 7/2015			•

Summary

The market showed more positive signals than previous trading days, in part due to positive news from FOMC results yesterday which supported foreign capital flows return to the market. The indices closed high and market breadth had positive improvement.

Recommendation

Negative signs in previous sessions diminished as foreign investors returned to the market. The index is expected to fluctuate and accumulate in the next sessions

Investors may consider raising their stock holdings proportion in case foreigners were net buyers again. If there is weak demand and foreign investors turn to sell off, investors should preserve funds and stay for more market observation.

BSC RESEARCH

Head of Research

Tran Thang Long
longtt@bsc.com.vn

Macro & Market Team

Bui Nguyen Khoa
khoabn@bsc.com.vn

Nguyen Hoang Viet
vietnh@bsc.com.vn

Vu Thanh Phong
phongvt@bsc.com.vn

Do Nam Tung
tungdn@bsc.com.vn

Nguyen Quoc Truong
truongnq@bsc.com.vn

VN-INDEX **626.57**
Value: 1746.39 bil **1.87 (0.3%)**
Foreigners (net): VND 28.4 bil

HNX-INDEX **85.8**
Value: 408.68 bil **0.69 (0.81%)**
Foreigners (net): VND 5.24 bil

UPCOM-INDEX **55.43**
Value 27.3 bil **0.33 (0.6%)**
Foreigners (net): -VND 19.42 bil

Macro indicators

	Value	% Chg
Crude oil	49.1	0.7%
Gold	1,086	-1.0%
USDVND	21,818	0.0%
EURVND	23,930	-0.1%
JPYVND	17,555	-0.4%
1-month Interbank ra	3.8%	-
5yr VN Treasury Yiel	6.6%	-

Source: Bloomberg, BSC Research

Content

Market highlights	2
Stock recommendations	3
Market statistics	4

This report must be read with the Disclosure, located at the end of this report.

Nguyen Quoc Truong

Research Analyst

truongnq@bsc.com.vn

Market highlights

Speculative stocks rallied well, notably HAR, VHG and OGC.

Market breadth was positive with 208 gainers / 157 losers on both exchanges.

Foreigners turned to be net buyers with net value of VND 30 billion.

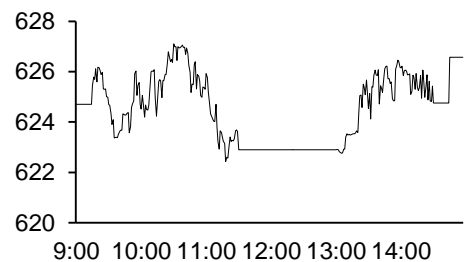
Recommendations

Vietnam market has still experienced a shake as previously discussed. In the context that foreigners stopped to buy, domestic investors became more cautious, which made numerous shares accumulate and market liquidity deteriorate. This scenario could repeat tomorrow and end in next week end if foreigners have clearer trading activities.

Investors may consider raising the proportion of shares in the portfolio in the case that foreigners back to buy. On the other hand, investors should continue to stay out of the market and wait for other buying point.

Exhibit 1

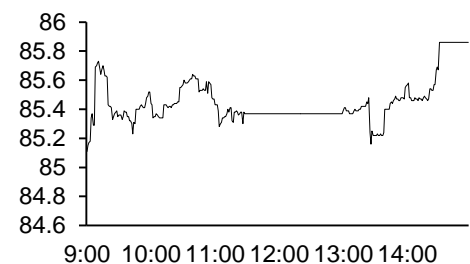
VN-Index Intraday



Source: Bloomberg, BSC Research

Exhibit 2

HNX-Index Intraday



Source: Bloomberg, BSC Research

Exhibit 3

Top 5 volume leaders

Ticker	Volume	Price	% Chg
HAI	6.56	8.6	5.21
CII	5.84	26.3	-0.38
ASM	5.26	8.7	6.1
VHG	4.72	9.4	6.82
HAG	4.52	17.5	-0.57

Source: Bloomberg, BSC Research

Exhibit 4

Foreign transaction

Top buy	Value	Top sell	Value
NT2	38.7	HSG	14.6
SSI	21.1	TTF	13.9
MSN	9.5	HPG	9.6
PVS	3.5	KDC	8.4
DXG	2.9	PVI	3

Source: BSC Research

Stock recommendations

Short-term portfolio

No.	Ticker	Date	Buy price	Current price	Performance	Recommendation	Cutloss	Target
-----	--------	------	-----------	---------------	-------------	----------------	---------	--------

Source: BSC Research

CANSLIM portfolio

No.	Ticker	Date	Buy price	Current price	1w performance	Unrealized gain/ loss	Cutloss	Target
1	MBB	27/4/2015	13.8	15.9	-2.5%	15.2%	12.7	16.5
2	VIC	7/7/2014	38	43.1	-1.6%	13.4%	43.93	57.3
3	FPT	12/1/2015	41.5	47.3	-0.6%	14.0%	44.44	57.96
4	DHC	14/1/2014	21.5	25.9	0.0%	20.5%	19.78	25.8
5	HT1	9/6/2015	22.9	22.8	0.4%	-0.4%	20.7	26.8
6	NTL	9/6/2015	11.8	14.3	2.1%	21.2%	10.9	14.2
Average					-0.3%	14.0%		

Source: BSC Research

Market statistics

Top 5 leaders on the HSX

Ticker	Price	% Chg	Index pt	Volume
BVH	55	5.77	1.073	396160
MSN	92	2.22	0.773	123390
CTG	22.8	1.33	0.587	2.08MLN
GAS	59.5	0.85	0.498	212840
BID	25.9	0.39	0.148	1.02MLN

Top 5 laggards on the HSX

Ticker	Price	% Chg	Index pt	Volume
VNM	119	-1.65	-1.052	220450
KDC	48.3	-2.03	-0.135	1.41MLN
FPT	47.3	-1.25	-0.125	938320
HNG	31.2	-0.95	-0.112	468360
HT1	22.8	-2.56	-0.1	84170

Top 5 gainers on the HSX

Ticker	Price	% Chg	Index pt	Volume
KSS	1.5	7.14	0.003	272100
MDG	4.6	6.98	0.002	58070
VHG	9.4	6.82	0.024	4.52MLN
EVE	24	6.67	0.022	260
JVC	8	6.67	0.03	1.48MLN

Top 5 losers on the HSX

Ticker	Price	% Chg	Index pt	Volume
TMT	42.5	-7.61	-0.057	29970
BCG	16.6	-6.74	-0.026	408000
PNC	15.8	-6.51	-0.006	3630
SMC	7.2	-6.49	-0.008	34880
EMC	9.5	-5.94	-0.003	7770

Source: Bloomberg, BSC Research

Top 5 leaders on HNX

Ticker	Price	% Chg	Index pt	Volume
PVS	25.8	2.38	0.165	580300
SHB	8.6	2.38	0.109	1.48MLN
PVI	20.7	3.5	0.101	464700
VCG	13.7	2.24	0.082	560900
NTP	49.4	2.7	0.045	100

Top 5 laggards on the HNX

Ticker	Price	% Chg	Index pt	Volume
NVB	7	-2.78	-0.037	1100
VCS	38.2	-1.04	-0.013	42900
DBC	24.6	-1.2	-0.012	10000
VDS	6.4	-4.48	-0.006	8000
TV3	25.4	-9.29	-0.005	1800

Top 5 gainers on the HNX

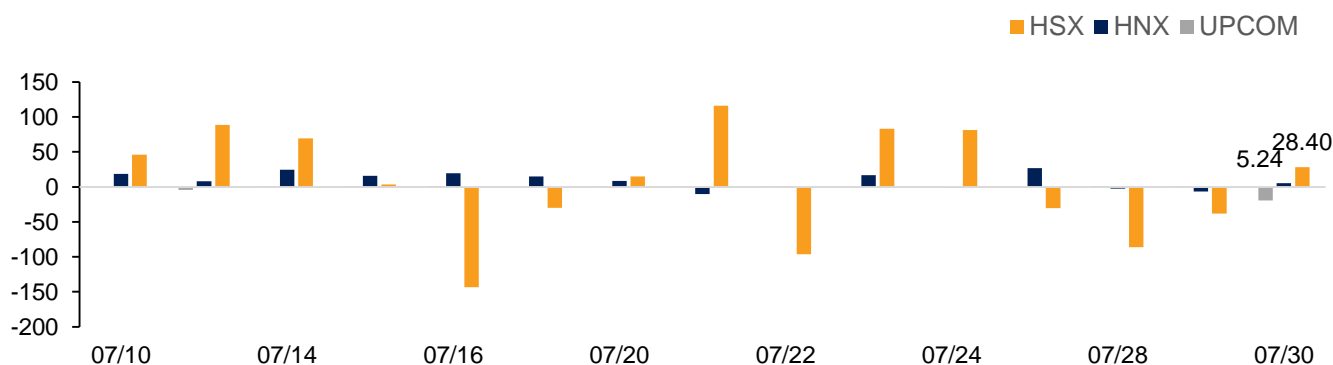
Ticker	Price	% Chg	Index pt	Volume
CJC	24.2	10	0.003	2200
PIV	23.1	10	0.002	15700
SFN	17.6	10	0.003	1000
VE4	12.1	10	0.001	11700
PMS	15.7	9.79	0.006	16500

Top 5 losers on the HNX

Ticker	Price	% Chg	Index pt	Volume
SAP	10	-9.91	-0.001	2500
ONE	9.1	-9.9	-0.003	31100
DID	4.6	-9.8	-0.002	10100
NHA	9.3	-9.71	-0.005	100
KMT	5.8	-9.38	-0.004	500

Exhibit 3

Foreign transaction



Source: HSX, HNX, BSC Research

Disclosure

The information, statements, forecasts and projections contained herein, including any expression of opinion, are based upon sources believed to be reliable but their accuracy completeness or correctness are not guaranteed. Expressions of opinion herein were arrived at after due and careful consideration and they were based upon the best information then known to us, and in our opinion are fair and reasonable in the circumstances prevailing at the time. Expressions of opinion contained herein are subject to change without notice. This document is not, and should not be construed as, an offer or the solicitation of an offer to buy or sell any securities. BSC and other companies in the BSC and/or their officers, directors and employees may have positions and may affect transactions in securities of companies mentioned herein and may also perform or seek to perform investment banking services for these companies. This document is for private circulation only and is not for publication in the press or elsewhere. BSC accepts no liability whatsoever for any direct or consequential loss arising from any use of this or its content. The use of any information, statements forecasts and projections contained herein shall be at the sole discretion and risk of the user. No part of this material may be (i) copied, photocopied or duplicated in any form by any mean or (ii) redistributed without the prior written consent of BIDV Securities Company (BSC).

BSC Headquarters

BIDV Tower, 10th & 11th Floor
35 Hang Voi, Hoan Kiem, Hanoi
Tel: +84 4 3935 2722
Fax: +84 4 2220 0669

Ho Chi Minh City Office

146 Nguyen Cong Tru St, 9th Floor
District 1, HCMC
Tel: +84 8 3821 8885
Fax: +84 8 3821 8510

<http://www.bsc.com.vn>

Bloomberg: BSCV <GO>

