



Mon, August 10, 2015

## Vietnam Daily Monitor

Continue rising on Tuesday

### BSC's Forecast on the stock market

	Negative	Neutral	Positive
Day 11/8/2015			•
Week 10/8-14/8/2015	•		
Month 8/2015	•		

### Summary

Large-caps led the market on Monday. Foreigners bought a net value of VND 50 billion on both exchanges.

### Recommendation

Several "open-room" stocks will most likely to continue rising at least tomorrow. Besides, foreign investors have still been net buyers on both exchanges. Therefore, the market is expected to trade in green in the next sessions.

Investors having gainers on the portfolio may continue holding stocks. Prudent investors should continue standing outside the market to wait for a clearer direction.

### BSC RESEARCH

#### Head of Research

**Tran Thang Long**  
longtt@bsc.com.vn

#### Macro & Market Team

**Bui Nguyen Khoa**  
khoabn@bsc.com.vn

**Nguyen Hoang Viet**  
vietnh@bsc.com.vn

**Vu Thanh Phong**  
phongvt@bsc.com.vn

**Do Nam Tung**  
tungdn@bsc.com.vn

**Nguyen Quoc Truong**  
truongnq@bsc.com.vn

**VN-INDEX** **614.53**  
Value: 1712.77 bil **10.77 (1.78%)**  
Foreigners (net): VND 48.96 bil

**HNX-INDEX** **84.41**  
Value: 452.83 bil **0.53 (0.63%)**  
Foreigners (net): VND 0.527 bil

**UPCOM-INDEX** **54.43**  
Value 32.3 bil **-0.46 (-0.84%)**  
Foreigners (net): VND 0.289 bil

#### Macro indicators

	Value	% Chg
Crude oil	43.8	-0.3%
Gold	1,095	0.1%
USDVND	21,815	0.0%
EURVND	23,879	-0.1%
JPYVND	17,437	-0.7%
1-month Interbank ra	3.9%	-
5yr VN Treasury Yiel	6.5%	-

Source: Bloomberg, BSC Research

#### Content

Market highlights	2
Technical view	3
Stock recommendations	4
Market statistics	5

This report must be read with the Disclosure, located at the end of this report.

## Nguyen Quoc Truong

Research Analyst

truongnq@bsc.com.vn

## Market highlights

Two large cap stocks VNM and BVH led the market today. Foreigners bought a net value of VND 50 billion on both exchanges. Several stocks surging in both price and volume include FID (+ 9.7%), VNM (+ 7%), LIX (+ 6.3%) and VSC (+ 5.6%).

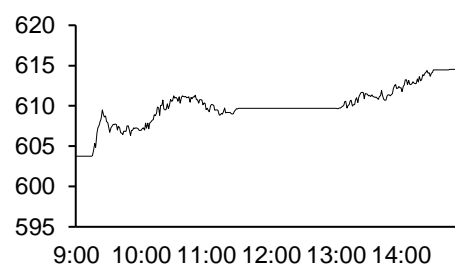
## Recommendations

The support level of 600 points was finally not broken after the last shake. With the less negative effects of the TPP agreement new positive information about Decree 60, hence “open-room” stocks will most likely to continue rising at least tomorrow. Besides, foreign investors have still been net buyers on both exchanges. Therefore, the market is expected to trade in green in the next session, and 600 pts continues to be a strong support level of the market.

Investors having gainers on the portfolio may continue holding stocks. Prudent investors should continue standing outside the market to wait for a clearer direction.

Exhibit 1

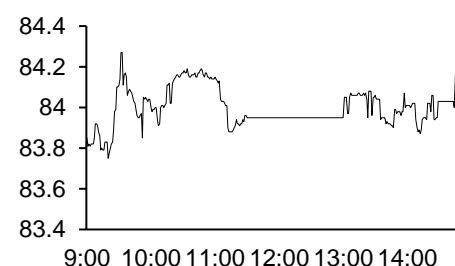
### VN-Index Intraday



Source: Bloomberg, BSC Research

Exhibit 2

### HNX-Index Intraday



Source: Bloomberg, BSC Research

Exhibit 3

### Top 5 volume leaders

Ticker	Volume	Price	% Chg
SSI	3.87	27.6	2.99
FLC	3.52	8	0
KDC	3.19	48.2	0.42
ASM	2.71	10.2	0.99
HPG	2.58	34.8	2.05

Source: Bloomberg, BSC Research

Exhibit 4

### Foreign transaction

Top buy	Value	Top sell	Value
SSI	19.3	CSM	8.2
NT2	12.9	KDC	7.7
VIC	7	HPG	6.3
DPM	6.9	PVC	5.2
PVS	2.7	VCB	3.7

Source: BSC Research

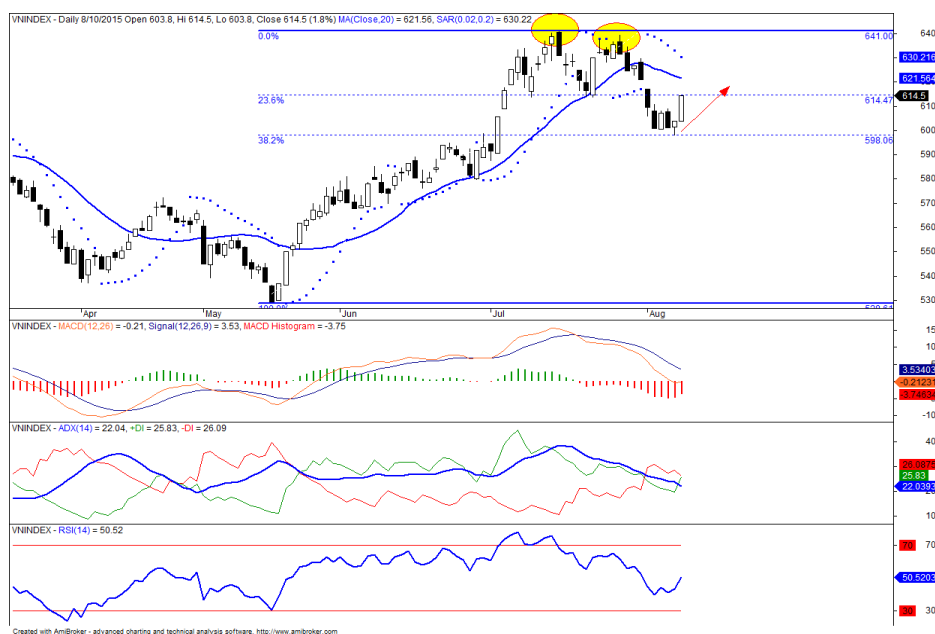
**Nguyen Quoc Truong**

*Research Analyst*

truongnq@bsc.com.vn

## Technical views

VN-Index currently reaches its short-term resistance of 615 points, corresponding to 23.6% level of Fibonacci Retracement drawn from the Trough 528 pts and Peak 640 pts. MACD trend indicator has not yet shown a positive signal as the MACD is below its signal line and seems to fall below zero-line. Therefore, the VN-Index is likely to have short term shake soon to retest the 615 pts.



## Stock recommendations

### Short-term portfolio

No.	Ticker	Date	Buy price	Current price	Performance	Recommendation	Cutloss	Target
-----	--------	------	-----------	---------------	-------------	----------------	---------	--------

Source: BSC Research

### CANSLIM portfolio

No.	Ticker	Date	Buy price	Current price	1w performance	Unrealized gain/loss	Cutloss	Target
1	MBB	27/4/2015	13.8	16.1	1.9%	16.7%	12.7	16.5
2	VIC	7/7/2014	38	43.5	0.9%	14.5%	43.93	57.3
3	FPT	12/1/2015	41.5	48.5	2.5%		44.44	#####
4	DHC	14/1/2014	21.5	23.8	-8.5%	10.7%	19.78	25.8
5	HT1	9/6/2015	22.9	23	5.0%	0.4%	20.7	26.8
6	NTL	9/6/2015	11.8	14.9	4.9%	26.3%	10.9	14.2
<b>Average</b>					<b>1.1%</b>	<b>13.7%</b>		

Source: BSC Research

## Market statistics

### Top 5 leaders on the HSX

Ticker	Price	% Chg	Index pt	Volume
VNM	107	7	3.735	954290
VCB	46.4	3.34	2.132	412410
BVH	50	6.16	1.052	478940
CTG	21.9	1.86	0.794	1.11MLN
BID	23.9	2.14	0.75	741270

### Top 5 laggards on the HSX

Ticker	Price	% Chg	Index pt	Volume
GAS	57.5	-0.86	-0.505	240160
MSN	86	-0.58	-0.199	59420
HNG	28.7	-1.37	-0.151	179920
HAG	16.8	-1.75	-0.126	1.34MLN
TMP	28.6	-6.23	-0.071	1000

### Top 5 gainers on the HSX

Ticker	Price	% Chg	Index pt	Volume
VNM	107	7	3.735	954290
BIC	23	6.98	0.061	213550
ATA	3.1	6.9	0.001	138330
BMI	22	6.8	0.056	106770
TCM	38.9	6.58	0.063	1.04MLN

### Top 5 losers on the HSX

Ticker	Price	% Chg	Index pt	Volume
KSS	1.3	-7.14	-0.003	1.01MLN
SRF	15	-6.25	-0.013	1830
TMP	28.6	-6.23	-0.071	1000
SPM	21.3	-6.17	-0.01	640
VID	4.6	-6.12	-0.004	870

Source: Bloomberg, BSC Research

### Top 5 leaders on HNX

Ticker	Price	% Chg	Index pt	Volume
ACB	21.2	3.41	0.404	287200
PVI	20.5	6.77	0.188	358400
VCG	13.5	2.27	0.082	171300
PTI	22.7	9.13	0.059	167000
VND	14.8	2.78	0.025	867100

### Top 5 laggards on the HNX

Ticker	Price	% Chg	Index pt	Volume
	6	-9.09	-0.074	1700
DGC	28.5	-5.63	-0.035	5500
NTP	47	-2.08	-0.035	10800
PVX	3.6	-2.7	-0.025	1.42MLN
VC3	41.5	-9.59	-0.022	8100

### Top 5 gainers on the HNX

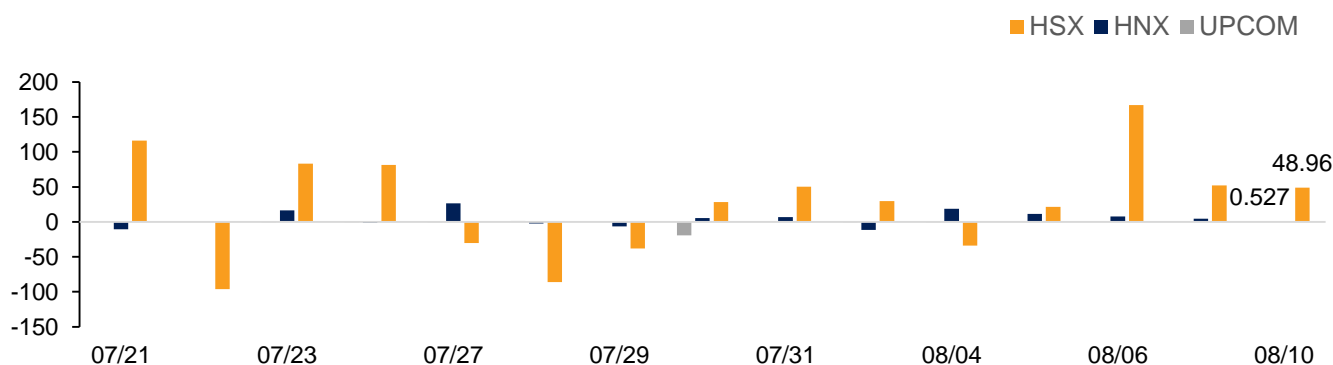
Ticker	Price	% Chg	Index pt	Volume
CJC	38.5	10	0.004	415100
CX8	6.7	9.84	0.001	200
WCS	158	9.72	0.022	2500
SDN	24.9	9.69	0.002	100
SDY	8	9.59	0.002	31100

### Top 5 losers on the HNX

Ticker	Price	% Chg	Index pt	Volume
VE2	12.6	-10.64	-0.002	0
ONE	9.1	-9.9	-0.003	31100
DID	4.6	-9.8	-0.002	10100
NHA	9.3	-9.71	-0.005	100
KMT	5.8	-9.38	-0.004	500

Exhibit 3

### Foreign transaction



Source: HSX, HNX, BSC Research

## Disclosure

*The information, statements, forecasts and projections contained herein, including any expression of opinion, are based upon sources believed to be reliable but their accuracy completeness or correctness are not guaranteed. Expressions of opinion herein were arrived at after due and careful consideration and they were based upon the best information then known to us, and in our opinion are fair and reasonable in the circumstances prevailing at the time. Expressions of opinion contained herein are subject to change without notice. This document is not, and should not be construed as, an offer or the solicitation of an offer to buy or sell any securities. BSC and other companies in the BSC and/or their officers, directors and employees may have positions and may affect transactions in securities of companies mentioned herein and may also perform or seek to perform investment banking services for these companies. This document is for private circulation only and is not for publication in the press or elsewhere. BSC accepts no liability whatsoever for any direct or consequential loss arising from any use of this or its content. The use of any information, statements forecasts and projections contained herein shall be at the sole discretion and risk of the user. No part of this material may be (i) copied, photocopied or duplicated in any form by any mean or (ii) redistributed without the prior written consent of BIDV Securities Company (BSC).*

**BSC Headquarters**

BIDV Tower, 10th & 11th Floor  
35 Hang Voi, Hoan Kiem, Hanoi  
Tel: +84 4 3935 2722  
Fax: +84 4 2220 0669

**Ho Chi Minh City Office**

146 Nguyen Cong Tru St, 9th Floor  
District 1, HCMC  
Tel: +84 8 3821 8885  
Fax: +84 8 3821 8510

<http://www.bsc.com.vn>

Bloomberg: BSCV <GO>

