



Fri, August 28, 2015

Vietnam Daily Monitor

A gloomy week has gone

BSC's Forecast on the stock market

	Negative	Neutral	Positive
Day 31/8/2015			•
Week 31/8-4/9/2015			•
Month 8/2015	•		

Summary

The market continued to rally on Friday. Market breadth narrowed but market score expanded. Stocks in financial group and petroleum group were the key supporting factor for the index. Foreigners were strong net buyers on both floors today.

Recommendation

Markets is likely to have technical adjustments in the next session to stabilize after recent strong gains.

Investors should be patient and wait for next adjustment sessions to open long positions. Investors currently holding stocks should consider realize profit gradually.

BSC RESEARCH

Head of Research

Tran Thang Long
longtt@bsc.com.vn

Macro & Market Team

Bui Nguyen Khoa
khoabn@bsc.com.vn

Nguyen Hoang Viet
vietnh@bsc.com.vn

Vu Thanh Phong
phongvt@bsc.com.vn

Do Nam Tung
tungdn@bsc.com.vn

Nguyen Quoc Truong
truongnq@bsc.com.vn

VN-INDEX **570.87**

Value: 2557.59 bil **15.06 (2.71%)**

Foreigners (net): VND 138.83 bil

HNX-INDEX **78.27**

Value: 544.11 bil **1.25 (1.62%)**

Foreigners (net): -VND 8.82 bil

UPCOM-INDEX **53.03**

Value 13.6 bil **0.83 (1.59%)**

Foreigners (net): VND 0.023 bil

Macro indicators

	Value	% Chg
Crude oil	42.4	-0.3%
Gold	1,128	0.2%
USDVND	22,463	-0.1%
EURVND	25,330	0.2%
JPYVND	18,584	0.1%
1-month Interbank ra	4.3%	-
5yr VN Treasury Yiel	6.8%	-

Source: Bloomberg, BSC Research

Content

Market highlights	2
Technical view	3
Stock recommendations	4
Market statistics	5

This report must be read with the Disclosure, located at the end of this report.

Nguyen Quoc Truong
Research Analyst

truongnq@bsc.com.vn

Market highlights

Markets positively performed by the end of today trading session, then the VN-Index two and HNX-Index closed at today highs.

Financial stocks (VCB, BID, HCM, SSI and BVH) rallied strongly. On the same way, Oil & Gas stocks continued to rise sharply due to the recovery of oil prices.

Some stocks boosting significantly on both price and volume include PTI (+ 7.7%), PVC (+ 7.3%), KTB (+ 7.1%) and GAS (+ 7%).

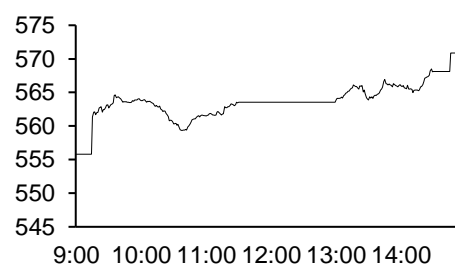
Recommendations

Shaking rhythm has appeared very quickly in the early morning, then the market rallied again by the drive of financial stocks. Market breadth are positive, Blue chip stocks are still rising well, net selling value of foreign investors is not terrific, so market direction has been quite positive.

After a strong recovery in recent days, the market will certainly has to technically correct to retest its momentum, but it's hard to fall its bottom 511 - 513 points once again.

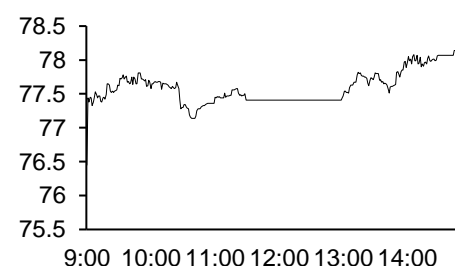
Investors holding so much cash should patiently wait a market correction to buy stocks. Investors who successfully called the bottom can take profits.

Exhibit 1

VN-Index Intraday


Source: Bloomberg, BSC Research

Exhibit 2

HNX-Index Intraday


Source: Bloomberg, BSC Research

Exhibit 3

Top 5 volume leaders

Ticker	Volume	Price	% Chg
CII	17.34	24.1	1.26
SSI	12.48	25.7	6.64
HAI	8.56	6.4	6.67
FLC	8.47	7	1.45
DLG	6.38	7	1.45

Source: Bloomberg, BSC Research

Exhibit 4

Foreign transaction

Top buy	Value	Top sell	Value
E1VFN30	39.1	HPG	30.9
VIC	28.3	SSI	17.1
NT2	22.2	PVS	13.3
PVD	15.2	SBT	9.1
CEO	5.7	VCB	7.4

Source: BSC Research

Nguyen Quoc Truong

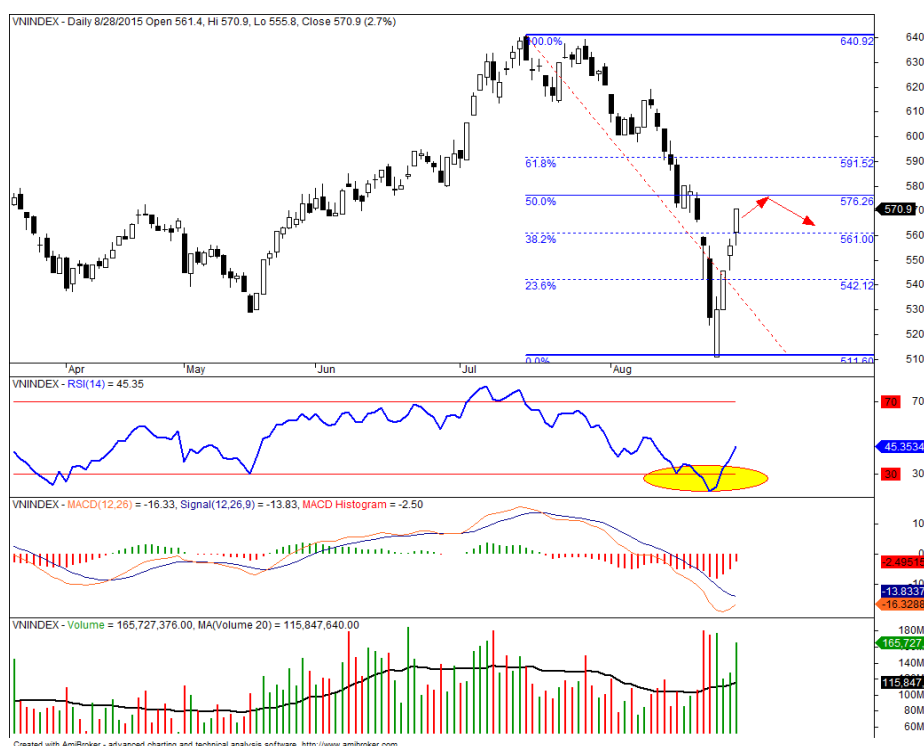
Research Analyst

truongnq@bsc.com.vn

Technical views

Resistance at 561 points, corresponding to 38.2% level of Fibo Retracement 511-640 pts has been overcome, and VN-Index will go to the next resistance level of 576 points. Trend indicator MACD has not yet confirmed the uptrend because the MACD line is still below its signal line.

However, a positive signal is that VN-Index closed at today high with significant volume. More likely, increase momentum may continue to be extended in the next session before the market has a slight correction.



Stock recommendations

Short-term portfolio

No.	Ticker	Date	Buy price	Current price	Performance	Recommendation	Cutloss	Target
1	SHI	20/8/2015	10.5	12	14.3%	Hold	9.8	11.6
Average					14.3%			

Source: BSC Research

CANSLIM portfolio

No.	Ticker	Date	Buy price	Current price	1w performance	Unrealized gain/loss	Cutloss	Target
1	MBB	27/4/2015	13.8	14.6	1.4%	5.8%	12.7	16.5
2	VIC	7/7/2014	38	41.7	4.0%	9.7%	43.93	57.297
3	FPT	12/1/2015	41.5	44.7	-1.1%	13.3%	44.44	58
4	DHC	14/1/2014	21.5	23.5	-2.5%	9.3%	19.78	25.8
5	HT1	9/6/2015	22.9	22	-1.3%	-3.9%	20.7	26.8
6	NTL	9/6/2015	11.8	13.9	-2.8%	17.8%	10.9	14.2
Average					-0.4%	8.7%		

Source: BSC Research

Market statistics

Top 5 leaders on the HSX

Ticker	Price	% Chg	Index pt	Volume
GAS	47.5	6.98	3.136	1.28MLN
VCB	43.4	4.33	2.561	2.14MLN
MSN	83	5.06	1.594	252540
BVH	48	6.67	1.09	584800
BID	23.3	3.1	1.05	2.49MLN

Top 5 laggards on the HSX

Ticker	Price	% Chg	Index pt	Volume
HT1	22	-1.35	-0.051	39530
TMP	29.7	-4.19	-0.049	70
HNG	27.8	-0.36	-0.038	259420
SSC	44.8	-6.67	-0.026	420
FDC	21.3	-6.99	-0.024	90

Top 5 gainers on the HSX

Ticker	Price	% Chg	Index pt	Volume
PTK	1.3	8.33	0.001	295790
VNH	1.4	7.69	0	23470
GTT	1.5	7.14	0.002	76450
KTB	1.5	7.14	0.002	898350
VNG	10.7	7	0.005	2610

Top 5 losers on the HSX

Ticker	Price	% Chg	Index pt	Volume
BTT	31.9	-8.86	-0.018	10
KSS	1.1	-8.33	-0.003	371020
HTV	17.3	-6.99	-0.007	10
FDC	21.3	-6.99	-0.024	90
SFC	24.2	-6.92	-0.011	5020

Source: Bloomberg, BSC Research

Top 5 leaders on HNX

Ticker	Price	% Chg	Index pt	Volume
PVS	21.8	6.34	0.358	3.03MLN
VCG	11.6	5.45	0.163	948700
ACB	18.8	1.08	0.115	559700
PVI	19.4	3.19	0.087	172300
SHB	7	1.45	0.055	2.99MLN

Top 5 laggards on the HNX

Ticker	Price	% Chg	Index pt	Volume
	36.9	-10	-0.027	4700
WCS	130.5	-10	-0.022	200
SCR	7.7	-2.53	-0.019	1.53MLN
OCH	5.8	-1.69	-0.012	400
TC6	9.9	-10	-0.009	1100

Top 5 gainers on the HNX

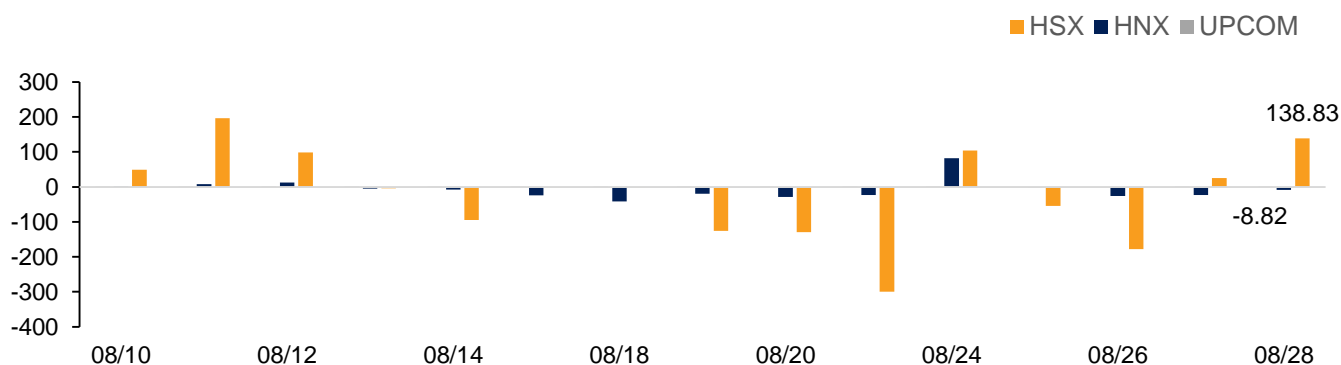
Ticker	Price	% Chg	Index pt	Volume
CVN	2.2	10	0	500
HDO	2.2	10	0.002	115400
PVL	2.2	10	0.006	477000
TIG	11	10	0.01	2.38MLN
VC3	51.1	9.89	0.023	45000

Top 5 losers on the HNX

Ticker	Price	% Chg	Index pt	Volume
BHT	5.4	-10	-0.002	5400
ONE	9.1	-9.9	-0.003	31100
DID	4.6	-9.8	-0.002	10100
NHA	9.3	-9.71	-0.005	100
KMT	5.8	-9.38	-0.004	500

Exhibit 3

Foreign transaction



Source: HSX, HNX, BSC Research

Disclosure

The information, statements, forecasts and projections contained herein, including any expression of opinion, are based upon sources believed to be reliable but their accuracy completeness or correctness are not guaranteed. Expressions of opinion herein were arrived at after due and careful consideration and they were based upon the best information then known to us, and in our opinion are fair and reasonable in the circumstances prevailing at the time. Expressions of opinion contained herein are subject to change without notice. This document is not, and should not be construed as, an offer or the solicitation of an offer to buy or sell any securities. BSC and other companies in the BSC and/or their officers, directors and employees may have positions and may affect transactions in securities of companies mentioned herein and may also perform or seek to perform investment banking services for these companies. This document is for private circulation only and is not for publication in the press or elsewhere. BSC accepts no liability whatsoever for any direct or consequential loss arising from any use of this or its content. The use of any information, statements forecasts and projections contained herein shall be at the sole discretion and risk of the user. No part of this material may be (i) copied, photocopied or duplicated in any form by any mean or (ii) redistributed without the prior written consent of BIDV Securities Company (BSC).

BSC Headquarters

BIDV Tower, 10th & 11th Floor
35 Hang Voi, Hoan Kiem, Hanoi
Tel: +84 4 3935 2722
Fax: +84 4 2220 0669

Ho Chi Minh City Office

146 Nguyen Cong Tru St, 9th Floor
District 1, HCMC
Tel: +84 8 3821 8885
Fax: +84 8 3821 8510

<http://www.bsc.com.vn>

Bloomberg: BSCV <GO>

