



Tue, September 8, 2015

Vietnam Daily Monitor

Continue rising tomorrow

BSC's Forecast on the stock market

	Negative	Neutral	Positive
Day 9/9/2015			•
Week 7/9-11/9/2015			•
Month 9/2015	•		

Summary

The market was led by bank stocks. A broader rally has occurred today. Both trading volume and indices increased significantly on the two exchanges.

Recommendation

The market continue to go sideways and may increase tomorrow. Although liquidity and market sentiment have somewhat improved, the medium-term signals remain uncertain.

Short-term investors may take profit partly at the up sessions. Medium and long term investors should continue to gradually take a position on shares during this period.

BSC RESEARCH

Head of Research

Tran Thang Long
longtt@bsc.com.vn

Macro & Market Team

Bui Nguyen Khoa
khoabn@bsc.com.vn

Nguyen Hoang Viet
vietnh@bsc.com.vn

Vu Thanh Phong
phongvt@bsc.com.vn

Do Nam Tung
tungdn@bsc.com.vn

Nguyen Quoc Truong
truongnq@bsc.com.vn

VN-INDEX **566.72**

Value: 1517.24 bil **11.79 (2.12%)**

Foreigners (net): -VND 15.98 bil

HNX-INDEX **77.26**

Value: 297.62 bil **1.27 (1.67%)**

Foreigners (net): -VND 0.554 bil

UPCOM-INDEX **53.49**

Value 12.9 bil **0.1 (0.19%)**

Foreigners (net): VND 0.01 bil

Macro indicators

	Value	% Chg
Crude oil	45.2	-1.9%
Gold	1,121	0.1%
USDVND	22,470	0.0%
EURVND	25,086	0.0%
JPYVND	18,714	-0.7%
1-month Interbank ra	4.5%	-
5yr VN Treasury Yiel	6.7%	-

Source: Bloomberg, BSC Research

Content

Market highlights	2
Stock recommendations	3
Market statistics	4

This report must be read with the Disclosure, located at the end of this report.

Nguyen Quoc Truong

Research Analyst

truongnq@bsc.com.vn

Market highlights

The market was led by bank stocks on Tuesday.

A broader rally has occurred with 298 advancers / 109 losers on both exchanges.

Some stocks surging in both price and volume include NHA (+ 9.5%), BID (+ 6.7%), BCG (+ 6.4%) and DQC (+5.7%).

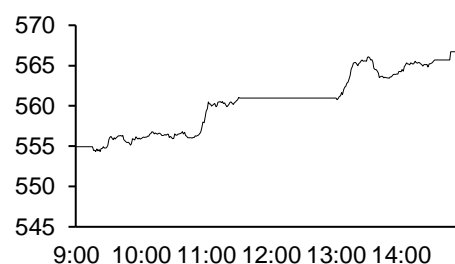
Recommendations

The strong rebound of bank stocks has impacted positively on many other stocks, resulting in an emotional session. Liquidity improved significantly, which indicates that money is still in the market. However, only an up session could not figure great things. The market is still looking for a leader which is the same as what bank stocks did before in the first 6 months of this year. Most likely, the market may continue to increase tomorrow.

Short-term investors may take profit partly at the up sessions. Medium and long term investors should continue to gradually take a position on shares during this period.

Exhibit 1

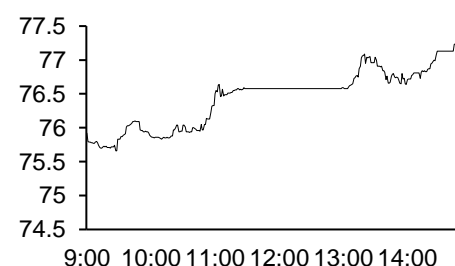
VN-Index Intraday



Source: Bloomberg, BSC Research

Exhibit 2

HNX-Index Intraday



Source: Bloomberg, BSC Research

Exhibit 3

Top 5 volume leaders

Ticker	Volume	Price	% Chg
MBB	6.01	15	4.17
FLC	5.69	6.7	4.69
CTG	5.62	20.4	5.15
OGC	5.03	2.5	0
BID	4.29	25.4	6.72

Source: Bloomberg, BSC Research

Exhibit 4

Foreign transaction

Top buy	Value	Top sell	Value
BID	25.9	VIC	13.6
HSG	5.3	MSN	11.9
GAS	3.2	VCB	8.7
HPG	3	HHS	7.9
PVC	1.9	SHB	1.4

Source: BSC Research

Stock recommendations

Short-term portfolio

No.	Ticker	Date	Buy price	Current price	Performance	Recommendation	Cutloss	Target
1	SHI	20/8/2015	10.5	11.9	13.3%	Hold	9.8	11.6
Average					13.3%			

Source: BSC Research

CANSLIM portfolio

No.	Ticker	Date	Buy price	Current price	1w performance	Unrealized gain/loss	Cutloss	Target
1	MBB	27/4/2015	13.8	15	4.9%	8.7%	12.7	16.5
2	VIC	7/7/2014	38	41.7	0.5%	9.7%	43.93	57.297
3	FPT	12/1/2015	41.5	43.9	0.2%	13.3%	44.44	58
4	DHC	14/1/2014	21.5	23.5	2.2%	9.3%	19.78	25.8
5	HT1	9/6/2015	22.9	22.5	2.3%	-1.7%	20.7	26.8
6	NTL	9/6/2015	11.8	13.8	0.0%	16.9%	10.9	14.2
Average					1.7%	9.4%		

Source: BSC Research

Market statistics

Top 5 leaders on the HSX

Ticker	Price	% Chg	Index pt	Volume
VCB	44.4	5.46	3.268	2.70MLN
BID	25.4	6.72	2.398	4.29MLN
CTG	20.4	5.15	1.985	5.62MLN
GAS	46.4	1.31	0.606	339710
BVH	45.7	2.47	0.399	322440

Top 5 laggards on the HSX

Ticker	Price	% Chg	Index pt	Volume
PNJ	32.5	-3.85	-0.068	5090
SII	28.5	-6.56	-0.062	280
TLG	64.5	-2.27	-0.024	130
DHG	66	-0.75	-0.023	45220
COM	31.5	-5.97	-0.015	20

Top 5 gainers on the HSX

Ticker	Price	% Chg	Index pt	Volume
PTK	1.3	8.33	0.001	109810
GTT	1.5	7.14	0.002	35320
SKG	69	6.98	0.058	66950
ITD	16.9	6.96	0.007	4750
LGL	7.7	6.94	0.005	122880

Top 5 losers on the HSX

Ticker	Price	% Chg	Index pt	Volume
SFC	22.6	-6.61	-0.01	700
SII	28.5	-6.56	-0.062	280
EMC	10.2	-6.42	-0.003	62260
BT6	6.3	-5.97	-0.007	131470
COM	31.5	-5.97	-0.015	20

Source: Bloomberg, BSC Research

Top 5 leaders on HNX

Ticker	Price	% Chg	Index pt	Volume
ACB	19	4.97	0.472	301400
PVI	18.9	2.16	0.052	52400
PVS	20.7	0.98	0.05	461400
SHB	6.8	1.49	0.05	2.69MLN
DGC	30.9	6.55	0.045	19200

Top 5 laggards on the HNX

Ticker	Price	% Chg	Index pt	Volume
	16	-3.61	-0.11	6100
NTP	46	-5.74	-0.097	9000
PSD	26.6	-9.83	-0.035	500
VDS	8.5	-6.59	-0.012	7200
SEB	29	-3.33	-0.011	500

Top 5 gainers on the HNX

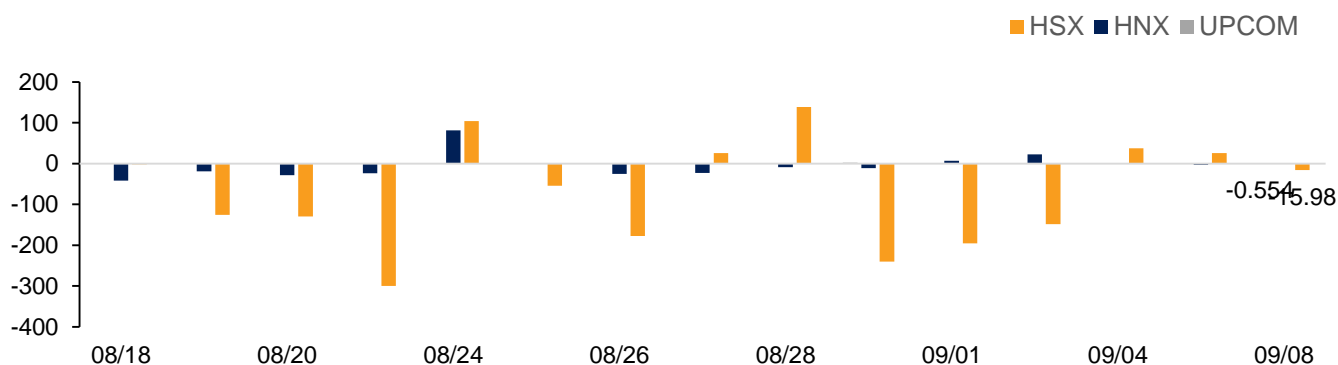
Ticker	Price	% Chg	Index pt	Volume
TH1	29	9.85	0.018	27200
ECI	14.6	9.77	0.001	200
APG	4.6	9.52	0.003	3700
NHA	13.9	9.45	0.008	1.54MLN
VMC	24	9.09	0.011	100

Top 5 losers on the HNX

Ticker	Price	% Chg	Index pt	Volume
SDN	29.7	-10	-0.003	100
ONE	9.1	-9.9	-0.003	31100
DID	4.6	-9.8	-0.002	10100
NHA	9.3	-9.71	-0.005	100
KMT	5.8	-9.38	-0.004	500

Exhibit 3

Foreign transaction



Source: HSX, HNX, BSC Research

Disclosure

The information, statements, forecasts and projections contained herein, including any expression of opinion, are based upon sources believed to be reliable but their accuracy completeness or correctness are not guaranteed. Expressions of opinion herein were arrived at after due and careful consideration and they were based upon the best information then known to us, and in our opinion are fair and reasonable in the circumstances prevailing at the time. Expressions of opinion contained herein are subject to change without notice. This document is not, and should not be construed as, an offer or the solicitation of an offer to buy or sell any securities. BSC and other companies in the BSC and/or their officers, directors and employees may have positions and may affect transactions in securities of companies mentioned herein and may also perform or seek to perform investment banking services for these companies. This document is for private circulation only and is not for publication in the press or elsewhere. BSC accepts no liability whatsoever for any direct or consequential loss arising from any use of this or its content. The use of any information, statements forecasts and projections contained herein shall be at the sole discretion and risk of the user. No part of this material may be (i) copied, photocopied or duplicated in any form by any mean or (ii) redistributed without the prior written consent of BIDV Securities Company (BSC).

BSC Headquarters

BIDV Tower, 10th & 11th Floor
35 Hang Voi, Hoan Kiem, Hanoi
Tel: +84 4 3935 2722
Fax: +84 4 2220 0669

Ho Chi Minh City Office

146 Nguyen Cong Tru St, 9th Floor
District 1, HCMC
Tel: +84 8 3821 8885
Fax: +84 8 3821 8510

<http://www.bsc.com.vn>

Bloomberg: BSCV <GO>

