



Thu, September 24, 2015

## Vietnam Daily Monitor

The market accumulation isn't over yet

### BSC's Forecast on the stock market

	Negative	Neutral	Positive
Day 25/9/2015	•		
Week 21/9-25/9/2015			•
Month 9/2015	•		

### Summary

The market corrected slightly due to profit-taking pressure. However, market breadth remained relatively balanced, and many stocks are fluctuating in a narrow price range.

### Recommendation

In general, today market movement is not so different from those of recent sessions, and no stock group can currently lead the common market. Therefore, the market is expected to continue flattening in the next few sessions.

Short-term investors should take advantage of gains to take profit pace and cover in decline. Medium and long term investors continue to take moderate position in the fundamental shares.

### BSC RESEARCH

#### Head of Research

**Tran Thang Long**  
longtt@bsc.com.vn

#### Macro & Market Team

**Bui Nguyen Khoa**  
khoabn@bsc.com.vn

**Vu Thanh Phong**  
phongvt@bsc.com.vn

**Do Nam Tung**  
tungdn@bsc.com.vn

**Nguyen Quoc Truong**  
truongnq@bsc.com.vn

**VN-INDEX** **570.25**  
Value: 1406.46 bil **-2.47 (-0.43%)**  
Foreigners (net): -VND 15.25 bil

**HNX-INDEX** **78.61**  
Value: 440.16 bil **0.14 (0.18%)**  
Foreigners (net): VND 11.58 bil

**UPCOM-INDEX** **52.41**  
Value 25.2 bil **0.26 (0.5%)**  
Foreigners (net): -VND 0.01 bil

#### Macro indicators

	Value	% Chg
Crude oil	44.6	0.2%
Gold	1,136	0.5%
USDVND	22,480	0.0%
EURVND	25,249	0.4%
JPYVND	18,792	0.5%
1-month Interbank ra	4.3%	-
5yr VN Treasury Yiel	6.7%	-

Source: Bloomberg, BSC Research

#### Content

Market highlights	2
Stock recommendations	3
Market statistics	4

This report must be read with the Disclosure, located at the end of this report.

## Nguyen Quoc Truong

Research Analyst

truongnq@bsc.com.vn

## Market highlights

The market suddenly corrected after trading in green throughout today's session.

The market breadth was fairly balanced with 204 advancers / 177 losers on both exchanges.

Some stocks surging significantly in both price and volume today include HKB (+ 9.7%), API (+ 7.3%), MCG (+ 5%) and HAR (+ 4.8%).

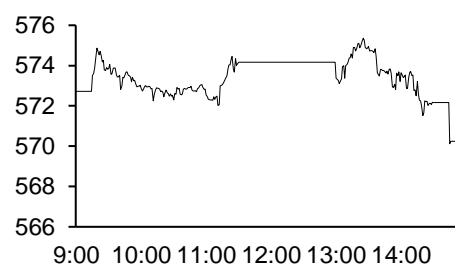
## Recommendations

Profit taking appeared stronger when VN-Index hit resistance at 575 points. Liquidity on both exchanges was over VND 2100 billion as recent days. Most stocks fluctuate within a narrow price range, and no stock group can currently lead the overall market. Therefore, the market is expected to continue flatting in the next few sessions.

Short-term investors should take advantage of gains to take profit pace and cover in decline. Medium and long term investors continue to take moderate position in the fundamental shares.

Exhibit 1

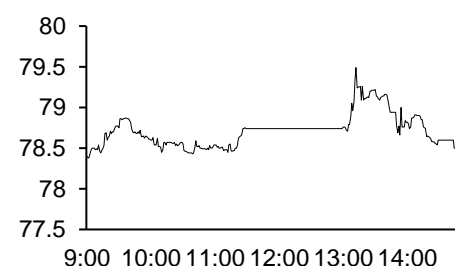
### VN-Index .



Source: Bloomberg, BSC Research

Exhibit 2

### HNX-Index Intraday



Source: Bloomberg, BSC Research

Exhibit 3

### Top 5 volume leaders

Ticker	Volume	Price	% Chg
VHG	7.34	8.4	0
DLG	7.3	6.8	1.49
OGC	4.64	2.4	0
CTG	4.26	20.4	0.99
FLC	3.49	6.7	0

Source: Bloomberg, BSC Research

Exhibit 4

### Foreign transaction

Top buy	Value	Top sell	Value
NT2	13.1	MSN	18.7
DPM	5.9	VIC	10
CEO	5.8	LHG	8.8
VNE	5.1	LAS	4.2
E1VFN30	4.7	HSG	3.8

Source: BSC Research

## Stock recommendations

### Short-term portfolio

No.	Ticker	Date	Buy price	Curr-ent price	Perform-ance	Recommen-dation	Cutlo-ss	Targ-et
1	SHI	20/8/2015	10.5	13.2	25.7%	Hold	9.8	11.6
2	BVH	42072	43.8	48	9.6%	Hold	40.3	50.5
3	VCB	42072	41.6	44.1	6.0%	Hold	38.3	47.8
4	DPM	42194	30.4	31.8	4.6%	Hold	28.3	35
5	NCT	42194	114	122	7.0%	Hold	106	131.1
<b>Average</b>					<b>10.6%</b>			

Source: BSC Research

### CANSLIM portfolio

No.	Ticker	Date	Buy price	Current price	1w performance	Unreali-zed gain/ loss	Cutlos-s	Target
1	MBB	27/4/2015	13.8	15.4	3.4%	11.6%	12.7	16.5
2	VIC	7/7/2014	38.0	42.4	1.0%	11.7%	43.9	57.3
3	FPT	12/1/2015	41.5	45.1	1.1%	8.7%	44.4	58.0
4	DHC	14/1/2014	21.5	24.3	0.0%	13.0%	19.8	25.8
5	HT1	9/6/2015	22.9	22.1	0.0%	-3.5%	20.7	26.8
6	NTL	9/6/2015	11.8	14.4	3.6%	22.0%	10.9	14.2
7	PLC	15/9/2015	31.7	33.3	2.8%	5.0%	28.5	38.0
<b>Average</b>					<b>1.7%</b>	<b>9.8%</b>		

Source: BSC Research

## Market statistics

### Top 5 leaders on the HSX

Ticker	Price	% Chg	Index pt	Volume
CTG	20.4	0.99	0.388	4.26MLN
EIB	12	0.84	0.064	292320
MBB	15.4	0.65	0.06	3.72MLN
HT1	22.1	1.38	0.05	59490
BMP	107	1.9	0.047	75350

### Top 5 laggards on the HSX

Ticker	Price	% Chg	Index pt	Volume
VNM	100	-0.99	-0.625	262400
GAS	47.5	-1.25	-0.592	327170
VCB	44.1	-0.9	-0.555	551100
BID	23.9	-1.24	-0.439	1.18MLN
BVH	48	-2.04	-0.354	320430

### Top 5 gainers on the HSX

Ticker	Price	% Chg	Index pt	Volume
VNH	1.2	9.09	0	4390
GTT	1.4	7.69	0.002	23380
KSA	4.6	6.98	0.006	289480
STG	25	6.84	0.007	20
SVT	21	6.6	0.006	1100

### Top 5 losers on the HSX

Ticker	Price	% Chg	Index pt	Volume
KSS	1	-9.09	-0.003	287690
SAV	10.7	-6.96	-0.004	1020
SII	36.3	-6.92	-0.082	2330
VNG	9.7	-6.73	-0.005	270
VLV	1.4	-6.67	-0.001	1140

Source: Bloomberg, BSC Research

### Top 5 leaders on HNX

Ticker	Price	% Chg	Index pt	Volume
PHP	18.6	9.41	0.293	17100
ACB	19.5	1.04	0.105	989000
PLC	33.3	3.74	0.047	252800
VNF	71	9.23	0.019	100
API	11.8	7.27	0.016	1.55MLN

### Top 5 laggards on the HNX

Ticker	Price	% Chg	Index pt	Volume
	21.4	-2.28	-0.125	1.40MLN
OCH	4.9	-9.26	-0.056	1700
VCG	11.7	-1.68	-0.049	1.37MLN
CEO	16.7	-4.02	-0.027	2.24MLN
PSD	22.3	-5.51	-0.016	800

### Top 5 gainers on the HNX

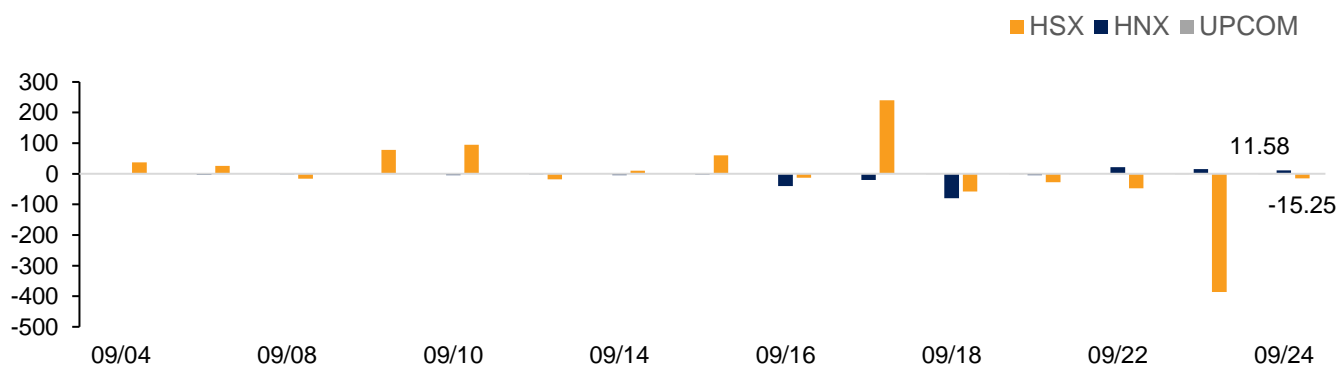
Ticker	Price	% Chg	Index pt	Volume
SDU	13.3	9.92	0.013	100
SJE	26.6	9.92	0.016	8500
SAF	49	9.87	0.015	1000
HJS	15.8	9.72	0.012	5500
HKB	10.2	9.68	0.01	358200

### Top 5 losers on the HNX

Ticker	Price	% Chg	Index pt	Volume
CTT	7.3	-9.88	-0.002	2600
ONE	9.1	-9.9	-0.003	31100
DID	4.6	-9.8	-0.002	10100
NHA	9.3	-9.71	-0.005	100
KMT	5.8	-9.38	-0.004	500

Exhibit 3

### Foreign transaction



Source: HSX, HNX, BSC Research

## Disclosure

*The information, statements, forecasts and projections contained herein, including any expression of opinion, are based upon sources believed to be reliable but their accuracy completeness or correctness are not guaranteed. Expressions of opinion herein were arrived at after due and careful consideration and they were based upon the best information then known to us, and in our opinion are fair and reasonable in the circumstances prevailing at the time. Expressions of opinion contained herein are subject to change without notice. This document is not, and should not be construed as, an offer or the solicitation of an offer to buy or sell any securities. BSC and other companies in the BSC and/or their officers, directors and employees may have positions and may affect transactions in securities of companies mentioned herein and may also perform or seek to perform investment banking services for these companies. This document is for private circulation only and is not for publication in the press or elsewhere. BSC accepts no liability whatsoever for any direct or consequential loss arising from any use of this or its content. The use of any information, statements forecasts and projections contained herein shall be at the sole discretion and risk of the user. No part of this material may be (i) copied, photocopied or duplicated in any form by any mean or (ii) redistributed without the prior written consent of BIDV Securities Company (BSC).*

**BSC Headquarters**

BIDV Tower, 10th &amp; 11th Floor

35 Hang Voi, Hoan Kiem, Hanoi

Tel: +84 4 3935 2722

Fax: +84 4 2220 0669

**Ho Chi Minh City Office**

146 Nguyen Cong Tru St, 9th Floor

District 1, HCMC

Tel: +84 8 3821 8885

Fax: +84 8 3821 8510

<http://www.bsc.com.vn>

Bloomberg: BSCV &lt;GO&gt;

