



Wed, September 30, 2015

## Vietnam Daily Monitor

To expect the 3Q earnings

BSC's Forecast on the stock market

	Negative	Neutral	Positive
Day 31/9/2015	•		
Week 28/9-2/10/2015			•
Month 9/2015	•		

### Summary

Market rose slightly with lower liquidity. Also, foreign investors continued to be net sellers on both exchanges.

### Recommendation

It can be seen that no sector can currently lead the overall market, and impressive gains only appear in some stocks having interesting stories. And the rest of the market is still flatting. Hence, Q3 earnings news seems to be the most obvious positive factor to bring the green back, but only in several stocks.

Risk-seeking investors may continue to hold current portfolio and take position in the down sessions. Prudent investors can temporarily stay out of the market to carefully observe.

## BSC RESEARCH

### Head of Research

**Tran Thang Long**  
longtt@bsc.com.vn

### Macro & Market Team

**Bui Nguyen Khoa**  
khoabn@bsc.com.vn

**Vu Thanh Phong**  
phongvt@bsc.com.vn

**Do Nam Tung**  
tungdn@bsc.com.vn

**Nguyen Quoc Truong**  
truongnq@bsc.com.vn

**VN-INDEX** **562.64**  
Value: 1082.48 bil **1.45 (0.26%)**  
Foreigners (net): -VND 57.34 bil

**HNX-INDEX** **77.97**  
Value: 310.27 bil **0.03 (0.04%)**  
Foreigners (net): -VND 10.3 bil

**UPCOM-INDEX** **51.64**  
Value 56.7 bil **0.34 (0.66%)**  
Foreigners (net): VND 0.01 bil

### Macro indicators

	Value	% Chg
Crude oil	45.1	-0.4%
Gold	1,123	-0.4%
USDVND	22,470	-0.1%
EURVND	25,216	-0.3%
JPYVND	18,684	-0.5%
1-month Interbank ra	4.0%	-
5yr VN Treasury Yiel	6.7%	-

Source: Bloomberg, BSC Research

### Content

Market highlights	2
Stock recommendations	3
Market statistics	4

This report must be read with the Disclosure, located at the end of this report.

## Nguyen Quoc Truong

Research Analyst

truongnq@bsc.com.vn

## Market highlights

Trading volume on both exchanges reached 115 million shares, which decreases by 13% compared to yesterday.

Foreign investors remained net sellers on both exchanges

Some stocks surging significantly on both price and volume in today are HDA (+ 6.7%), VCS (+ 6.1%), PVL (+ 5.3%) and TMT (+ 4%).

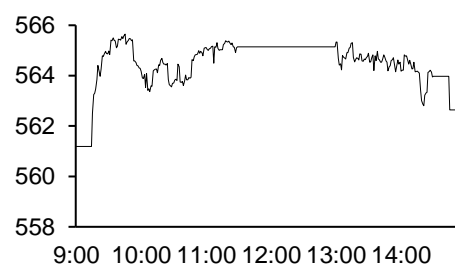
## Recommendations

The SSC has just enabled T + 2 trading rule since 1 Jan 2016, which helps Vietnam market gain slightly on Wednesday. Although the supporting level of 560 points is still be retained, it is clear that the market is quite weak due to the absence of good supporting news. Therefore, the indices may continually down if foreign investors back to sell strongly. It can be seen that no sector can currently lead the overall market, and impressive gains only appear in some stocks having interesting stories. And the rest of the market is still flatting. Hence, Q3 earnings news seems to be the most obvious positive factor to bring the green back, but only in several stocks.

Risk-seeking investors may continue to hold current portfolio and take position in the down sessions. Prudent investors can temporarily stay out of the market to carefully observe.

Exhibit 1

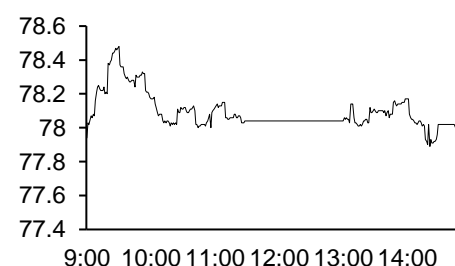
### VN-Index .



Source: Bloomberg, BSC Research

Exhibit 2

### HNX-Index Intraday



Source: Bloomberg, BSC Research

Exhibit 3

### Top 5 volume leaders

Ticker	Volume	Price	% Chg
HHS	4.58	16.5	3.13
FLC	3.13	6.4	-1.54
LDG	2.97	14	-2.78
SSI	2.36	23.5	0
VHG	2.16	8	1.27

Source: Bloomberg, BSC Research

Exhibit 4

### Foreign transaction

Top buy	Value	Top sell	Value
DPM	7.8	KDC	26.7
STK	6.4	SSI	16
NT2	6	MSN	10.1
KBC	2.9	GAS	8.8
HUT	0.3	PVC	4.9

Source: BSC Research

## Stock recommendations

### Short-term portfolio

No.	Ticker	Date	Buy price	Current price	Performance	Recommendation	Cutloss	Target
1	SHI	20/8/2015	10.5	13	23.8%	Hold	9.8	11.6
2	BVH	42072	43.8	46.5	6.2%	Hold	40.3	50.5
3	VCB	42072	41.6	42.9	3.1%	Hold	38.3	47.8
4	DPM	42194	30.4	31.2	2.6%	Hold	28.3	35
5	NCT	42194	114	128	12.3%	Hold	106	131.1
<b>Average</b>					<b>9.6%</b>			

Source: BSC Research

### CANSLIM portfolio

No.	Ticker	Date	Buy price	Current price	1w performance	Unrealized gain/loss	Cutloss	Target
1	MBB	27/4/2015	13.8	15	0.7%	8.7%	12.7	16.5
2	VIC	7/7/2014	38.0	41.7	-0.7%	9.9%	34.2	57.3
3	FPT	12/1/2015	41.5	44.5	-0.2%	7.2%	37.4	58.0
4	DHC	14/1/2014	21.5	25	2.9%	16.3%	19.8	25.8
5	HT1	9/6/2015	22.9	22	-0.5%	-3.9%	20.7	26.8
6	NTL	9/6/2015	11.8	14.1	1.4%	19.5%	10.9	14.2
7	PLC	15/9/2015	31.7	34.5	6.5%	8.8%	28.5	38.0
<b>Average</b>					<b>1.4%</b>	<b>9.5%</b>		

Source: BSC Research

## Market statistics

### Top 5 leaders on the HSX

Ticker	Price	% Chg	Index pt	Volume
BID	23.7	0.85	0.293	600380
MSN	74	0.68	0.194	431280
VCB	42.9	0.23	0.139	343930
HPG	30.4	1	0.114	554080
GAS	45.8	0.22	0.099	334210

### Top 5 laggards on the HSX

Ticker	Price	% Chg	Index pt	Volume
CTG	19.6	-0.51	-0.194	780510
SII	34.7	-6.97	-0.079	80
HT1	22	-1.35	-0.05	8020
PAN	35	-2.78	-0.043	7520
FLC	6.4	-1.54	-0.028	3.13MLN

### Top 5 gainers on the HSX

Ticker	Price	% Chg	Index pt	Volume
VLF	1.2	9.09	0.001	21640
VNH	1.2	9.09	0	2170
DMC	41.6	6.94	0.038	102490
HOT	27.8	6.92	0.007	10
PTC	9.3	6.9	0.006	1160

### Top 5 losers on the HSX

Ticker	Price	% Chg	Index pt	Volume
KSS	1	-9.09	-0.003	224570
KTB	1.3	-7.14	-0.002	96900
SII	34.7	-6.97	-0.079	80
SCD	39.1	-6.9	-0.013	610
DTT	6.8	-6.85	-0.002	370

Source: Bloomberg, BSC Research

### Top 5 leaders on HNX

Ticker	Price	% Chg	Index pt	Volume
PHP	23.8	2.59	0.11	81400
VCS	40.2	6.07	0.068	424200
OCH	5.3	8.16	0.045	2000
PLC	34.5	3.29	0.043	204200
VCG	11.3	0.89	0.025	879600

### Top 5 laggards on the HNX

Ticker	Price	% Chg	Index pt	Volume
	20.8	-0.95	-0.05	997700
NTP	45.6	-2.15	-0.035	47000
SDT	12.9	-8.51	-0.029	31500
VDL	35.1	-10	-0.027	3200
PVX	2.9	-3.33	-0.022	922400

### Top 5 gainers on the HNX

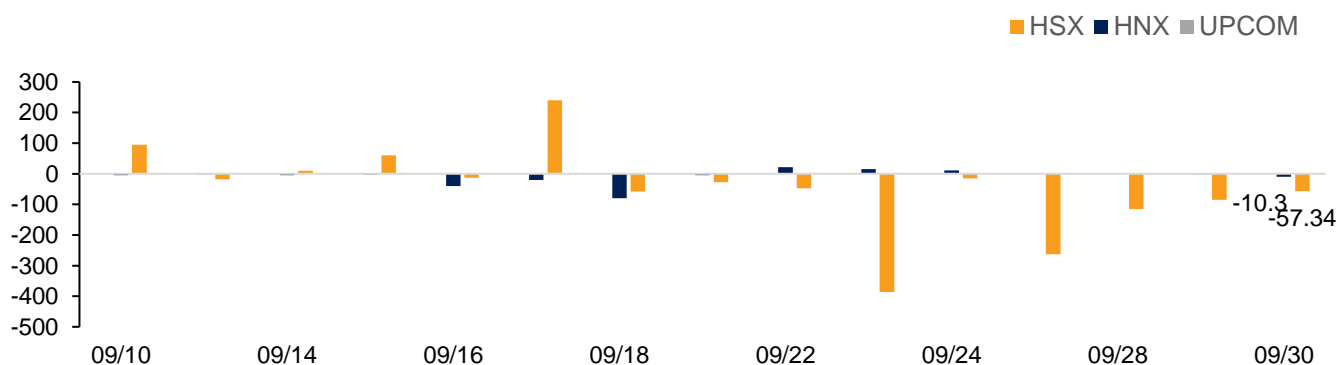
Ticker	Price	% Chg	Index pt	Volume
CTB	33	10	0.006	500
DNM	33	10	0.007	100
HTP	7.7	10	0.001	200
SD5	15.4	10	0.02	39400
SGH	30.8	10	0.006	100

### Top 5 losers on the HNX

Ticker	Price	% Chg	Index pt	Volume
L43	5.4	-10	-0.001	200
ONE	9.1	-9.9	-0.003	31100
DID	4.6	-9.8	-0.002	10100
NHA	9.3	-9.71	-0.005	100
KMT	5.8	-9.38	-0.004	500

Exhibit 3

### Foreign transaction



Source: HSX, HNX, BSC Research

## Disclosure

*The information, statements, forecasts and projections contained herein, including any expression of opinion, are based upon sources believed to be reliable but their accuracy completeness or correctness are not guaranteed. Expressions of opinion herein were arrived at after due and careful consideration and they were based upon the best information then known to us, and in our opinion are fair and reasonable in the circumstances prevailing at the time. Expressions of opinion contained herein are subject to change without notice. This document is not, and should not be construed as, an offer or the solicitation of an offer to buy or sell any securities. BSC and other companies in the BSC and/or their officers, directors and employees may have positions and may affect transactions in securities of companies mentioned herein and may also perform or seek to perform investment banking services for these companies. This document is for private circulation only and is not for publication in the press or elsewhere. BSC accepts no liability whatsoever for any direct or consequential loss arising from any use of this or its content. The use of any information, statements forecasts and projections contained herein shall be at the sole discretion and risk of the user. No part of this material may be (i) copied, photocopied or duplicated in any form by any mean or (ii) redistributed without the prior written consent of BIDV Securities Company (BSC).*

**BSC Headquarters**

BIDV Tower, 10th & 11th Floor  
35 Hang Voi, Hoan Kiem, Hanoi  
Tel: +84 4 3935 2722  
Fax: +84 4 2220 0669

**Ho Chi Minh City Office**

146 Nguyen Cong Tru St, 9th Floor  
District 1, HCMC  
Tel: +84 8 3821 8885  
Fax: +84 8 3821 8510

<http://www.bsc.com.vn>

Bloomberg: BSCV <GO>

