



Fri, October 2, 2015

Vietnam Daily Monitor

A week ahead: Seeking to Q3 earnings

BSC's Forecast on the stock market

	Negative	Neutral	Positive
Day 5/10/2015		•	
Week 5/10-9/10/2015		•	
Month 10/2015			•

Summary

Sideways trend continued. Two indices closed mixed today. Market sentiment was still quite hesitant, reflecting in the weakening of liquidity and market breadth.

In Friday's session, foreign investors were net sellers on the HSX and HNX.

Recommendation

Sideways trend will likely continue in the coming weeks due to the absence of supporting information as well as the foreign investors' stock selling. The money flow will focus on a certain shares which have a positive expected Q3 earnings.

Investors should maintain the adequate stock weights, focusing on the steady basic shares.

BSC RESEARCH

Head of Research

Tran Thang Long
longtt@bsc.com.vn

Macro & Market Team

Bui Nguyen Khoa
khoabn@bsc.com.vn

Vu Thanh Phong
phongvt@bsc.com.vn

Do Nam Tung
tungdn@bsc.com.vn

Nguyen Quoc Truong
truongnq@bsc.com.vn

VN-INDEX **562.31**
Value: 1151.49 bil **-1.23 (-0.22%)**
Foreigners (net): -VND 61.47 bil

HNX-INDEX **78.25**
Value: 282.24 bil **0.23 (0.29%)**
Foreigners (net): -VND 3.45 bil

UPCOM-INDEX **51.14**
Value 12.8 bil **-0.92 (-1.77%)**
Foreigners (net): VND 0.278 bil

Macro indicators

	Value	% Chg
Crude oil	45.1	0.8%
Gold	1,107	-0.6%
USDVND	22,480	0.0%
EURVND	25,088	-0.2%
JPYVND	18,692	-0.3%
1-month Interbank ra	4.2%	-
5yr VN Treasury Yiel	6.7%	-

Source: Bloomberg, BSC Research

Content

Market highlights	2
Stock recommendations	3
Market statistics	4

This report must be read with the Disclosure, located at the end of this report.

Nguyen Quoc Truong
Research Analyst

truongnq@bsc.com.vn

Market highlights

The VN-Index and HNX-Index have mixed closes today. Foreign investors remained net sellers on both exchanges. Some stocks surging significantly in both price and volume are ACM (+ 9.1%), BCG (+ 6.6%), CTD (+ 6.5%) and VSI (+6.4%).

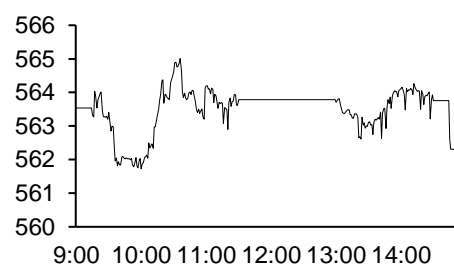
Recommendations

The common market will continue trading sideways due to the lack of supporting information. This movement is expected to extend early next week because some factors affecting the market have not changed much. Several fundamental stocks still had fairly good growth rates (i.e., BMP, DXG and PPC), mainly due to the positive Q3 earnings, but it is not enough to spread to the whole market.

We continue retaining our previous investment recommendation, accordingly, investors should maintain the moderate proportion of stocks in the portfolio, focusing on the underlying shares expected to have good Q3 earnings.

Exhibit 1

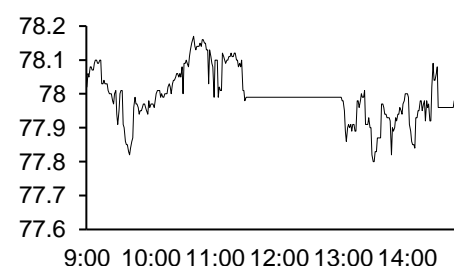
VN-Index .



Source: Bloomberg, BSC Research

Exhibit 2

HNX-Index Intraday



Source: Bloomberg, BSC Research

Exhibit 3

Top 5 volume leaders

Ticker	Volume	Price	% Chg
HQC	3.55	5.1	0
SBT	3.52	14.4	0.7
NT2	2.85	25.8	2.79
BCG	2.64	20.9	6.63
BGM	2.62	2.9	0

Source: Bloomberg, BSC Research

Exhibit 4

Foreign transaction

Top buy	Value	Top sell	Value
NT2	11.7	BCI	38.6
DPM	5.2	SBT	11.5
DCM	5.1	VIC	10
DRC	4.3	PVD	8.9
SCR	1.9	NTP	2.3

Source: BSC Research

Stock recommendations

Short-term portfolio

No.	Ticker	Date	Buy price	Curr-ent price	Perform-ance	Recommen-dation	Cutlo-ss	Targ-et
1	SHI	20/8/2015	10.5	12.6	20.0%	Hold	9.8	11.6
2	BVH	42072	43.8	46	5.0%	Hold	40.3	50.5
3	VCB	42072	41.6	43	3.4%	Hold	38.3	47.8
4	DPM	42194	30.4	31.6	3.9%	Hold	28.3	35
5	NCT	42194	114	134	17.5%	Hold	106	131.1
Average					10.0%			

Source: BSC Research

CANSLIM portfolio

No.	Ticker	Date	Buy price	Current price	1w performance	Unreali-zed gain/ loss	Cutlos-s	Target
1	MBB	27/4/2015	13.8	15.1	-0.7%	9.4%	12.7	16.5
2	VIC	7/7/2014	38.0	41.6	-1.2%	9.6%	34.2	57.3
3	FPT	12/1/2015	41.5	44.6	-0.7%	7.5%	37.4	58.0
4	DHC	14/1/2014	21.5	24.9	-0.4%	15.8%	19.8	25.8
5	HT1	9/6/2015	22.9	22	-0.9%	-3.9%	20.7	26.8
6	NTL	9/6/2015	11.8	14.1	-0.7%	19.5%	10.9	14.2
7	PLC	15/9/2015	31.7	36.1	5.9%	13.9%	28.5	38.0
Average					0.2%	10.2%		

Source: BSC Research

Market statistics

Top 5 leaders on the HSX

Ticker	Price	% Chg	Index pt	Volume
PPC	18.6	5.68	0.17	617310
CTD	106	6.53	0.146	129450
NT2	25.8	2.79	0.1	2.64MLN
DPM	31.6	1.61	0.099	671730
HAG	14.9	1.36	0.082	1.78MLN

Top 5 laggards on the HSX

Ticker	Price	% Chg	Index pt	Volume
VNM	100	-0.99	-0.625	158180
BID	23.2	-1.28	-0.439	577300
GAS	45.5	-0.44	-0.197	266540
MSN	74	-0.67	-0.194	131360
CTG	19.5	-0.51	-0.194	780570

Top 5 gainers on the HSX

Ticker	Price	% Chg	Index pt	Volume
VLF	1.3	8.33	0.001	31820
HOT	27.8	6.92	0.007	10
SMC	6.4	6.67	0.006	13560
BCG	20.9	6.63	0.028	2.62MLN
CTD	106	6.53	0.146	129450

Top 5 losers on the HSX

Ticker	Price	% Chg	Index pt	Volume
ELC	20.4	-6.85	-0.032	284040
HRC	41	-6.82	-0.038	310
SII	34.4	-6.78	-0.076	30
HU3	6.9	-6.76	-0.003	450
SVT	22.3	-6.69	-0.008	250

Source: Bloomberg, BSC Research

Top 5 leaders on HNX

Ticker	Price	% Chg	Index pt	Volume
VNR	22.4	6.67	0.103	400
NTP	48.4	5.22	0.083	93300
OCH	6.1	8.93	0.056	100
ACB	19.5	0.52	0.052	158300
DBC	25.7	4.47	0.039	73000

Top 5 laggards on the HNX

Ticker	Price	% Chg	Index pt	Volume
	20.8	-3.26	-0.128	9000
VCG	11.2	-1.75	-0.049	337100
PVS	20.9	-0.48	-0.025	297100
PMC	41.4	-8	-0.019	11300
PTI	19.7	-1.99	-0.018	35600

Top 5 gainers on the HNX

Ticker	Price	% Chg	Index pt	Volume
SRB	2.2	10	0.001	8100
VC3	63.6	9.84	0.026	110500
GMX	19.1	9.77	0.005	100
C92	28.1	9.77	0.007	4100
DZM	4.5	9.76	0.001	7300

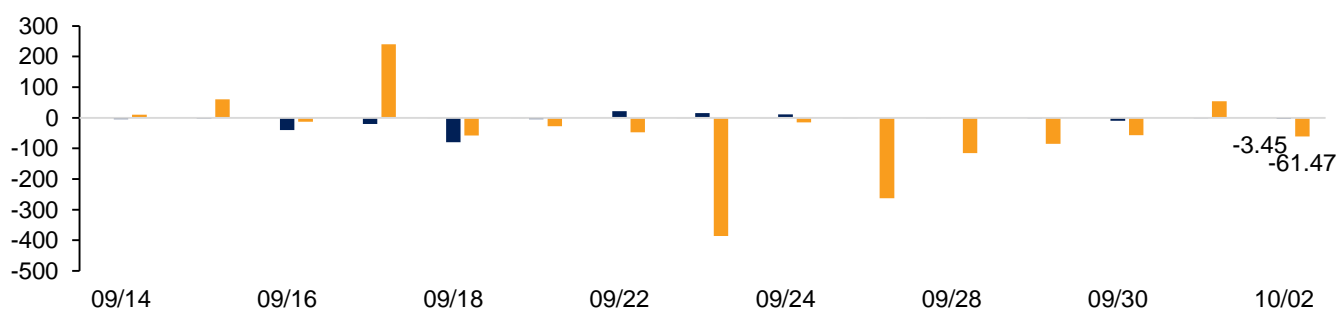
Top 5 losers on the HNX

Ticker	Price	% Chg	Index pt	Volume
DNM	29.7	-10	-0.008	2600
ONE	9.1	-9.9	-0.003	31100
DID	4.6	-9.8	-0.002	10100
NHA	9.3	-9.71	-0.005	100
KMT	5.8	-9.38	-0.004	500

Exhibit 3

Foreign transaction

■ HSX ■ HNX ■ UPCOM



Source: HSX, HNX, BSC Research

Disclosure

The information, statements, forecasts and projections contained herein, including any expression of opinion, are based upon sources believed to be reliable but their accuracy completeness or correctness are not guaranteed. Expressions of opinion herein were arrived at after due and careful consideration and they were based upon the best information then known to us, and in our opinion are fair and reasonable in the circumstances prevailing at the time. Expressions of opinion contained herein are subject to change without notice. This document is not, and should not be construed as, an offer or the solicitation of an offer to buy or sell any securities. BSC and other companies in the BSC and/or their officers, directors and employees may have positions and may affect transactions in securities of companies mentioned herein and may also perform or seek to perform investment banking services for these companies. This document is for private circulation only and is not for publication in the press or elsewhere. BSC accepts no liability whatsoever for any direct or consequential loss arising from any use of this or its content. The use of any information, statements forecasts and projections contained herein shall be at the sole discretion and risk of the user. No part of this material may be (i) copied, photocopied or duplicated in any form by any mean or (ii) redistributed without the prior written consent of BIDV Securities Company (BSC).

BSC Headquarters

BIDV Tower, 10th & 11th Floor
35 Hang Voi, Hoan Kiem, Hanoi
Tel: +84 4 3935 2722
Fax: +84 4 2220 0669

Ho Chi Minh City Office

146 Nguyen Cong Tru St, 9th Floor
District 1, HCMC
Tel: +84 8 3821 8885
Fax: +84 8 3821 8510

<http://www.bsc.com.vn>

Bloomberg: BSCV <GO>

