



Tue, October 6, 2015

## Vietnam Daily Monitor

The stock indices to keep growing

BSC's Forecast on the stock market

	Negative	Neutral	Positive
Day 7/10/2015			•
Week 5/10-9/10/2015		•	
Month 10/2015			•

### Summary

The official TPP agreement has created an impressive performance for the first trading session of the week, after nearly 3 week of sideways trend with low volume. The uptrend continued, liquidity grew strongly, the number of gaining stocks proved superior than the number of losing stocks.

Foreign investors were net buyers on HNX, while remained net sellers on the HSX.

### Recommendation

Short term trend continues to be positive. However, foreign investors insisting on net selling activities can shorten the momentum.

Investors should maintain the stock proportion at a moderate level, focusing on the fundamental stocks that have positive expected earnings for Q3. For TPP-benefited stocks and stocks that have been accumulated lately, investors may consider partial profit taking.

## BSC RESEARCH

### Head of Research

**Tran Thang Long**  
longtt@bsc.com.vn

### Macro & Market Team

**Bui Nguyen Khoa**  
khoabn@bsc.com.vn

**Vu Thanh Phong**  
phongvt@bsc.com.vn

**Do Nam Tung**  
tungdn@bsc.com.vn

**Nguyen Quoc Truong**  
truongnq@bsc.com.vn

**VN-INDEX** **581.29**  
Value: 2622.27 bil **11.29 (1.98%)**  
Foreigners (net): -VND 4.38 bil

**HNX-INDEX** **80.47**  
Value: 609.7 bil **1.65 (2.09%)**  
Foreigners (net): VND 9.98 bil

**UPCOM-INDEX** **51.13**  
Value 22 bil **-0.03 (-0.06%)**  
Foreigners (net): VND 0.061 bil

### Macro indicators

	Value	% Chg
Crude oil	46.1	-0.4%
Gold	1,138	0.2%
USDVND	22,420	-0.3%
EURVND	25,181	0.2%
JPYVND	18,631	-0.1%
1-month Interbank ra	4.0%	-
5yr VN Treasury Yiel	6.8%	-

Source: Bloomberg, BSC Research

### Content

Market highlights	2
Technical analysis	3
Stock recommendations	4
Market statistics	5

This report must be read with the Disclosure, located at the end of this report.

## Nguyen Quoc Truong

Research Analyst

truongnq@bsc.com.vn

## Market highlights

57 shares closed at their ceiling prices on Tuesday.

Trading volume reached 240 million on both two stock exchanges, increasing by 71% compared to yesterday.

Foreign investors still remain net sellers on the HSX.

Some stocks surging significantly in both price and volume are PVI (+ 9%), GTT (+ 8.3%), CCL (+ 6.9%) and API (+ 6.9%).

## Recommendations

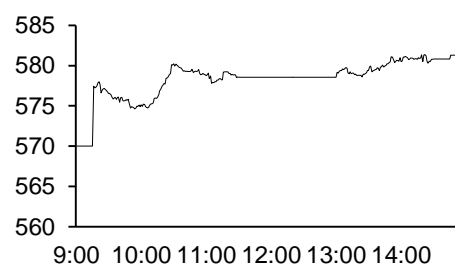
The reach of TPP resulted in a sharp rise on the Vietnam market today. Several stocks expected to benefit from the TPP as Textiles, Fisheries and Insurance shares have advanced rapidly. This is a clear supporting news, and the market is expected to continue rising tomorrow because of psychological effects.

However, a bad sign is that foreigners have still been net sellers on HSX, even though their net trading value is not great. Without their leading role, the market could not sustain the long-term uptrend.

Investors holding fundamental shares as our previous recommendations can gradually take profit in the up sessions and not need to chase high prices.

Exhibit 1

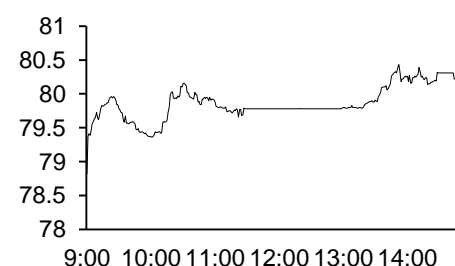
### VN-Index .



Source: Bloomberg, BSC Research

Exhibit 2

### HNX-Index Intraday



Source: Bloomberg, BSC Research

Exhibit 3

### Top 5 volume leaders

Ticker	Volume	Price	% Chg
SSI	8.8	24.9	6.41
FLC	8.4	6.8	4.62
ITA	8.18	5.5	5.77
VHG	7.93	8.6	6.17
DLG	7.08	7	2.94

Source: Bloomberg, BSC Research

Exhibit 4

### Foreign transaction

Top buy	Value	Top sell	Value
SSI	22.9	GAS	36.4
KBC	18.9	HPG	29.8
CTD	14.1	MSN	23.3
HHS	13.3	LHG	12.9
SCR	9	PVC	2

Source: BSC Research

**Nguyen Quoc Truong**

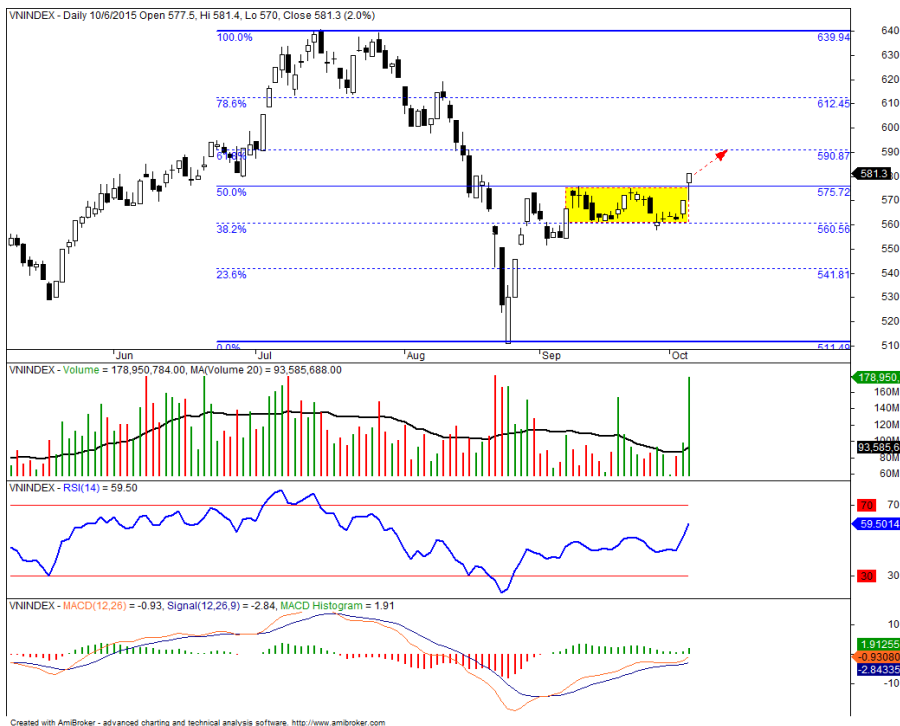
Research Analyst

truongnq@bsc.com.vn

## Technical views

VN-Index exceeded resistance of 575 pts with high volume, indicating the reliability of this breaking up.

*From now on, 575 points has become a new support of VN-Index. Most likely, this index will continue to rise to the next resistance at 591 points, which is also 61.8% level of Fibonacci Retracement 511-640 points.*



## Stock recommendations

### Short-term portfolio

No.	Ticker	Date	Buy price	Current price	Performance	Recommendation	Cutloss	Target
1	SHI	20/8/2015	10.5	12.8	21.9%	Hold	9.8	11.6
2	BVH	42072	43.8	51	16.4%	Hold	40.3	50.5
3	VCB	42072	41.6	45.3	8.9%	Hold	38.3	47.8
4	DPM	42194	30.4	32.2	5.9%	Hold	28.3	35
5	NCT	42194	114	138	21.1%	Hold	106	131.1
<b>Average</b>					<b>14.8%</b>			

Source: BSC Research

### CANSLIM portfolio

No.	Ticker	Date	Buy price	Current price	1w performance	Unrealized gain/loss	Cutloss	Target
1	MBB	27/4/2015	13.8	15.5	2.0%	12.3%	12.7	16.5
2	VIC	7/7/2014	38.0	42.1	0.0%	10.9%	34.2	57.3
3	FPT	12/1/2015	41.5	46	2.4%	10.8%	37.4	58.0
4	DHC	14/1/2014	21.5	25.3	1.2%	17.7%	19.8	25.8
5	HT1	9/6/2015	22.9	22.3	0.5%	-2.6%	20.7	26.8
6	NTL	9/6/2015	11.8	14.7	3.5%	24.6%	10.9	14.2
7	PLC	15/9/2015	31.7	36.1	5.9%	13.9%	28.5	38.0
<b>Average</b>					<b>2.2%</b>	<b>12.5%</b>		

Source: BSC Research

## Market statistics

### Top 5 leaders on the HSX

Ticker	Price	% Chg	Index pt	Volume
VCB	45.3	4.14	2.489	1.31MLN
BID	24.6	4.24	1.458	1.79MLN
BVH	51	6.25	1.059	465970
CTG	20.3	1.5	0.579	3.18MLN
GAS	46.3	1.09	0.492	677180

### Top 5 laggards on the HSX

Ticker	Price	% Chg	Index pt	Volume
SII	34.3	-6.79	-0.076	1080
BMP	111	-2.63	-0.071	168270
PDR	14	-2.78	-0.042	185980
HRC	40.8	-6.85	-0.038	100
DCM	12.8	-0.78	-0.027	344150

### Top 5 gainers on the HSX

Ticker	Price	% Chg	Index pt	Volume
PTK	1.2	9.09	0.001	59470
VNH	1.2	9.09	0	191110
GTT	1.3	8.33	0.002	189540
VLF	1.4	7.69	0.001	2830
CCL	3.1	6.9	0.003	163490

### Top 5 losers on the HSX

Ticker	Price	% Chg	Index pt	Volume
HRC	40.8	-6.85	-0.038	100
STT	4.1	-6.82	-0.001	20
SII	34.3	-6.79	-0.076	1080
SVT	20.8	-6.73	-0.007	220
SAV	9.8	-6.67	-0.004	110

Source: Bloomberg, BSC Research

### Top 5 leaders on HNX

Ticker	Price	% Chg	Index pt	Volume
PHP	20.7	9.52	0.329	20500
ACB	20.2	3.06	0.315	894800
PVI	20.6	8.99	0.223	584600
PVS	21.6	1.89	0.1	2.26MLN
VCG	11.7	2.63	0.074	2.09MLN

### Top 5 laggards on the HNX

Ticker	Price	% Chg	Index pt	Volume
	22	-1.35	-0.022	600
PMC	41.9	-5.63	-0.013	16200
MAS	125	-5.52	-0.012	6600
BTS	8.2	-2.38	-0.012	2300
DNY	5.6	-9.68	-0.009	49200

### Top 5 gainers on the HNX

Ticker	Price	% Chg	Index pt	Volume
PMS	13.2	10	0.005	13800
VFR	12.1	10	0.009	1200
VMC	23.2	9.95	0.012	100
CJC	36.8	9.85	0.004	100
DZM	4.6	9.52	0.001	12900

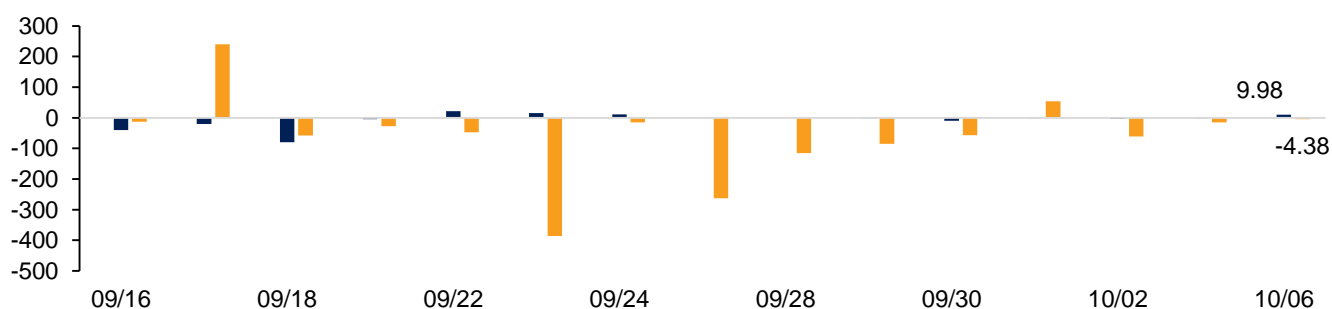
### Top 5 losers on the HNX

Ticker	Price	% Chg	Index pt	Volume
SJC	3.6	-10	-0.002	100
ONE	9.1	-9.9	-0.003	31100
DID	4.6	-9.8	-0.002	10100
NHA	9.3	-9.71	-0.005	100
KMT	5.8	-9.38	-0.004	500

Exhibit 3

### Foreign transaction

■ HSX ■ HNX ■ UPCOM



Source: HSX, HNX, BSC Research

## Disclosure

*The information, statements, forecasts and projections contained herein, including any expression of opinion, are based upon sources believed to be reliable but their accuracy completeness or correctness are not guaranteed. Expressions of opinion herein were arrived at after due and careful consideration and they were based upon the best information then known to us, and in our opinion are fair and reasonable in the circumstances prevailing at the time. Expressions of opinion contained herein are subject to change without notice. This document is not, and should not be construed as, an offer or the solicitation of an offer to buy or sell any securities. BSC and other companies in the BSC and/or their officers, directors and employees may have positions and may affect transactions in securities of companies mentioned herein and may also perform or seek to perform investment banking services for these companies. This document is for private circulation only and is not for publication in the press or elsewhere. BSC accepts no liability whatsoever for any direct or consequential loss arising from any use of this or its content. The use of any information, statements forecasts and projections contained herein shall be at the sole discretion and risk of the user. No part of this material may be (i) copied, photocopied or duplicated in any form by any mean or (ii) redistributed without the prior written consent of BIDV Securities Company (BSC).*

**BSC Headquarters**

BIDV Tower, 10th &amp; 11th Floor

35 Hang Voi, Hoan Kiem, Hanoi

Tel: +84 4 3935 2722

Fax: +84 4 2220 0669

**Ho Chi Minh City Office**

146 Nguyen Cong Tru St, 9th Floor

District 1, HCMC

Tel: +84 8 3821 8885

Fax: +84 8 3821 8510

<http://www.bsc.com.vn>

Bloomberg: BSCV &lt;GO&gt;

