



Thu, October 8, 2015

Vietnam Daily Monitor

The market turns to positive

BSC's Forecast on the stock market

| | Negative | Neutral | Positive |
|---------------------|----------|---------|----------|
| Day 9/10/2015 | | | • |
| Week 5/10-9/10/2015 | | • | |
| Month 10/2015 | | | • |

Summary

After slight correction yesterday, the market has rebounded today. MBB opening room for foreign investors leads to large buy orders for this stock at the morning session considerably boosted the market sentiment. Market breadth was restored, the number of gaining stocks are twice as many as the number of losing ones. In today session, foreign investors had net buy activities, even after eliminating the MBB net purchases.

Recommendation

The ETF may increase buying activities in the next session due to the current premium status. Besides, the soar of insurance stocks and positive effects from MBB can continue to support market sentiment. In the next session, the market rally may continue.

We continue to maintain our previous investment perspective. Accordingly, investors currently holding a high proportion of stocks may consider partial profit taking, while not hurry to chase increasing price stocks.

BSC RESEARCH

Head of Research

Tran Thang Long
longtt@bsc.com.vn

Macro & Market Team

Bui Nguyen Khoa
khoabn@bsc.com.vn

Vu Thanh Phong
phongvt@bsc.com.vn

Do Nam Tung
tungdn@bsc.com.vn

Nguyen Quoc Truong
truongnq@bsc.com.vn

VN-INDEX **586.78**
Value: 2308.33 bil **7.21 (1.24%)**
Foreigners (net): VND 787.37 bil

HNX-INDEX **80.44**
Value: 496.93 bil **0.7 (0.88%)**
Foreigners (net): VND 17.04 bil

UPCOM-INDEX **51.33**
Value 11.9 bil **0.38 (0.75%)**
Foreigners (net): VND 0.568 bil

Macro indicators

| | Value | % Chg |
|----------------------|--------|-------|
| Crude oil | 47.9 | 0.2% |
| Gold | 1,144 | -0.1% |
| USDVND | 22,195 | -1.0% |
| EURVND | 25,074 | -0.5% |
| JPYVND | 18,523 | -0.8% |
| 1-month Interbank ra | 3.9% | - |
| 5yr VN Treasury Yiel | 6.6% | - |

Source: Bloomberg, BSC Research

Content

| | |
|-----------------------|---|
| Market highlights | 2 |
| Stock recommendations | 3 |
| Market statistics | 4 |

This report must be read with the Disclosure, located at the end of this report.

Vu Thanh Phong

Research Analyst

phongvt@bsc.com.vn

Market highlights

The market increased on all 3 floors. Insurance stocks continued to rally, typically BMI (+ 6.7%), and BVH (+ 5.9%). The market was covered in green: HSX had 161 gainers and 75 losers while HNX had 124 gainers and 71 losers.

MBB had an unusual trading session with the news of opening room for foreign investors. Foreigners increased net buying, which pushed up market liquidity.

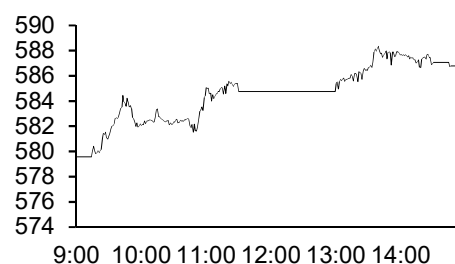
Recommendations

Psychological effects from TPP has subsided and the market quickly had new momentum. The latest data from positions of VNM and FTSE indicates that these funds could continue buying activities in the next session. Thus, the positive trend of the market can be maintained in the short term.

We continue to maintain our previous investment perspective. Accordingly, investors currently holding a high proportion of stocks may consider partial profit taking, while not hurry to chase increasing price stocks.

Exhibit 1

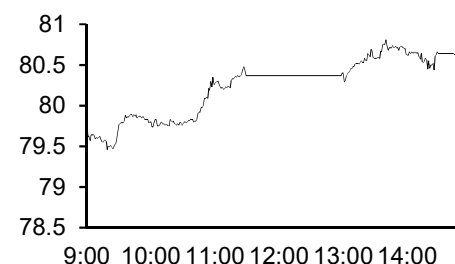
VN-Index .



Source: Bloomberg, BSC Research

Exhibit 2

HNX-Index Intraday



Source: Bloomberg, BSC Research

Exhibit 3

Top 5 volume leaders

| Ticker | Volume | Price | % Chg |
|--------|--------|-------|-------|
| FLC | 12.79 | 7.1 | 5.97 |
| MBB | 9.34 | 15.1 | -1.95 |
| HQC | 7.44 | 5.8 | 5.45 |
| CII | 6.27 | 23.4 | -0.85 |
| DLG | 5.52 | 7.3 | 2.82 |

Source: Bloomberg, BSC Research

Exhibit 4

Foreign transaction

| Top buy | Value | Top sell | Value |
|---------|-------|----------|-------|
| MBB | 643.8 | MSN | 14.8 |
| HQC | 16.9 | VIC | 11.5 |
| VCB | 14.1 | SBT | 7.7 |
| DPM | 12.5 | HHS | 6.3 |
| PVS | 8.8 | PVC | 2.1 |

Source: BSC Research

Stock recommendations

Short-term portfolio

| No. | Ticker | Date | Buy price | Curr-ent price | Perform-ance | Recommen-dation | Cutlo-ss | Targ-et |
|----------------|--------|-----------|-----------|----------------|--------------|-----------------|----------|---------|
| 1 | SHI | 20/8/2015 | 10.5 | 13.6 | 29.5% | Hold | 9.8 | 11.6 |
| 2 | BVH | 42072 | 43.8 | 54 | 23.3% | Hold | 40.3 | 50.5 |
| 3 | VCB | 42072 | 41.6 | 46.9 | 12.7% | Hold | 38.3 | 47.8 |
| 4 | DPM | 42194 | 30.4 | 32.3 | 6.3% | Hold | 28.3 | 35 |
| 5 | NCT | 42194 | 114 | 140 | 22.8% | Hold | 106 | 131.1 |
| Average | | | | | 18.9% | | | |

Source: BSC Research

CANSLIM portfolio

| No. | Ticker | Date | Buy price | Current price | 1w performance | Unreali-zed gain/ loss | Cutlos-s | Target |
|----------------|--------|-----------|-----------|---------------|----------------|------------------------|----------|--------|
| 1 | MBB | 27/4/2015 | 13.8 | 15.1 | -0.7% | 9.4% | 12.7 | 16.5 |
| 2 | VIC | 7/7/2014 | 38.0 | 43.5 | 3.3% | 14.6% | 34.2 | 57.3 |
| 3 | FPT | 12/1/2015 | 41.5 | 45.8 | 2.0% | 10.4% | 37.4 | 58.0 |
| 4 | DHC | 14/1/2014 | 21.5 | 25.7 | 2.8% | 19.5% | 19.8 | 25.8 |
| 5 | HT1 | 9/6/2015 | 22.9 | 23.3 | 5.0% | 1.7% | 20.7 | 26.8 |
| 6 | NTL | 9/6/2015 | 11.8 | 14.9 | 4.9% | 26.3% | 10.9 | 14.2 |
| 7 | PLC | 15/9/2015 | 31.7 | 36 | 5.6% | 13.6% | 28.5 | 38.0 |
| Average | | | | | 3.3% | 13.6% | | |

Source: BSC Research

Market statistics

Top 5 leaders on the HSX

| Ticker | Price | % Chg | Index pt | Volume |
|--------|-------|-------|----------|---------|
| VCB | 46.9 | 3.76 | 2.333 | 1.34MLN |
| BVH | 54 | 5.88 | 1.051 | 941380 |
| VIC | 43.5 | 2.35 | 0.951 | 2.46MLN |
| CTG | 20.3 | 1.5 | 0.575 | 3.61MLN |
| STB | 18 | 2.86 | 0.32 | 1.03MLN |

Top 5 laggards on the HSX

| Ticker | Price | % Chg | Index pt | Volume |
|--------|-------|-------|----------|---------|
| VNM | 101 | -0.98 | -0.618 | 408300 |
| MBB | 15.1 | -1.95 | -0.247 | 9.34MLN |
| EIB | 11.4 | -2.56 | -0.191 | 1.22MLN |
| HNG | 28.5 | -0.7 | -0.073 | 183690 |
| SII | 32.6 | -6.86 | -0.072 | 150 |

Top 5 gainers on the HSX

| Ticker | Price | % Chg | Index pt | Volume |
|--------|-------|-------|----------|--------|
| KTB | 1.2 | 9.09 | 0.002 | 339390 |
| RIC | 9.3 | 6.9 | 0.006 | 50 |
| COM | 40.6 | 6.84 | 0.019 | 10 |
| NKG | 14.2 | 6.77 | 0.02 | 411550 |
| BMI | 22.4 | 6.67 | 0.054 | 415710 |

Top 5 losers on the HSX

| Ticker | Price | % Chg | Index pt | Volume |
|--------|-------|-------|----------|--------|
| VNH | 1.2 | -7.69 | 0 | 43000 |
| GTT | 1.3 | -7.14 | -0.002 | 96120 |
| DTA | 5.4 | -6.9 | -0.002 | 21500 |
| SII | 32.6 | -6.86 | -0.072 | 150 |
| AGM | 9.7 | -6.73 | -0.007 | 10100 |

Source: Bloomberg, BSC Research

Top 5 leaders on HNX

| Ticker | Price | % Chg | Index pt | Volume |
|--------|-------|-------|----------|---------|
| ACB | 20.2 | 1.51 | 0.157 | 541300 |
| VCG | 11.8 | 3.51 | 0.099 | 1.62MLN |
| PVS | 22.2 | 1.37 | 0.075 | 1.49MLN |
| PVI | 20.6 | 1.98 | 0.052 | 189000 |
| SHB | 6.9 | 1.47 | 0.05 | 4.77MLN |

Top 5 laggards on the HNX

| Ticker | Price | % Chg | Index pt | Volume |
|--------|-------|-------|----------|--------|
| | 5.5 | -6.78 | -0.045 | 200 |
| PHP | 20.5 | -0.97 | -0.037 | 14700 |
| HGM | 37.4 | -9.88 | -0.029 | 700 |
| NVB | 6.6 | -1.49 | -0.017 | 100500 |
| CHP | 20.3 | -0.98 | -0.014 | 68500 |

Top 5 gainers on the HNX

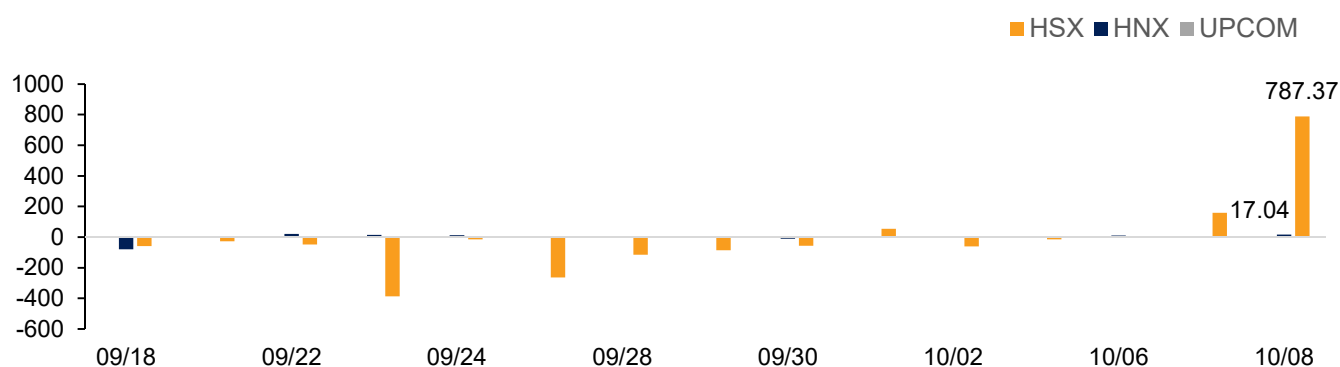
| Ticker | Price | % Chg | Index pt | Volume |
|--------|-------|-------|----------|---------|
| PSW | 11.1 | 9.9 | 0.01 | 100 |
| VMI | 11.6 | 9.43 | 0.003 | 1.07MLN |
| KLF | 4.7 | 9.3 | 0.037 | 6.27MLN |
| BLF | 7.2 | 9.09 | 0.002 | 1700 |
| PSD | 21.8 | 9 | 0.021 | 100 |

Top 5 losers on the HNX

| Ticker | Price | % Chg | Index pt | Volume |
|--------|-------|-------|----------|--------|
| PPP | 8.1 | -10 | -0.002 | 100 |
| ONE | 9.1 | -9.9 | -0.003 | 31100 |
| DID | 4.6 | -9.8 | -0.002 | 10100 |
| NHA | 9.3 | -9.71 | -0.005 | 100 |
| KMT | 5.8 | -9.38 | -0.004 | 500 |

Exhibit 3

Foreign transaction



Source: HSX, HNX, BSC Research

Disclosure

The information, statements, forecasts and projections contained herein, including any expression of opinion, are based upon sources believed to be reliable but their accuracy completeness or correctness are not guaranteed. Expressions of opinion herein were arrived at after due and careful consideration and they were based upon the best information then known to us, and in our opinion are fair and reasonable in the circumstances prevailing at the time. Expressions of opinion contained herein are subject to change without notice. This document is not, and should not be construed as, an offer or the solicitation of an offer to buy or sell any securities. BSC and other companies in the BSC and/or their officers, directors and employees may have positions and may affect transactions in securities of companies mentioned herein and may also perform or seek to perform investment banking services for these companies. This document is for private circulation only and is not for publication in the press or elsewhere. BSC accepts no liability whatsoever for any direct or consequential loss arising from any use of this or its content. The use of any information, statements forecasts and projections contained herein shall be at the sole discretion and risk of the user. No part of this material may be (i) copied, photocopied or duplicated in any form by any mean or (ii) redistributed without the prior written consent of BIDV Securities Company (BSC).

BSC Headquarters

BIDV Tower, 10th & 11th Floor
35 Hang Voi, Hoan Kiem, Hanoi
Tel: +84 4 3935 2722
Fax: +84 4 2220 0669

Ho Chi Minh City Office

146 Nguyen Cong Tru St, 9th Floor
District 1, HCMC
Tel: +84 8 3821 8885
Fax: +84 8 3821 8510

<http://www.bsc.com.vn>

Bloomberg: BSCV <GO>

