



Fri, October 9, 2015

## Vietnam Daily Monitor

### Foreigners are back

#### BSC's Forecast on the stock market

	Negative	Neutral	Positive
Day 12/10/2015			•
Week 12/10-16/10/2015		•	
Month 10/2015			•

### Summary

Vietnam market has faced with strong selling pressure at the end of today session, in spite of closing in the green. Oil & Gas stocks led the market today thanks to rising oil prices.

### Recommendation

After TPP effects had temporally subsided, the effects of rising oil prices as well as the back of foreign investors have supported the market for last two sessions. Technically, the VN-Index is approaching near resistance at 590-595 points, so the market is likely to soon correct slightly in the next few sessions.

Investors can gradually take profit high gainers on the portfolio to lower the proportion of shares. Investors holding more cash should patiently wait and only take position in down sessions.

#### BSC RESEARCH

##### Head of Research

**Tran Thang Long**  
longtt@bsc.com.vn

##### Macro & Market Team

**Bui Nguyen Khoa**  
khoabn@bsc.com.vn

**Vu Thanh Phong**  
phongvt@bsc.com.vn

**Do Nam Tung**  
tungdn@bsc.com.vn

**Nguyen Quoc Truong**  
truongnq@bsc.com.vn

**VN-INDEX** **588.02**  
Value: 2325.78 bil **1.24 (0.21%)**  
Foreigners (net): VND 161.54 bil

**HNX-INDEX** **80.75**  
Value: 580.91 bil **0.31 (0.39%)**  
Foreigners (net): -VND 0.7 bil

**UPCOM-INDEX** **51.15**  
Value 0.19 bil **-0.18 (-0.35%)**  
Foreigners (net): VND 0.09 bil

#### Macro indicators

	Value	% Chg
Crude oil	50.7	2.5%
Gold	1,155	1.4%
USDVND	22,220	0.0%
EURVND	25,218	0.7%
JPYVND	18,474	-0.3%
1-month Interbank ra	3.9%	-
5yr VN Treasury Yiel	6.7%	-

Source: Bloomberg, BSC Research

#### Content

Market highlights	2
Phân tích kỹ thuật	3
Stock recommendations	4
Market statistics	5

This report must be read with the Disclosure, located at the end of this report.

**Vu Thanh Phong**
*Research Analyst*

phongvt@bsc.com.vn

## Market highlights

In spite of closing in green, VN-Index and HNX-Index have faced with strong selling pressure by the end of today trading session.

Oil & Gas stocks led the market today thanks to rising oil prices.

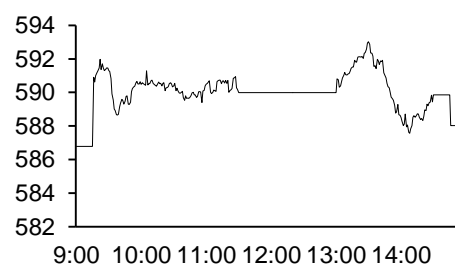
Some stocks surging significantly in both price and volume include VMAX (+ 10%), LHG (+ 10%), HQC (+ 9.1%) and FLC (+ 9%).

## Recommendations

Foreign investors have backed to buy, especially two ETFs, helping the market rally. After TPP effects had temporally subsided, the effects of rising oil prices as well as the back of foreign investors have supported the market for last two sessions. Generally, in the context of lack of good information, the leading role of foreigners become more important. If they turned to be net buyers constantly, this would be a good signal for a longer upward trend. Technically, the VN-Index is approaching near resistance at 590-595 points, so the market is likely to soon correct slightly in the next few sessions.

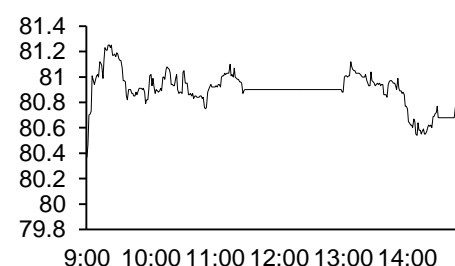
Investors can gradually take profit high gainers on the portfolio to lower the proportion of shares. Investors holding more cash should patiently wait and only take position in down sessions.

Exhibit 1

**VN-Index .**


Source: Bloomberg, BSC Research

Exhibit 2

**HNX-Index Intraday**


Source: Bloomberg, BSC Research

Exhibit 3

**Top 5 volume leaders**

Ticker	Volume	Price	% Chg
FLC	15.09	7.3	2.82
HAG	9.65	15.3	2
ITA	9.35	6.2	3.33
CII	7.5	23.1	-1.28
HQC	6.55	6	3.45

Source: Bloomberg, BSC Research

Exhibit 4

**Foreign transaction**

Top buy	Value	Top sell	Value
HBC	27.3	PLC	10.3
DLG	24.8	GAS	9.7
BVH	17.8	HSG	8.8
HQC	17.5	VIC	8.7
CEO	15.1	EIB	6.4

Source: BSC Research

**Nguyen Quoc Truong**

Research Analyst

truongnq@bsc.com.vn

## Technical views

After passing resistance at 575 points, this point becomes the new support for VN-Index, and this index will most likely to climb to the next resistance at 590-595 points, corresponding to 61.level 8% of Fibonacci Retracement 511 - 640. Our trend indicator still shows the VN-Index's uptrend, and the momentum indicator remains in neutral level, indicating that the market has not shown the danger signs. Correction, if any, is only a short-term falling due to profit taking.



## Stock recommendations

### Short-term portfolio

No.	Ticker	Date	Buy price	Curr-ent price	Perform-ance	Recommen-dation	Cutlo-ss	Targ-et
1	SHI	20/8/2015	10.5	13.3	26.7%	Hold	9.8	11.6
2	BVH	42072	43.8	56.5	29.0%	Hold	40.3	50.5
3	VCB	42072	41.6	46.5	11.8%	Hold	38.3	47.8
4	DPM	42194	30.4	32.4	6.6%	Hold	28.3	35
5	NCT	42194	114	136	19.3%	Hold	106	131.1
<b>Average</b>					<b>18.7%</b>			

Source: BSC Research

### CANSLIM portfolio

No.	Ticker	Date	Buy price	Current price	1w performance	Unreali-zed gain/ loss	Cutlos-s	Target
1	MBB	27/4/2015	13.8	14.9	-2.0%	8.0%	12.7	16.5
2	VIC	7/7/2014	38.0	43.3	2.9%	14.1%	34.2	57.3
3	FPT	12/1/2015	41.5	45.8	2.0%	10.4%	37.4	58.0
4	DHC	14/1/2014	21.5	25.3	1.2%	17.7%	19.8	25.8
5	HT1	9/6/2015	22.9	24	8.1%	4.8%	20.7	26.8
6	NTL	9/6/2015	11.8	14.9	4.9%	26.3%	10.9	14.2
7	PLC	15/9/2015	31.7	34.5	1.2%	8.8%	28.5	38.0
<b>Average</b>					<b>2.6%</b>	<b>12.9%</b>		

Source: BSC Research

## Market statistics

### Top 5 leaders on the HSX

Ticker	Price	% Chg	Index pt	Volume
BVH	56.5	4.63	0.876	638270
GAS	48.3	1.47	0.683	938020
BID	24.4	0.83	0.29	1.81MLN
CTG	20.4	0.49	0.192	3.44MLN
EIB	11.6	1.75	0.127	724320

### Top 5 laggards on the HSX

Ticker	Price	% Chg	Index pt	Volume
VCB	46.5	-0.85	-0.549	711050
VIC	43.3	-0.46	-0.19	1.83MLN
MBB	14.9	-1.32	-0.165	2.82MLN
MWG	68	-2.86	-0.144	100870
SSI	24.3	-1.62	-0.097	3.47MLN

### Top 5 gainers on the HSX

Ticker	Price	% Chg	Index pt	Volume
VNH	1.3	8.33	0	40850
CCL	3.3	6.45	0.003	236270
HLG	5.1	6.25	0.007	110
VLF	1.7	6.25	0.001	15080
VNE	11.9	6.25	0.023	573540

### Top 5 losers on the HSX

Ticker	Price	% Chg	Index pt	Volume
KTB	1.1	-8.33	-0.002	482330
HOT	27.4	-6.8	-0.008	20
ACC	26.2	-6.76	-0.01	6770
HTV	13.8	-6.76	-0.005	17160
SVI	34.5	-6.76	-0.017	720

Source: Bloomberg, BSC Research

### Top 5 leaders on HNX

Ticker	Price	% Chg	Index pt	Volume
ACB	20.6	1.98	0.21	557600
PVS	22.9	3.15	0.175	3.20MLN
PVX	3.2	6.67	0.045	3.64MLN
NBP	17.6	10	0.012	100
PMC	40.9	4.6	0.009	4000

### Top 5 laggards on the HNX

Ticker	Price	% Chg	Index pt	Volume
	34.5	-4.17	-0.059	793800
PHP	20.2	-1.46	-0.055	20200
NTP	49.4	-2.95	-0.052	22900
VCG	11.6	-1.69	-0.049	811400
VC3	60.2	-9.34	-0.028	101900

### Top 5 gainers on the HNX

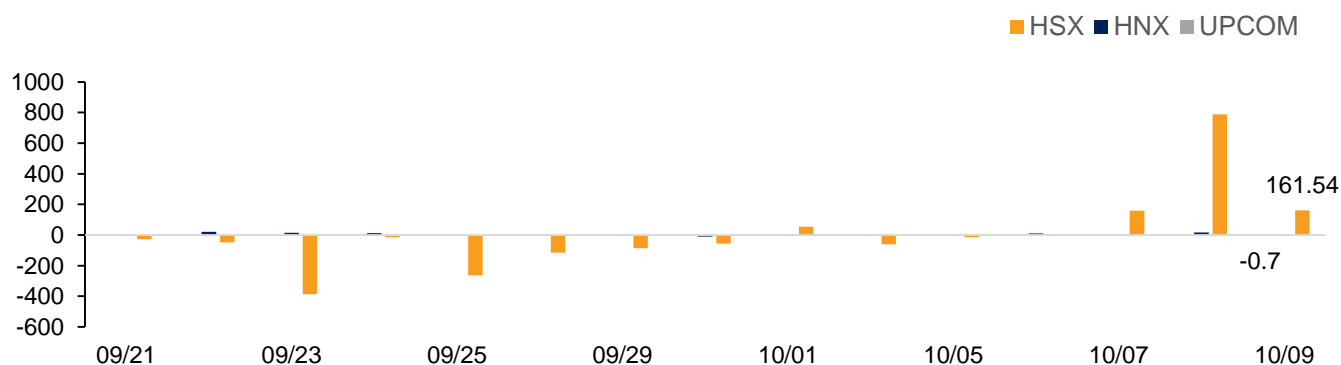
Ticker	Price	% Chg	Index pt	Volume
NBP	17.6	10	0.012	100
PEN	11	10	0.003	100
SCL	9.9	10	0.005	108600
PIV	19.1	9.77	0.001	114000
PSE	12.6	9.57	0.008	100

### Top 5 losers on the HNX

Ticker	Price	% Chg	Index pt	Volume
C92	21.6	-10	-0.007	400
ONE	9.1	-9.9	-0.003	31100
DID	4.6	-9.8	-0.002	10100
NHA	9.3	-9.71	-0.005	100
KMT	5.8	-9.38	-0.004	500

Exhibit 3

### Foreign transaction



Source: HSX, HNX, BSC Research

## Disclosure

*The information, statements, forecasts and projections contained herein, including any expression of opinion, are based upon sources believed to be reliable but their accuracy completeness or correctness are not guaranteed. Expressions of opinion herein were arrived at after due and careful consideration and they were based upon the best information then known to us, and in our opinion are fair and reasonable in the circumstances prevailing at the time. Expressions of opinion contained herein are subject to change without notice. This document is not, and should not be construed as, an offer or the solicitation of an offer to buy or sell any securities. BSC and other companies in the BSC and/or their officers, directors and employees may have positions and may affect transactions in securities of companies mentioned herein and may also perform or seek to perform investment banking services for these companies. This document is for private circulation only and is not for publication in the press or elsewhere. BSC accepts no liability whatsoever for any direct or consequential loss arising from any use of this or its content. The use of any information, statements forecasts and projections contained herein shall be at the sole discretion and risk of the user. No part of this material may be (i) copied, photocopied or duplicated in any form by any mean or (ii) redistributed without the prior written consent of BIDV Securities Company (BSC).*

**BSC Headquarters**

BIDV Tower, 10th & 11th Floor  
35 Hang Voi, Hoan Kiem, Hanoi  
Tel: +84 4 3935 2722  
Fax: +84 4 2220 0669

**Ho Chi Minh City Office**

146 Nguyen Cong Tru St, 9th Floor  
District 1, HCMC  
Tel: +84 8 3821 8885  
Fax: +84 8 3821 8510

<http://www.bsc.com.vn>

Bloomberg: BSCV <GO>

