



Wed, October 14, 2015

## Vietnam Daily Monitor

The short-term correction keep continue

### BSC's Forecast on the stock market

	Negative	Neutral	Positive
Day 15/10/2015	•		
Week 12/10-16/10/2015		•	
Month 10/2015			•

### Summary

VN-Index reversed at the last minute while the other two Index were able to keep green. Large-scaled stocks belongs to SCIC's divestment plan increased sharply.

Foreigners were net buyers on both floors today.

### Recommendation

The market in general is still in short-term correction. Information about SCIC divestment partly helped maintain the positive sentiment. The trend for longer term is still positive.

Investors should consider increasing the stock proportion in portfolio in the upcoming correction sessions, and should pay attention to stocks with good expected earnings for the 3rd quarter

### BSC RESEARCH

#### Head of Research

**Tran Thang Long**  
longtt@bsc.com.vn

#### Macro & Market Team

**Bui Nguyen Khoa**  
khoabn@bsc.com.vn

**Vu Thanh Phong**  
phongvt@bsc.com.vn

**Do Nam Tung**  
tungdn@bsc.com.vn

**Nguyen Quoc Truong**  
truongnq@bsc.com.vn

**VN-INDEX** **589.98**  
Value: 1659 bil **-0.86 (-0.15%)**  
Foreigners (net): VND 44.06 bil

**HNX-INDEX** **80.74**  
Value: 366.11 bil **0.12 (0.15%)**  
Foreigners (net): VND 4.38 bil

**UPCOM-INDEX** **51.25**  
Value 12.3 bil **0.23 (0.45%)**  
Foreigners (net): -VND 0.041 bil

#### Macro indicators

	Value	% Chg
Crude oil	46.5	-0.3%
Gold	1,167	-0.1%
USDVND	22,365	-0.2%
EURVND	25,547	0.1%
JPYVND	18,709	-0.1%
1-month Interbank ra	3.9%	-
5yr VN Treasury Yiel	6.6%	-

Source: Bloomberg, BSC Research

#### Content

Market highlights	2
Stock recommendations	3
Market statistics	4

This report must be read with the Disclosure, located at the end of this report.

**Nguyen Quoc Truong**
*Research Analyst*

truongnq@bsc.com.vn

## Market highlights

Stocks which will be divested by Vietnam Government rose sharply today, such as VNM, BMI, FPT or BMP.

BVH fell significantly after advancing strongly three consecutive sessions. Market breadth was balanced with 189 advancers / 199 losers on both exchanges.

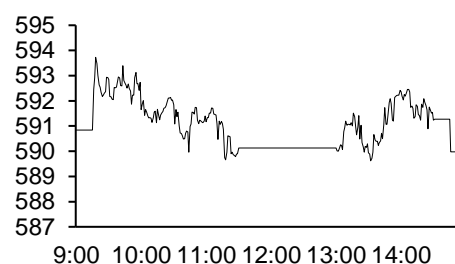
## Recommendations

Several shares which will be divested by Vietnam Government rose sharply today, directly impacting positively on the market. Investors seem to have reacted hastily with this information because no detailed schedule for this divestment is presented, which maybe takes at least several months later.

The common market has still experienced short-term correction. This is the normal movement, and no danger signs about next sharp drop can be recorded.

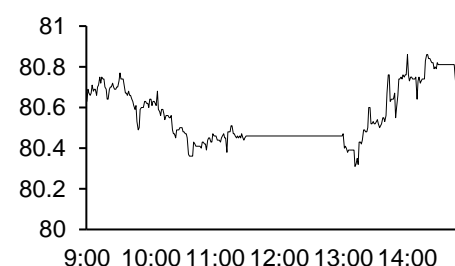
Investors can take advantage of the current correction to increase the proportion of stocks, especially fundamental stocks having good Q3 earnings.

Exhibit 1

**VN-Index Intraday**


Source: Bloomberg, BSC Research

Exhibit 2

**HNX-Index Intraday**


Source: Bloomberg, BSC Research

Exhibit 3

**Top 5 volume leaders**

Ticker	Volume	Price	% Chg
FLC	8.44	7.1	0
HQC	4.82	6.1	3.39
ITA	4.67	6.4	1.59
GTN	3.52	15.1	4.86
CII	3.19	24.2	-0.82

Source: Bloomberg, BSC Research

Exhibit 4

**Foreign transaction**

Top buy	Value	Top sell	Value
BVH	14.9	VIC	11.3
CII	14.6	HPG	10.5
PVD	14.2	MSN	7.9
HQC	11.3	KDC	5.3
TIG	6.9	NTP	2.1

Source: BSC Research

## Stock recommendations

### Short-term portfolio

No.	Ticker	Date	Buy price	Current price	Performance	Recommendation	Cutloss	Target
1	SHI	20/8/2015	10.5	14.2	35.2%	Hold	9.8	11.6
2	BVH	42072	43.8	57.5	31.3%	Hold	40.3	50.5
3	VCB	42072	41.6	47.2	13.5%	Hold	38.3	47.8
4	DPM	42194	30.4	32.4	6.6%	Hold	28.3	35
5	NCT	42194	114	134	17.5%	Hold	106	131.1
<b>Average</b>					<b>20.8%</b>			

Source: BSC Research

### CANSLIM portfolio

No.	Ticker	Date	Buy price	Current price	1w performance	Unrealized gain/loss	Cutloss	Target
1	MBB	27/4/2015	13.8	14.7	-0.7%	6.5%	12.7	16.5
2	VIC	7/7/2014	38.0	42.5	-1.6%	12.0%	34.2	57.3
3	FPT	12/1/2015	41.5	46.7	2.0%	12.5%	37.4	58.0
4	DHC	14/1/2014	21.5	25.6	0.0%	19.1%	19.8	25.8
5	HT1	9/6/2015	22.9	24.6	0.0%	7.4%	20.7	26.8
6	NTL	9/6/2015	11.8	14.8	1.4%	25.4%	10.9	14.2
7	PLC	15/9/2015	31.7	34.5	0.0%	8.8%	28.5	38.0
<b>Average</b>					<b>0.1%</b>	<b>13.1%</b>		

Source: BSC Research

## Market statistics

### Top 5 leaders on the HSX

Ticker	Price	% Chg	Index pt	Volume
VNM	106	3.92	2.473	2.05MLN
FPT	46.7	2.64	0.246	3.08MLN
BMP	120	4.35	0.117	530590
CTD	116	2.65	0.067	51630
TMS	77	6.94	0.061	7400

### Top 5 laggards on the HSX

Ticker	Price	% Chg	Index pt	Volume
VCB	47.2	-1.46	-0.96	921110
BVH	57.5	-4.17	-0.876	736760
GAS	47	-1.05	-0.488	629420
CTG	20.2	-0.98	-0.383	1.60MLN
BID	24.4	-0.81	-0.289	776170

### Top 5 gainers on the HSX

Ticker	Price	% Chg	Index pt	Volume
VTB	13.8	6.98	0.006	140
TMS	77	6.94	0.061	7400
CCI	14	6.87	0.006	20
BTT	37.7	6.8	0.013	10
HU3	7.9	6.76	0.003	10

### Top 5 losers on the HSX

Ticker	Price	% Chg	Index pt	Volume
KSS	0.9	-10	-0.003	302360
VNH	1.1	-8.33	0	174660
CMV	13.8	-8	-0.007	1000
TDW	18.6	-7	-0.006	1050
SFC	21.4	-6.96	-0.009	10

Source: Bloomberg, BSC Research

### Top 5 leaders on HNX

Ticker	Price	% Chg	Index pt	Volume
NTP	53.3	7.46	0.128	186700
VNR	23.2	7.41	0.117	19900
PHP	20.5	1.99	0.073	8900
OCH	6.4	8.47	0.056	100
NVB	6.8	4.62	0.051	28900

### Top 5 laggards on the HNX

Ticker	Price	% Chg	Index pt	Volume
	22.2	-0.89	-0.05	1.54MLN
SHB	6.8	-1.45	-0.05	626900
PLC	34.5	-1.99	-0.028	106100
VNF	62.5	-10.71	-0.024	4100
VNT	32	-8.57	-0.014	1900

### Top 5 gainers on the HNX

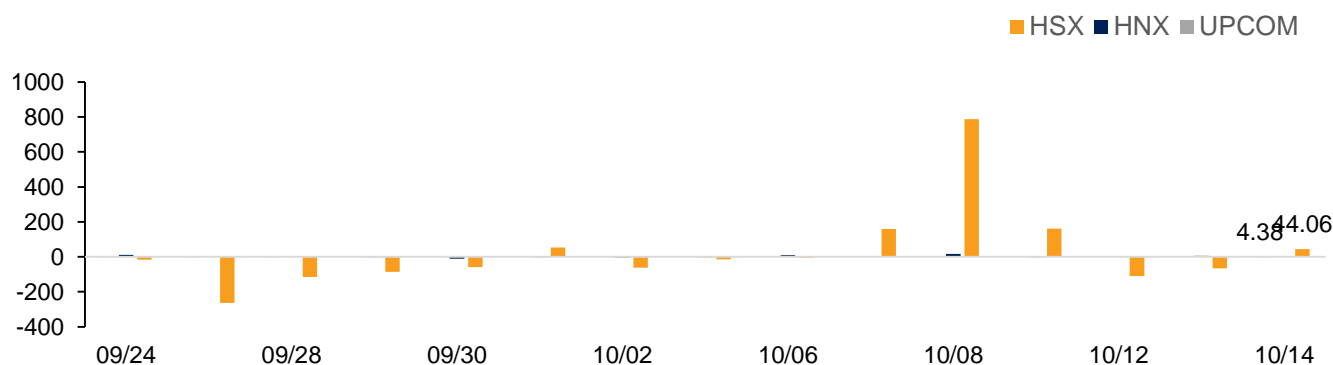
Ticker	Price	% Chg	Index pt	Volume
TAG	26.7	9.88	0.024	2200
HTC	42.7	9.77	0.011	71900
PSD	24	9.59	0.025	100
TTC	12.8	9.4	0.004	1300
SGH	30.9	9.19	0.005	100

### Top 5 losers on the HNX

Ticker	Price	% Chg	Index pt	Volume
VNF	62.5	-10.71	-0.024	4100
ONE	9.1	-9.9	-0.003	31100
DID	4.6	-9.8	-0.002	10100
NHA	9.3	-9.71	-0.005	100
KMT	5.8	-9.38	-0.004	500

Exhibit 3

### Foreign transaction



Source: HSX, HNX, BSC Research

## Disclosure

*The information, statements, forecasts and projections contained herein, including any expression of opinion, are based upon sources believed to be reliable but their accuracy completeness or correctness are not guaranteed. Expressions of opinion herein were arrived at after due and careful consideration and they were based upon the best information then known to us, and in our opinion are fair and reasonable in the circumstances prevailing at the time. Expressions of opinion contained herein are subject to change without notice. This document is not, and should not be construed as, an offer or the solicitation of an offer to buy or sell any securities. BSC and other companies in the BSC and/or their officers, directors and employees may have positions and may affect transactions in securities of companies mentioned herein and may also perform or seek to perform investment banking services for these companies. This document is for private circulation only and is not for publication in the press or elsewhere. BSC accepts no liability whatsoever for any direct or consequential loss arising from any use of this or its content. The use of any information, statements forecasts and projections contained herein shall be at the sole discretion and risk of the user. No part of this material may be (i) copied, photocopied or duplicated in any form by any mean or (ii) redistributed without the prior written consent of BIDV Securities Company (BSC).*

### **BSC Headquarters**

BIDV Tower, 10th & 11th Floor  
35 Hang Voi, Hoan Kiem, Hanoi  
Tel: +84 4 3935 2722  
Fax: +84 4 2220 0669

### **Ho Chi Minh City Office**

146 Nguyen Cong Tru St, 9th Floor  
District 1, HCMC  
Tel: +84 8 3821 8885  
Fax: +84 8 3821 8510

<http://www.bsc.com.vn>

Bloomberg: BSCV <GO>

