



Fri, October 16, 2015

Vietnam Daily Monitor

Heading to the 600 points

BSC's Forecast on the stock market

	Negative	Neutral	Positive
Day 19/10/2015		•	
Week 19/10-23/10/2015		•	
Month 10/2015			•

Summary

Today is a inspirational session. Starting with a fast ramp since the early morning, the market sentiment was very exciting thank to the effects from BVH and CTG. However, selling pressure which increased at the end of the afternoon session has taken most of the intraday gains. Two indices closed in green with an inconsiderable gain. Market breadth was positive. Foreigners turned to sell on both exchanges today.

Recommendation

The current movement of stock market is quite good. The main sector are cumulating. The next target of the VN-Index is 595 points, followed by 600 points that are expected to be conquered soon.

Investors should hold stocks and consider to increase the stock weight in the portfolio during the corrections, and should pay attention to stocks with good expected earnings for the 3rd quarter

BSC RESEARCH

Head of Research

Tran Thang Long
longtt@bsc.com.vn

Macro & Market Team

Bui Nguyen Khoa
khoabn@bsc.com.vn

Vu Thanh Phong
phongvt@bsc.com.vn

Do Nam Tung
tungdn@bsc.com.vn

Nguyen Quoc Truong
truongnq@bsc.com.vn

VN-INDEX **593.02**
Value: 2090.79 bil **0.62 (0.1%)**
Foreigners (net): -VND 9.59 bil

HNX-INDEX **81.18**
Value: 507.69 bil **0.04 (0.05%)**
Foreigners (net): -VND 9.16 bil

UPCOM-INDEX **52.47**
Value 11.7 bil **-0.2 (-0.38%)**
Foreigners (net): VND 0.114 bil

Macro indicators

	Value	% Chg
Crude oil	47.0	1.3%
Gold	1,177	-0.5%
USDVND	22,320	-0.1%
EURVND	25,292	-0.5%
JPYVND	18,740	-0.3%
1-month Interbank ra	4.0%	-
5yr VN Treasury Yiel	6.6%	-

Source: Bloomberg, BSC Research

Content

Market highlights	2
Stock recommendations	3
Market statistics	4

This report must be read with the Disclosure, located at the end of this report.

Nguyen Quoc Truong
Research Analyst

truongnq@bsc.com.vn

Market highlights

Trading volume on both exchanges was 166 million shares, up 12.2% compared to yesterday.

BVH and CTG continued to lead the market today.

Some stocks surging significantly in both price and volume today are BII (+ 9.7%), TOP (+ 6.9%), GSP (+ 6.8%) and BCC (+5.8%).

Recommendations

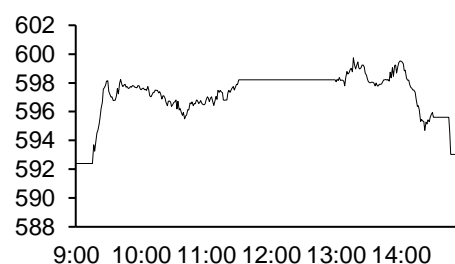
BVH and CTG continue to help the market advance today, however, strong selling power prevented the VN-Index from overcoming the resistance level of 600 points. This suggests that it is not easy for index for breaking down this level.

However, the movement of the overall market is still positive as most important stock groups, such as real estate, construction, securities are going sideways. Similarly, Bluechip stocks have also advanced due to the demand of foreign investors. The ability to break up resistance at 600 points can be occurred in the near future.

Investors should continue holding the moderate weight of stocks in the portfolio, may take more positions in the down sessions.

Exhibit 1

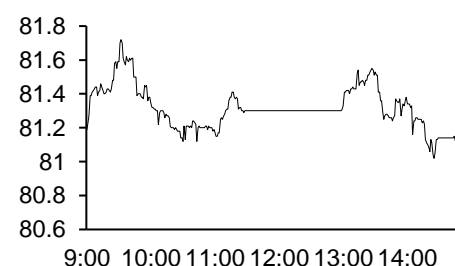
VN-Index Intraday



Source: Bloomberg, BSC Research

Exhibit 2

HNX-Index Intraday



Source: Bloomberg, BSC Research

Exhibit 3

Top 5 volume leaders

Ticker	Volume	Price	% Chg
FLC	9.65	7.2	1.41
ITA	7.48	6.7	0
HQC	6.46	6.4	4.92
FIT	5.75	10	3.09
SBT	4.79	15.4	1.32

Source: Bloomberg, BSC Research

Exhibit 4

Foreign transaction

Top buy	Value	Top sell	Value
DCM	11.1	MSN	22.5
CII	10.7	PVD	8.2
STK	8.5	HPG	8.1
HQC	8.2	BID	6.5
SHB	1.3	KLS	3.5

Source: BSC Research

Stock recommendations

Short-term portfolio

No.	Ticker	Date	Buy price	Current price	Performance	Recommendation	Cutloss	Target
1	SHI	20/8/2015	10.5	14.5	38.1%	Hold	9.8	15
2	BVH	42072	43.8	57	30.1%	Hold	40.3	62
3	VCB	42072	41.6	46.7	12.3%	Hold	38.3	47.8
4	DPM	42194	30.4	32.8	7.9%	Hold	28.3	35
5	NCT	42194	114	136	19.3%	Hold	106	142
Average					21.5%			

Source: BSC Research

CANSLIM portfolio

No.	Ticker	Date	Buy price	Current price	1w performance	Unrealized gain/loss	Cutloss	Target
1	MBB	27/4/2015	13.8	14.7	-0.7%	6.5%	12.7	16.5
2	VIC	7/7/2014	38.0	42.8	-0.9%	12.8%	34.2	57.3
3	FPT	12/1/2015	41.5	46.7	2.0%	12.5%	37.4	58.0
4	DHC	14/1/2014	21.5	25.8	0.8%	20.0%	19.8	26.0
5	HT1	9/6/2015	22.9	25.5	3.7%	11.4%	20.7	26.8
6	NTL	9/6/2015	11.8	15	2.7%	27.1%	10.9	15.4
7	PLC	15/9/2015	31.7	34.9	1.2%	10.1%	28.5	38.0
Average					1.2%	14.3%		

Source: BSC Research

Market statistics

Top 5 leaders on the HSX

Ticker	Price	% Chg	Index pt	Volume
CTG	21.1	1.93	0.767	5.44MLN
VNM	106	0.95	0.619	850360
VIC	42.8	0.71	0.285	368830
MSN	74.5	0.68	0.192	853210
STB	14.8	1.94	0.18	1.69MLN

Top 5 laggards on the HSX

Ticker	Price	% Chg	Index pt	Volume
BVH	57	-5	-1.052	402380
VCB	46.7	-1.48	-0.961	682110
HPG	32	-0.93	-0.113	2.34MLN
VCF	171	-2.29	-0.055	20
TMS	74	-4.52	-0.043	240

Top 5 gainers on the HSX

Ticker	Price	% Chg	Index pt	Volume
BTP	10.7	7	0.022	97910
STG	24.6	6.96	0.011	10
VTF	34.2	6.88	0.047	150
SVT	15.7	6.8	0.005	570
CLL	25.4	6.72	0.028	115050

Top 5 losers on the HSX

Ticker	Price	% Chg	Index pt	Volume
PTK	1	-9.09	-0.001	251520
KTB	1.1	-8.33	-0.002	117960
VPS	17.7	-6.84	-0.012	170
HOT	25.2	-6.67	-0.007	240
MCP	11.7	-6.4	-0.004	1000

Source: Bloomberg, BSC Research

Top 5 leaders on HNX

Ticker	Price	% Chg	Index pt	Volume
PTI	23.8	9.68	0.094	679600
OCH	7.4	7.25	0.056	1000
VNR	24	2.13	0.037	5000
PVB	36	6.51	0.027	670800
HGM	40.1	9.86	0.025	200

Top 5 laggards on the HNX

Ticker	Price	% Chg	Index pt	Volume
	20.7	-0.48	-0.052	431500
PVS	22.3	-0.89	-0.05	1.90MLN
VCG	11.6	-0.85	-0.025	936800
SGC	45.9	-10	-0.02	100
WCS	136	-9.33	-0.02	2800

Top 5 gainers on the HNX

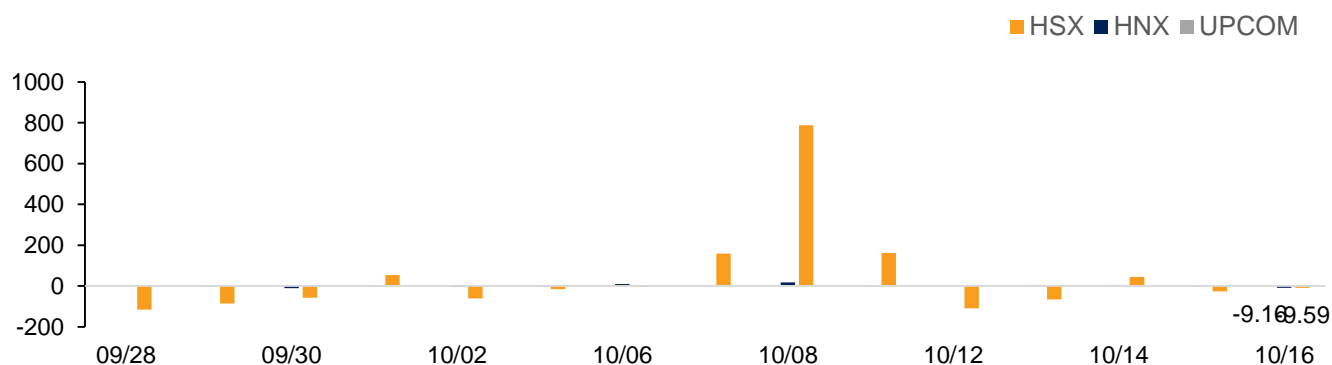
Ticker	Price	% Chg	Index pt	Volume
C92	22.1	9.95	0.006	200
HGM	40.1	9.86	0.025	200
CSC	19	9.83	0.01	600
D11	12.3	9.82	0.003	100
PTI	23.8	9.68	0.094	679600

Top 5 losers on the HNX

Ticker	Price	% Chg	Index pt	Volume
PPS	9.9	-10	-0.009	1100
ONE	9.1	-9.9	-0.003	31100
DID	4.6	-9.8	-0.002	10100
NHA	9.3	-9.71	-0.005	100
KMT	5.8	-9.38	-0.004	500

Exhibit 3

Foreign transaction



Source: HSX, HNX, BSC Research

Disclosure

The information, statements, forecasts and projections contained herein, including any expression of opinion, are based upon sources believed to be reliable but their accuracy completeness or correctness are not guaranteed. Expressions of opinion herein were arrived at after due and careful consideration and they were based upon the best information then known to us, and in our opinion are fair and reasonable in the circumstances prevailing at the time. Expressions of opinion contained herein are subject to change without notice. This document is not, and should not be construed as, an offer or the solicitation of an offer to buy or sell any securities. BSC and other companies in the BSC and/or their officers, directors and employees may have positions and may affect transactions in securities of companies mentioned herein and may also perform or seek to perform investment banking services for these companies. This document is for private circulation only and is not for publication in the press or elsewhere. BSC accepts no liability whatsoever for any direct or consequential loss arising from any use of this or its content. The use of any information, statements forecasts and projections contained herein shall be at the sole discretion and risk of the user. No part of this material may be (i) copied, photocopied or duplicated in any form by any mean or (ii) redistributed without the prior written consent of BIDV Securities Company (BSC).

BSC Headquarters

BIDV Tower, 10th & 11th Floor
35 Hang Voi, Hoan Kiem, Hanoi
Tel: +84 4 3935 2722
Fax: +84 4 2220 0669

Ho Chi Minh City Office

146 Nguyen Cong Tru St, 9th Floor
District 1, HCMC
Tel: +84 8 3821 8885
Fax: +84 8 3821 8510

<http://www.bsc.com.vn>

Bloomberg: BSCV <GO>

