



Mon, October 19, 2015

## Vietnam Daily Monitor

Hard to breakout

### BSC's Forecast on the stock market

	Negative	Neutral	Positive
Day 20/10/2015		•	
Week 19/10-23/10/2015		•	
Month 10/2015			•

### Summary

The stock market was up slightly in the first week, Vietnam Dairy Products JSC played the leading role in the VN-Index. Market sentiment was quite positive.

Foreigners were net sellers today.

### Recommendation

The market movement trend remains positive, the majority of indices continue to accumulate. However, the closer the VN-Index is reaching of 600 points, the profit taking pressure will increase.

Investors should hold stock weight and consider to increase the stock weight in the portfolio during the corrections, and should pay attention to stocks with good expected earnings for the 3rd quarter.

### Stock recommendations

Short-term portfolio: Buy CMS, SD5

CANSLIM portfolio: Buy CMG

## BSC RESEARCH

### Head of Research

Tran Thang Long

longtt@bsc.com.vn

### Macro & Market Team

Bui Nguyen Khoa

khoabn@bsc.com.vn

Vu Thanh Phong

phongvt@bsc.com.vn

Do Nam Tung

tungdn@bsc.com.vn

Nguyen Quoc Truong

truongnq@bsc.com.vn

**VN-INDEX** **594.61**

Value: 1720.66 bil **1.59 (0.27%)**

Foreigners (net): -VND 11.19 bil

**HNX-INDEX** **81.35**

Value: 393.53 bil **0.17 (0.21%)**

Foreigners (net): -VND 2.79 bil

**UPCOM-INDEX** **53.07**

Value 11.7 bil **0.6 (1.14%)**

Foreigners (net): -VND 0.01357 bil

### Macro indicators

	Value	% Chg
Crude oil	46.7	-1.2%
Gold	1,173	-0.4%
USDVND	22,310	0.1%
EURVND	25,277	-0.1%
JPYVND	18,685	0.2%
1-month Interbank ra	3.9%	-
5yr VN Treasury Yiel	6.7%	-

Source: Bloomberg, BSC Research

### Content

Market highlights	2
Stock recommendations	3
Market statistics	4

This report must be read with the Disclosure, located at the end of this report.

**Nguyen Quoc Truong**

Research Analyst

truongnq@bsc.com.vn

## Market highlights

VNM continued increasing significantly on Monday. On the other hand, BVH dropped deeply due to strong selling pressure in late trading session. Market breadth was positive with 210 advancers / 169 losers on both exchanges.

Some stocks surging powerfully in both price and volume are TTB (+ 9.3%), KHB (+ 7.7%), NTP (+ 7.3%) and DLG (+6.8%).

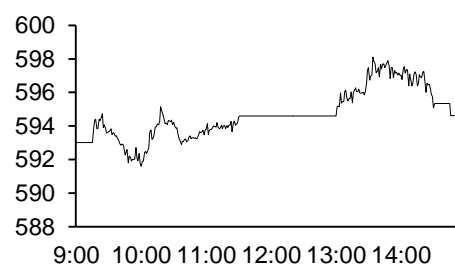
## Recommendations

Due to the lack of positive news, the market could not explode when approaching the strong resistance of 600 points. Only VNM stock is not enough to pull VN-Index break up this level. However, good sign is that several important stock groups like Real estate, Securities, Oil & Gas and Construction Materials have still performed positively. Besides, current market's excitement is not high because the majority of stock have flatted and advanced slightly in recent weeks. Therefore, the market is expected to continually accumulate, maybe drop slightly by profit taking and soon surpass 600 points.

Investors should continue retaining a moderate proportion of shares in portfolio, may consider taking more position in down sessions.

Exhibit 1

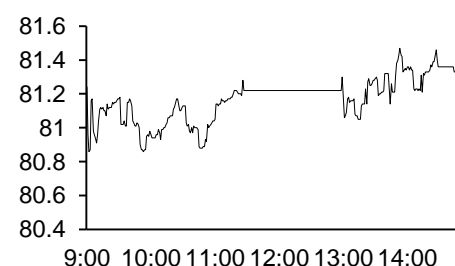
### VN-Index Intraday



Source: Bloomberg, BSC Research

Exhibit 2

### HNX-Index Intraday



Source: Bloomberg, BSC Research

Exhibit 3

### Top 5 volume leaders

Ticker	Volume	Price	% Chg
DLG	7.77	7.9	6.76
HQC	5.18	6.4	0
ITA	4.89	6.6	-1.49
HAI	4.19	6.1	1.67
CII	3.22	24.6	1.65

Source: Bloomberg, BSC Research

Exhibit 4

### Foreign transaction

Top buy	Value	Top sell	Value
HPG	11.3	HSG	15.3
CTD	5.5	VCB	9.4
CTG	5.1	HHS	6.2
DCM	4	HHS	6.2
SHB	3.01	NTP	2.41

Source: BSC Research

## Stock recommendations

### Short-term portfolio

No.	Ticker	Date	Buy price	Curr-ent price	Perform-ance	Recommen-dation	Cutlo-ss	Targ-et
1	SHI	20/8/2015	10.5	14	33.3%	Hold	9.8	15
2	BVH	3/9/2015	43.8	54.5	24.4%	Hold	40.3	62
3	VCB	3/9/2015	41.6	46	10.6%	Hold	38.3	47.8
4	DPM	7/9/2015	30.4	32.7	7.6%	Hold	28.3	35
5	NCT	7/9/2015	114	137	20.2%	Hold	106	142
6	CMS	19/10/2015	10	10	0.0%	Buy	9.3	11
7	SD5	19/10/2015	13.6	13.6	0.0%	Buy	12.5	15
<b>Average</b>					<b>13.7%</b>			

Source: BSC Research

**Short-term portfolio:** Buy  
CMS, SD5

### CANSLIM portfolio

No.	Ticker	Date	Buy price	Current price	1w performance	Unreali-zed gain/ loss	Cutlos-s	Target
1	MBB	27/4/2015	13.8	14.6	-0.7%	5.8%	12.7	16.5
2	VIC	7/7/2014	38.0	42.7	-0.2%	12.5%	34.2	57.3
3	FPT	12/1/2015	41.5	47.1	0.9%	13.5%	37.4	58.0
4	DHC	14/1/2014	21.5	26.1	1.2%	21.4%	19.8	26.0
5	HT1	9/6/2015	22.9	26	2.0%	13.5%	20.7	26.8
6	NTL	9/6/2015	11.8	15.1	0.7%	28.0%	10.9	15.4
7	PLC	15/9/2015	31.7	35.5	1.7%	12.0%	28.5	38.0
8	CMG	19/10/2015	14.7	15	2.7%	2.0%	13.4	17.5
<b>Average</b>					<b>1.0%</b>	<b>13.6%</b>		

Source: BSC Research

**CANSLIM portfolio:** Buy  
CMG

## Market statistics

### Top 5 leaders on the HSX

Ticker	Price	% Chg	Index pt	Volume
VNM	111	4.72	3.093	1.30MLN
CTG	21.2	0.47	0.192	1.99MLN
FPT	47.1	0.86	0.082	1.40MLN
HT1	26	1.96	0.082	48910
DVP	62	5.98	0.072	30210

### Top 5 laggards on the HSX

Ticker	Price	% Chg	Index pt	Volume
VCB	46	-1.5	-0.961	872090
BVH	54.5	-4.39	-0.876	500060
GAS	47.2	-0.42	-0.195	273490
VIC	42.7	-0.23	-0.095	341820
MBB	14.6	-0.68	-0.082	1.42MLN

### Top 5 gainers on the HSX

Ticker	Price	% Chg	Index pt	Volume
TCL	31	6.9	0.022	151840
DLG	7.9	6.76	0.044	7.77MLN
CLL	27.1	6.69	0.03	216900
BTP	11.4	6.54	0.022	69130
LBM	19.7	6.49	0.005	5680

### Top 5 losers on the HSX

Ticker	Price	% Chg	Index pt	Volume
VNH	1.1	-8.33	0	3840
GTT	1.2	-7.69	-0.002	25850
STG	22.9	-6.91	-0.012	3000
SII	31.7	-6.76	-0.069	210
VLF	1.4	-6.67	-0.001	10

Source: Bloomberg, BSC Research

### Top 5 leaders on the HNX

Ticker	Price	% Chg	Index pt	Volume
NTP	57	7.34	0.135	175700
PHP	21.5	3.37	0.128	24700
OCH	8.1	9.46	0.078	100
VCS	48.8	5.4	0.074	166400
PTI	25.2	5.88	0.063	478000

### Top 5 laggards on the HNX

Ticker	Price	% Chg	Index pt	Volume
	23.2	-3.33	-0.059	6800
VCG	11.4	-1.72	-0.049	564000
PVI	20.4	-0.97	-0.026	157800
KLS	7.3	-2.67	-0.023	754900
HUT	11.4	-2.56	-0.022	485200

### Top 5 gainers on the HNX

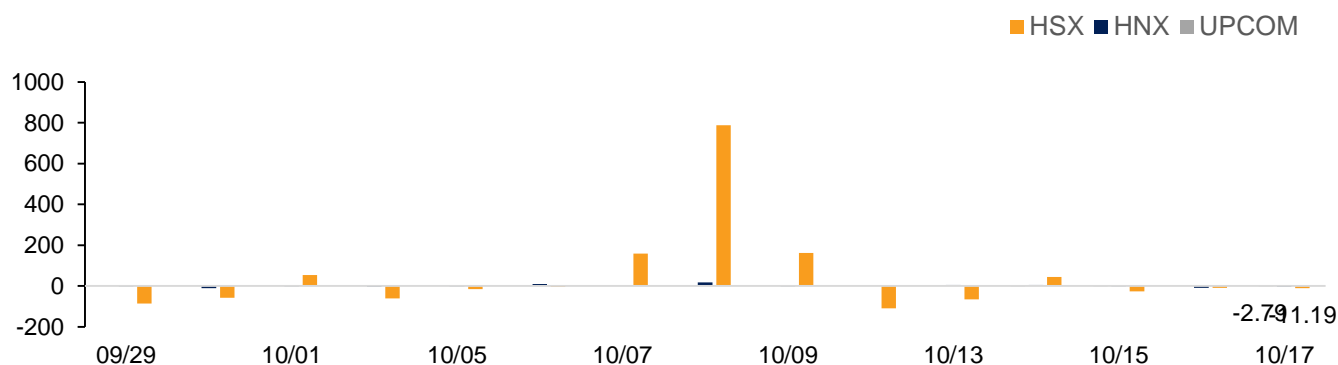
Ticker	Price	% Chg	Index pt	Volume
L61	11	10	0.004	3800
MAS	138.6	10	0.021	3400
PSD	26.4	10	0.029	11000
VMI	8.8	10	0.003	468100
C92	24.3	9.95	0.007	100

### Top 5 losers on the HNX

Ticker	Price	% Chg	Index pt	Volume
SDC	12.7	-9.93	-0.002	100
ONE	9.1	-9.9	-0.003	31100
DID	4.6	-9.8	-0.002	10100
NHA	9.3	-9.71	-0.005	100
KMT	5.8	-9.38	-0.004	500

Exhibit 3

### Foreign transaction



Source: HSX, HNX, BSC Research

## Disclosure

*The information, statements, forecasts and projections contained herein, including any expression of opinion, are based upon sources believed to be reliable but their accuracy completeness or correctness are not guaranteed. Expressions of opinion herein were arrived at after due and careful consideration and they were based upon the best information then known to us, and in our opinion are fair and reasonable in the circumstances prevailing at the time. Expressions of opinion contained herein are subject to change without notice. This document is not, and should not be construed as, an offer or the solicitation of an offer to buy or sell any securities. BSC and other companies in the BSC and/or their officers, directors and employees may have positions and may affect transactions in securities of companies mentioned herein and may also perform or seek to perform investment banking services for these companies. This document is for private circulation only and is not for publication in the press or elsewhere. BSC accepts no liability whatsoever for any direct or consequential loss arising from any use of this or its content. The use of any information, statements forecasts and projections contained herein shall be at the sole discretion and risk of the user. No part of this material may be (i) copied, photocopied or duplicated in any form by any mean or (ii) redistributed without the prior written consent of BIDV Securities Company (BSC).*

### **BSC Headquarters**

BIDV Tower, 10th & 11th Floor  
35 Hang Voi, Hoan Kiem, Hanoi  
Tel: +84 4 3935 2722  
Fax: +84 4 2220 0669

### **Ho Chi Minh City Office**

146 Nguyen Cong Tru St, 9th Floor  
District 1, HCMC  
Tel: +84 8 3821 8885  
Fax: +84 8 3821 8510

<http://www.bsc.com.vn>

Bloomberg: BSCV <GO>

