

Thu, October 22, 2015

# Vietnam Daily Monitor

## Continue to diverge by Q3 earnings

BSC's Forecast on the stock market

	Negative	Neutral	Positive
Day 23/10/2015	•		
Week 19/10-23/10/2015		•	
Month 10/2015			•

## Summary

The stock indices keep accumulating thank to the rise of real estate and automobiles stocks that boosted the investors' sentiment. Trading volume fell slightly, however, market breadth improved considerably, especially on the HSX.

Foreigner decreased their buying value on HSX, and turned to sell on HNX.

## Recommendation

The weekly trend is still moving sideways. The milestone of 600 points is the strong psychological resistance for the VN-Index. It should have a significant supporting information to help the market break out this level. There are several advanced stocks thank to positive business results, hence, investors could believe in the short-term prospects of the market.

Investors should carefully observe, keep a reasonable level of stocks and consider partially profit taking in gaining stocks.

## BSC RESEARCH

### Head of Research

**Tran Thang Long**  
longtt@bsc.com.vn

### Macro & Market Team

**Bui Nguyen Khoa**  
khoabn@bsc.com.vn

**Vu Thanh Phong**  
phongvt@bsc.com.vn

**Do Nam Tung**  
tungdn@bsc.com.vn

**Nguyen Quoc Truong**  
truongnq@bsc.com.vn

**VN-INDEX** **595.08**  
Value: 1373.48 bil **4.84 (0.82%)**  
Foreigners (net): VND 28.75 bil

**HNX-INDEX** **81.41**  
Value: 379.87 bil **0.61 (0.75%)**  
Foreigners (net): -VND 5.35 bil

**UPCOM-INDEX** **54.74**  
Value 25.5 bil **0.17 (0.31%)**  
Foreigners (net): VND 0.03534 bil

### Macro indicators

	Value	% Chg
Crude oil	45.8	1.3%
Gold	1,168	0.1%
USDVND	22,275	-0.1%
EURVND	25,216	-0.3%
JPYVND	18,605	0.0%
1-month Interbank ra	3.5%	-
5yr VN Treasury Yiel	6.7%	-

Source: Bloomberg, BSC Research

### Content

Market highlights	2
Technical views	3
Stock recommendations	4
Market statistics	5

This report must be read with the Disclosure, located at the end of this report.

## Nguyen Quoc Truong

Research Analyst

truongnq@bsc.com.vn

## Market highlights

Real estate stocks led the market today.

Trading volume on both exchanges was 135 million shares, down 4% compared to yesterday.

Some stocks surging significantly on price and volume are TJC (+ 9.8%), PIV (+ 9.7%), GSP (+ 6.9%) and SRC (+6.9 %).

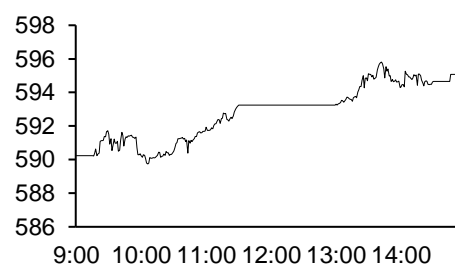
## Recommendations

Negative sentiment caused by declining session last Tuesday was somewhat subdued as the market returned to flat and slightly gain in recent sessions. Specifically, the VN-Index Index and HNX-Index closed at their today highs. However, as previously mentioned, it is not easy for the VN-Index to break up the strong resistance level of 600 points, unless a very positive supporting information occurs. Hence, the market is expected to continue going sideways near the resistance level of 600 points.

Investors should carefully observe and maintain a reasonable proportion of stocks in the portfolio, wait for clearer trend of the market and not chase in the rally.

Exhibit 1

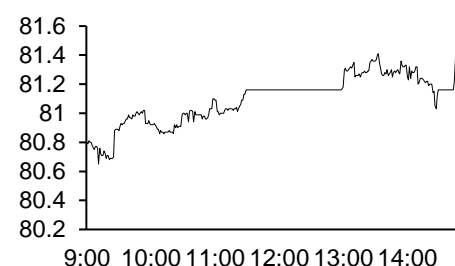
### VN-Index Intraday



Source: Bloomberg, BSC Research

Exhibit 2

### HNX-Index Intraday



Source: Bloomberg, BSC Research

Exhibit 3

### Top 5 volume leaders

Ticker	Volume	Price	% Chg
HQC	9.63	6.4	1.59
ITA	7.24	6.8	6.25
FLC	5.45	7	1.45
HHS	3.9	18.5	4.52
CII	2.79	23.9	0.42

Source: Bloomberg, BSC Research

Exhibit 4

### Foreign transaction

Top buy	Value	Top sell	Value
VIC	9.9	IJC	5
HHS	9	VCB	4.8
HPG	4.3	CSM	3.5
DPM	4	NTP	3.4
TNG	1.4	PVT	3.3

Source: BSC Research

## Technical views

### HHS - Hoang Huy Investment Services JSC (HSX)

This session confirmed a clear change of the price and the trading volume of HHS, when prices rose more than 4.5%, trading volume continued to maintain the top of the high volume on the HOSE, the cumulative state reliably in margin of 3% in the previous 9 sessions.

*BUY recommendation when HHS bounce up from the pattern of Flat Price of criteria CANSLIM to choice stock, stop loss 17.2, target 22.2.*



## Stock recommendations

### Short-term portfolio

No.	Ticker	Date	Buy price	Curr-ent price	Perform-ance	Recommen-dation	Cutlo-ss	Targ-et
1	SHI	20/8/2015	10.5	14	33.3%	Hold	9.8	15
2	BVH	3/9/2015	43.8	57.5	31.3%	Hold	40.3	62
3	VCB	3/9/2015	41.6	46.2	11.1%	Hold	38.3	47.8
4	DPM	7/9/2015	30.4	32.6	7.2%	Hold	28.3	35
5	NCT	7/9/2015	114	134	17.5%	Hold	106	142
6	CMS	19/10/2015	10	10	0.0%	Hold	9.3	11
7	SD5	19/10/2015	13.6	13.2	-2.9%	Hold	12.5	15
<b>Average</b>					<b>13.9%</b>			

Source: BSC Research

### CANSLIM portfolio

No.	Ticker	Date	Buy price	Current price	1w performance	Unreali-zed gain/ loss	Cutlos-s	Target
1	MBB	27/4/2015	13.8	14.3	-2.7%	3.6%	12.7	16.5
2	VIC	7/7/2014	38.0	42.5	-0.7%	12.0%	34.2	57.3
3	FPT	12/1/2015	41.5	46.9	0.4%	13.0%	37.4	58.0
4	DHC	14/1/2014	21.5	25.9	0.4%	20.5%	19.8	26.0
5	HT1	9/6/2015	22.9	25.6	0.4%	11.8%	20.7	26.8
6	NTL	9/6/2015	11.8	14.5	-3.3%	22.9%	10.9	15.4
7	PLC	15/9/2015	31.7	36.1	3.4%	13.9%	28.5	38.0
8	CMG	19/10/2015	14.7	15.3	4.8%	4.1%	13.4	17.5
9	HHS	22/10/2015	18.5	18.5		0.0%	17.2	22.2
<b>Average</b>					<b>0.3%</b>	<b>11.3%</b>		

Source: BSC Research

**CANSLIM portfolio:** Buy HHS

## Market statistics

### Top 5 leaders on the HSX

Ticker	Price	% Chg	Index pt	Volume
VCB	46.2	1.32	0.826	360190
VIC	42.5	1.92	0.763	478920
VNM	114	0.88	0.62	496060
STB	14.4	2.13	0.192	751460
BVH	57.5	0.88	0.176	323980

### Top 5 laggards on the HSX

Ticker	Price	% Chg	Index pt	Volume
HAG	14.4	-1.37	-0.082	1.42MLN
VSH	14.8	-2.63	-0.043	44140
HT1	25.6	-0.78	-0.033	40490
BIC	23.8	-2.86	-0.028	187940
BMP	122	-0.81	-0.023	53170

### Top 5 gainers on the HSX

Ticker	Price	% Chg	Index pt	Volume
PTK	1.1	10	0.001	82140
VLV	1.5	7.14	0.001	1320
SFC	21.4	7	0.008	15250
GSP	15.4	6.94	0.015	495930
SRC	31	6.9	0.021	376310

### Top 5 losers on the HSX

Ticker	Price	% Chg	Index pt	Volume
PXI	6.5	-14.47	-0.017	72990
GTT	1.2	-7.69	-0.002	64230
VMD	25.2	-6.67	-0.008	126750
VOS	2.8	-6.67	-0.014	8950
KSH	5.8	-6.45	-0.006	344660

Source: Bloomberg, BSC Research

### Top 5 leaders on the HNX

Ticker	Price	% Chg	Index pt	Volume
ACB	20.8	1.46	0.157	176000
PVS	22.6	1.35	0.075	1.55MLN
SHB	6.8	1.49	0.05	1.34MLN
VCS	53	2.91	0.044	124300
VND	13.4	3.88	0.043	1.05MLN

### Top 5 laggards on the HNX

Ticker	Price	% Chg	Index pt	Volume
	58.6	-4.09	-0.087	160100
BTS	7.5	-5.06	-0.024	7600
PVX	3.1	-3.13	-0.022	1.04MLN
TH1	24.4	-9.96	-0.019	25500
PHP	22	-0.45	-0.018	7500

### Top 5 gainers on the HNX

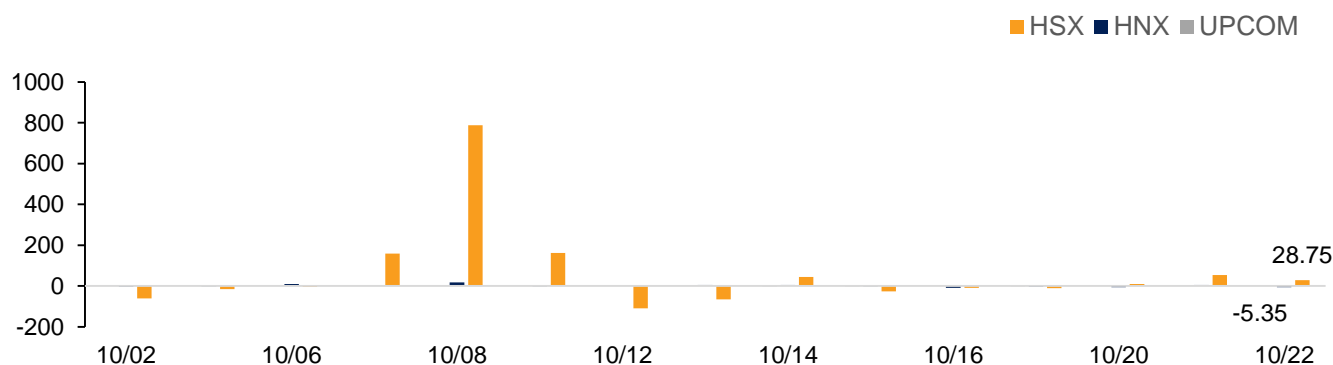
Ticker	Price	% Chg	Index pt	Volume
PPP	9.9	10	0.002	100
L14	39.7	9.97	0.006	13000
D11	12.2	9.91	0.003	100
BXH	12.3	9.82	0.002	100
V21	5.6	9.8	0	100

### Top 5 losers on the HNX

Ticker	Price	% Chg	Index pt	Volume
TH1	24.4	-9.96	-0.019	25500
ONE	9.1	-9.9	-0.003	31100
DID	4.6	-9.8	-0.002	10100
NHA	9.3	-9.71	-0.005	100
KMT	5.8	-9.38	-0.004	500

Exhibit 3

### Foreign transaction



Source: HSX, HNX, BSC Research

## Disclosure

*The information, statements, forecasts and projections contained herein, including any expression of opinion, are based upon sources believed to be reliable but their accuracy completeness or correctness are not guaranteed. Expressions of opinion herein were arrived at after due and careful consideration and they were based upon the best information then known to us, and in our opinion are fair and reasonable in the circumstances prevailing at the time. Expressions of opinion contained herein are subject to change without notice. This document is not, and should not be construed as, an offer or the solicitation of an offer to buy or sell any securities. BSC and other companies in the BSC and/or their officers, directors and employees may have positions and may affect transactions in securities of companies mentioned herein and may also perform or seek to perform investment banking services for these companies. This document is for private circulation only and is not for publication in the press or elsewhere. BSC accepts no liability whatsoever for any direct or consequential loss arising from any use of this or its content. The use of any information, statements forecasts and projections contained herein shall be at the sole discretion and risk of the user. No part of this material may be (i) copied, photocopied or duplicated in any form by any mean or (ii) redistributed without the prior written consent of BIDV Securities Company (BSC).*

**BSC Headquarters**

BIDV Tower, 10th & 11th Floor  
35 Hang Voi, Hoan Kiem, Hanoi  
Tel: +84 4 3935 2722  
Fax: +84 4 2220 0669

**Ho Chi Minh City Office**

146 Nguyen Cong Tru St, 9th Floor  
District 1, HCMC  
Tel: +84 8 3821 8885  
Fax: +84 8 3821 8510

<http://www.bsc.com.vn>

Bloomberg: BSCV <GO>

