



Mon, October 26, 2015

## Vietnam Daily Monitor

### Foreign investors keep buying

BSC's Forecast on the stock market

	Negative	Neutral	Positive
Day 27/10/2015			•
Week 26/10-30/10/2015			•
Month 10/2015			•

### Summary

Increasing in almost trading time, two main stock indices unexpectedly declined and closed in the red at the close. Yet, this is a slight correction with unconsiderable change of trading value. Foreign investors remained buying for the 5th consecutive session on the HSX and the 2nd consecutive session on HNX.

### Recommendation

Today's session is the retesting session for the market sentiment. The general trend of the index is still accumulating; VN-Index is likely to fluctuate around 600 points in the next session.

Investors should maintain the proportion of stocks at a reasonable level, take profit in gaining session and increase stock weight in the declining session.

## BSC RESEARCH

### Head of Research

**Tran Thang Long**  
longtt@bsc.com.vn

### Macro & Market Team

**Bui Nguyen Khoa**  
khoabn@bsc.com.vn

**Vu Thanh Phong**  
phongvt@bsc.com.vn

**Do Nam Tung**  
tungdn@bsc.com.vn

**Nguyen Quoc Truong**  
truongnq@bsc.com.vn

**VN-INDEX** **598.61**  
Value: 1832.56 bil **-3.13 (-0.52%)**  
Foreigners (net): VND 46.28 bil

**HNX-INDEX** **81.47**  
Value: 487.02 bil **-0.08 (-0.1%)**  
Foreigners (net): VND 9.93 bil

**UPCOM-INDEX** **54**  
Value 21.2 bil **0.01 (0.02%)**  
Foreigners (net): VND 0.36278 bil

### Macro indicators

	Value	% Chg
Crude oil	44.9	0.6%
Gold	1,166	0.1%
USDVND	22,305	0.0%
EURVND	24,610	0.2%
JPYVND	18,422	0.3%
1-month Interbank ra	3.4%	-
5yr VN Treasury Yiel	6.7%	-

Source: Bloomberg, BSC Research

### Content

Market highlights	2
Stock recommendations	3
Market statistics	4

This report must be read with the Disclosure, located at the end of this report.

---

**Nguyen Quoc Truong**
*Research Analyst*

truongnq@bsc.com.vn

---

## Market highlights

VN-Index declined slightly and closed below 600 points.

Foreign investors continued to be net buyers on the HSX.

Some stocks surging significantly in both price and volume are PIV (+ 8%), LGC (+ 6.8%), TLH (+ 6.4%) and DHM (+ 6.3%).

## Recommendations

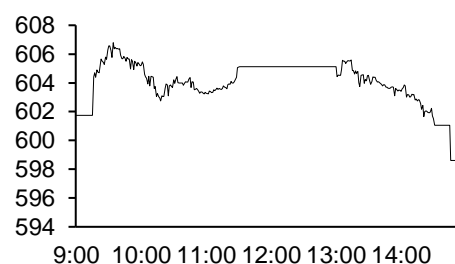
In the previous session, VIC and BVH helped the VN-Index exceed 600 points. Today, these shares could not retain such a strong rally, which partly caused index closed back below 600. Recently, the market rose thanks to the lead of some Bluechips (VM, BVH, VIC and VCB), and when they stop climbing, the market also decline immediately. This shows that the spread in the market is still low. Therefore, VN-Index is likely to continue fluctuating around 600 points. It would not be easy for VN-Index to break up significantly unless there are positive news supporting significantly for the market.

Investors continue to maintain a balanced ratio between shares and cash in the portfolio, consider increasing the proportion of shares in the down sessions.

Exhibit 1

**VN-Index Intraday**


---

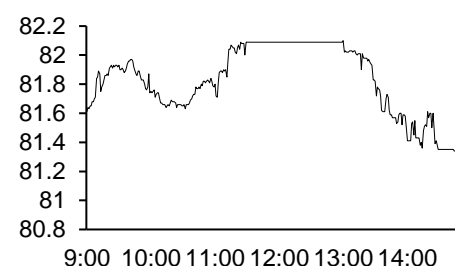


Source: Bloomberg, BSC Research

Exhibit 2

**HNX-Index Intraday**


---



Source: Bloomberg, BSC Research

Exhibit 3

**Top 5 volume leaders**

Ticker	Volume	Price	% Chg
CII	4.6	24.1	0.84
HAG	4.52	14.5	0
HHS	3.36	17.8	-2.2
TSC	2.81	11.9	4.39
OGC	2.72	2.5	4.17

Source: Bloomberg, BSC Research

Exhibit 4

**Foreign transaction**

Top buy	Value	Top sell	Value
HT1	11	VIC	14.9
NT2	10.85	SSI	7.6
BVH	8.66	MSN	6.7
VCB	8.2	BIC	2.8
PVS	4.9	NTP	2.1

Source: BSC Research

## Stock recommendations

### Short-term portfolio

No.	Ticker	Date	Buy price	Curr-ent price	Perform-ance	Recommen-dation	Cutlo-ss	Targ-et
1	SHI	20/8/2015	10.5	13.5	28.6%	Hold	9.8	15
2	BVH	3/9/2015	43.8	60	37.0%	Hold	40.3	62
3	VCB	3/9/2015	41.6	46.7	12.3%	Hold	38.3	47.8
4	DPM	7/9/2015	30.4	32.6	7.2%	Hold	28.3	35
5	NCT	7/9/2015	114	130	14.0%	Hold	106	142
6	CMS	19/10/2015	10	10.1	1.0%	Hold	9.3	11
7	SD5	19/10/2015	13.6	13.5	-0.7%	Hold	12.5	15
8	HLD	26/10/2015	16.7	16.7	0.0%	Buy	15.5	18.5
9	PVS	26/10/2015	22.6	22.5	-0.4%	Buy	21	25
<b>Average</b>					<b>11.0%</b>			

Source: BSC Research

**Short-term portfolio:** Buy  
HLD, PVS

### CANSLIM portfolio

No.	Ticker	Date	Buy price	Current price	1w performance	Unreali-zed gain/ loss	Cutlos-s	Target
1	MBB	27/4/2015	13.8	14.2	-1.4%	2.9%	12.7	16.5
2	VIC	7/7/2014	38.0	44.5	0.2%	17.2%	34.2	57.3
3	FPT	12/1/2015	41.5	47.6	1.1%	14.7%	37.4	58.0
4	DHC	14/1/2014	21.5	25.6	-1.2%	19.1%	19.8	26.0
5	HT1	9/6/2015	22.9	26.4	1.5%	15.3%	20.7	26.8
6	NTL	9/6/2015	11.8	14.8	0.0%	25.4%	10.9	15.4
7	PLC	15/9/2015	31.7	37	2.5%	16.7%	28.5	38.0
8	CMG	19/10/2015	14.7	15.3	0.7%	4.1%	13.4	17.5
9	HHS	22/10/2015	18.5	17.8	-2.2%	-3.8%	17.2	22.2
10	DXG	26/10/2015	19.8	19.5	-1.5%	-1.5%	18.2	23.8
<b>Average</b>					<b>0.0%</b>	<b>11.0%</b>		

Source: BSC Research

**CANSLIM portfolio:** Buy DXG

## Market statistics

### Top 5 leaders on the HSX

Ticker	Price	% Chg	Index pt	Volume
BVH	60	0.84	0.176	506040
LGC	25.2	6.78	0.159	637100
FPT	47.6	1.06	0.103	2.63MLN
NT2	27.1	2.65	0.099	1.78MLN
VIC	44.5	0.23	0.095	2.45MLN

### Top 5 laggards on the HSX

Ticker	Price	% Chg	Index pt	Volume
VNM	113	-1.74	-1.24	766000
BID	24.3	-1.22	-0.435	743780
CTG	20.9	-0.95	-0.385	1.46MLN
GAS	46.8	-0.64	-0.294	363720
VCB	46.7	-0.43	-0.275	758050

### Top 5 gainers on the HSX

Ticker	Price	% Chg	Index pt	Volume
VNH	1.2	9.09	0	1900
ELC	21.6	6.93	0.03	356880
HOT	29.7	6.83	0.008	140
SZL	21.9	6.83	0.014	181650
LGC	25.2	6.78	0.159	637100

### Top 5 losers on the HSX

Ticker	Price	% Chg	Index pt	Volume
KTB	1	-9.09	-0.002	56540
PTC	8.2	-6.82	-0.006	11160
BHS	18	-6.74	-0.042	1.09MLN
VLV	1.4	-6.67	-0.001	90
RIC	11.5	-6.5	-0.008	2730

Source: Bloomberg, BSC Research

### Top 5 leaders on the HNX

Ticker	Price	% Chg	Index pt	Volume
PHP	22.8	5.07	0.201	76000
ACB	20.9	0.48	0.052	246700
SHB	6.9	1.47	0.05	4.52MLN
PVI	23	1.32	0.039	1.37MLN
PLC	37	2.49	0.035	388900

### Top 5 laggards on the HNX

Ticker	Price	% Chg	Index pt	Volume
	8	-9.09	-0.09	200
VCG	11.4	-1.72	-0.049	499400
PVS	22.5	-0.44	-0.025	936700
NTP	60.4	-1.15	-0.024	101600
BTS	7.6	-3.8	-0.018	700

### Top 5 gainers on the HNX

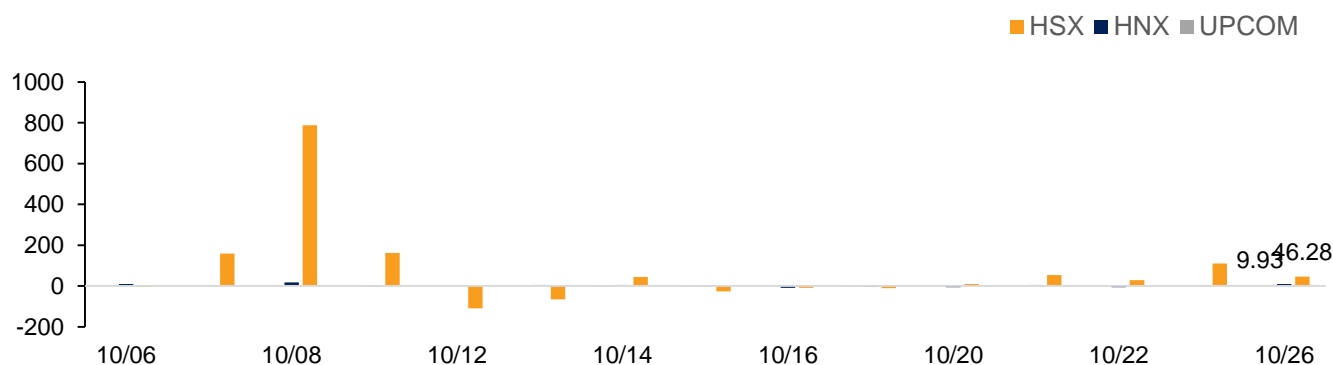
Ticker	Price	% Chg	Index pt	Volume
BED	20.9	10	0.003	200
DP3	22	10	0.006	100
TV2	45.6	9.88	0.01	22400
QHD	37	9.79	0.008	700
HGM	40.5	9.76	0.025	100

### Top 5 losers on the HNX

Ticker	Price	% Chg	Index pt	Volume
C92	26.1	-10	-0.009	200
ONE	9.1	-9.9	-0.003	31100
DID	4.6	-9.8	-0.002	10100
NHA	9.3	-9.71	-0.005	100
KMT	5.8	-9.38	-0.004	500

Exhibit 3

### Foreign transaction



Source: HSX, HNX, BSC Research

## Disclosure

*The information, statements, forecasts and projections contained herein, including any expression of opinion, are based upon sources believed to be reliable but their accuracy completeness or correctness are not guaranteed. Expressions of opinion herein were arrived at after due and careful consideration and they were based upon the best information then known to us, and in our opinion are fair and reasonable in the circumstances prevailing at the time. Expressions of opinion contained herein are subject to change without notice. This document is not, and should not be construed as, an offer or the solicitation of an offer to buy or sell any securities. BSC and other companies in the BSC and/or their officers, directors and employees may have positions and may affect transactions in securities of companies mentioned herein and may also perform or seek to perform investment banking services for these companies. This document is for private circulation only and is not for publication in the press or elsewhere. BSC accepts no liability whatsoever for any direct or consequential loss arising from any use of this or its content. The use of any information, statements forecasts and projections contained herein shall be at the sole discretion and risk of the user. No part of this material may be (i) copied, photocopied or duplicated in any form by any mean or (ii) redistributed without the prior written consent of BIDV Securities Company (BSC).*

**BSC Headquarters**

BIDV Tower, 10th & 11th Floor  
35 Hang Voi, Hoan Kiem, Hanoi  
Tel: +84 4 3935 2722  
Fax: +84 4 2220 0669

**Ho Chi Minh City Office**

146 Nguyen Cong Tru St, 9th Floor  
District 1, HCMC  
Tel: +84 8 3821 8885  
Fax: +84 8 3821 8510

<http://www.bsc.com.vn>

Bloomberg: BSCV <GO>

