



Thu, October 29, 2015

## Vietnam Daily Monitor

### Need to retest 600 points

BSC's Forecast on the stock market

	Negative	Neutral	Positive
Day 30/10/2015			•
Week 26/10-30/10/2015			•
Month 10/2015			•

### Summary

The market reacted positively after the unchanged FED rate yesterday. Besides, oil price soaring that supported the market sentiment. The highlight today is the increase of Vinamilk as well as other stocks in building materials, construction, and securities sector.

Foreign investors remained net sellers today.

### Recommendation

The short-term sentiment would remain positive. However, VN-Index has exceeded 600 points, hence, it could return to the accumulation status anytime if there is no supporting information anymore. The mid-term trend is still positive.

Investors should maintain the proportion of stocks at a reasonable level, take profit in gaining session and increase stock weight in the declining session.

#### BSC RESEARCH

##### Head of Research

**Tran Thang Long**  
longtt@bsc.com.vn

##### Macro & Market Team

**Bui Nguyen Khoa**  
khoabn@bsc.com.vn

**Vu Thanh Phong**  
phongvt@bsc.com.vn

**Do Nam Tung**  
tungdn@bsc.com.vn

**Nguyen Quoc Truong**  
truongnq@bsc.com.vn

**VN-INDEX** **605.20**  
Value: 2022.31 bil **8.96 (1.5%)**  
Foreigners (net): -VND 69.61 bil

**HNX-INDEX** **82.01**  
Value: 464.37 bil **0.79 (0.97%)**  
Foreigners (net): VND 7.93 bil

**UPCOM-INDEX** **52.73**  
Value 13.66 bil **-0.26 (-0.49%)**  
Foreigners (net): VND 0.776 bil

#### Macro indicators

	Value	% Chg
Crude oil	45.5	-0.9%
Gold	1,160	0.3%
USDVND	22,315	-0.1%
EURVND	24,479	0.4%
JPYVND	18,469	0.2%
1-month Interbank ra	3.2%	-
5yr VN Treasury Yiel	6.7%	-

Source: Bloomberg, BSC Research

#### Content

Market highlights	2
Technical views	3
Stock recommendations	4
Market statistics	5

This report must be read with the Disclosure, located at the end of this report.

**Nguyen Quoc Truong**
*Research Analyst*

truongnq@bsc.com.vn

## Market highlights

Two indices rose sharply, VN-Index closed at above 600 points.

VNM was the market leader today.

Some stocks increasing significantly on both price and volume in the today trading session are NTP (+ 8.2%), PAC (+7%), PGI (+6.9%) and KSB (+6.8%).

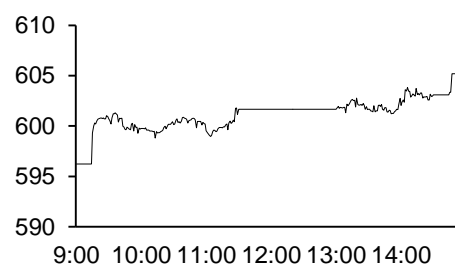
## Recommendations

Market consensus has increased when many fundamental stocks rose quite well, including the Securities, Construction and Building materials shares. Positive impacts from oil price as well as Fed partly created good sentiment for investors. However, these are positive factors in the short term; and if the market does not receive any other significant kick, it would be more likely to return trading sideways.

As previously mentioned, the market currently does not have too much pressure from the negative factors. Therefore, it will most likely not to fall so deep. The correction phases, if any, are likely just caused by short-term profit takings.

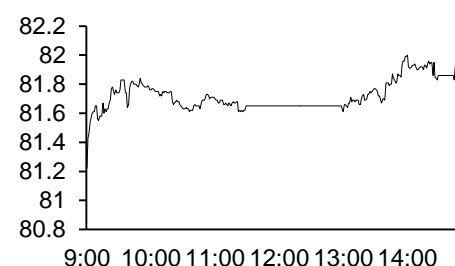
Investors should continue to maintain the proportion of shares at a moderate level on the portfolio and may riskily take additional position in down sessions.

Exhibit 1

**VN-Index Intraday**


Source: Bloomberg, BSC Research

Exhibit 2

**HNX-Index Intraday**


Source: Bloomberg, BSC Research

Exhibit 3

**Top 5 volume leaders**

Ticker	Volume	Price	% Chg
HQC	5.22	6.7	1.52
VIC	3.77	46	3.6
SBT	3.62	15.6	1.3
HAG	3.59	14	0
ITA	3.28	6.5	0

Source: Bloomberg, BSC Research

Exhibit 4

**Foreign transaction**

Top buy	Value	Top sell	Value
DCM	4.2	HSG	24.1
SBT	3.8	MSN	15.95
HAG	3.4	PVD	9.2
BID	3.2	NT2	8.4
BID	3.2	DBC	0.9

Source: BSC Research

**Nguyen Quoc Truong**

Research Analyst

truongnq@bsc.com.vn

## Technical views

Trend indicator MACD shows that the market is in the uptrend. RSI momentum indicator is now approaching the overbought zone of 70, which indicates that increasing momentum of VN-Index is quite good.

*600 pts has now become a support levels of VN-Index, and new resistance of this index is 613 points, or 78.6% level of 511-640 Fibonacci Retracement.*



## Stock recommendations

### Short-term portfolio

No.	Ticker	Date	Buy price	Current price	Performance	Recommendation	Cutloss	Target
1	SHI	20/8/2015	10.5	13.9	32.4%	Hold	9.8	15
2	BVH	3/9/2015	43.8	60	37.0%	Hold	40.3	62
3	VCB	3/9/2015	41.6	46.7	12.3%	Hold	38.3	47.8
4	DPM	7/9/2015	30.4	32.7	7.6%	Hold	28.3	35
5	NCT	7/9/2015	114	135	18.4%	Hold	106	142
6	CMS	19/10/2015	10	10.1	1.0%	Hold	9.3	11
7	SD5	19/10/2015	13.6	13.3	-2.2%	Hold	12.5	15
8	HLD	26/10/2015	16.7	17.5	4.8%	Hold	15.5	18.5
9	PVS	26/10/2015	22.6	21.9	-3.1%	Hold	21	25
<b>Average</b>					<b>12.0%</b>			

Source: BSC Research

### CANSLIM portfolio

No.	Ticker	Date	Buy price	Current price	1w performance	Unrealized gain/ loss	Cutloss	Target
1	MBB	27/4/2015	13.8	14	-2.8%	1.4%	12.7	16.5
2	VIC	7/7/2014	38.0	46	3.6%	21.2%	34.2	57.3
3	FPT	12/1/2015	41.5	49.3	4.7%	18.8%	37.4	58.0
4	DHC	14/1/2014	21.5	25.6	-1.2%	19.1%	19.8	26.0
5	HT1	9/6/2015	22.9	25.8	-0.8%	12.7%	20.7	26.8
6	NTL	9/6/2015	11.8	14.5	-2.0%	22.9%	10.9	15.4
7	PLC	15/9/2015	31.7	39.7	10.0%	25.2%	28.5	38.0
8	CMG	19/10/2015	14.7	15.2	0.0%	3.4%	13.4	17.5
9	HHS	22/10/2015	18.5	18.4	1.1%	-0.5%	17.2	22.2
10	DXG	26/10/2015	19.8	19.6	-1.0%	-1.0%	18.2	23.8
<b>Average</b>					<b>1.2%</b>	<b>12.3%</b>		

Source: BSC Research

## Market statistics

### Top 5 leaders on the HSX

Ticker	Price	% Chg	Index pt	Volume
VNM	119	4.39	3.103	1.15MLN
VIC	46	3.6	1.529	3.77MLN
BVH	60	4.35	0.879	196080
VCB	46.7	1.3	0.827	758130
GAS	46.7	0.86	0.392	460190

### Top 5 ladders on the HSX

Ticker	Price	% Chg	Index pt	Volume
MSN	73.5	-0.68	-0.193	630820
CTD	124	-3.88	-0.112	54740
PDR	12.1	-6.92	-0.094	548720
SII	31.4	-6.82	-0.069	10
HT1	25.8	-1.53	-0.066	21530

### Top 5 gainers on the HSX

Ticker	Price	% Chg	Index pt	Volume
GTT	1.1	10	0.002	36010
PAC	32.4	6.93	0.034	571220
DCL	23.2	6.91	0.016	121940
SSC	48.1	6.89	0.024	820
PGI	17.1	6.88	0.04	217120

### Top 5 losers on the HSX

Ticker	Price	% Chg	Index pt	Volume
KTB	1	-9.09	-0.002	113280
VNH	1.1	-8.33	0	21170
VLF	1.2	-7.69	-0.001	420
PDR	12.1	-6.92	-0.094	548720
SII	31.4	-6.82	-0.069	10

Source: Bloomberg, BSC Research

### Top 5 leaders on HNX

Ticker	Price	% Chg	Index pt	Volume
NTP	64.9	8.17	0.17	185700
PHP	24.7	2.92	0.128	254000
PVI	24.1	3.88	0.118	891500
ACB	20.8	0.97	0.105	204900
PVS	21.9	1.86	0.1	2.35MLN

### Top 5 ladders on the HNX

Ticker	Price	% Chg	Index pt	Volume
	40.1	-9.89	-0.031	100
PVX	3	-3.23	-0.022	660900
NVB	6.6	-1.49	-0.017	102600
HHC	28.4	-9.55	-0.014	1700
IDV	44.9	-4.47	-0.009	9800

### Top 5 gainers on the HNX

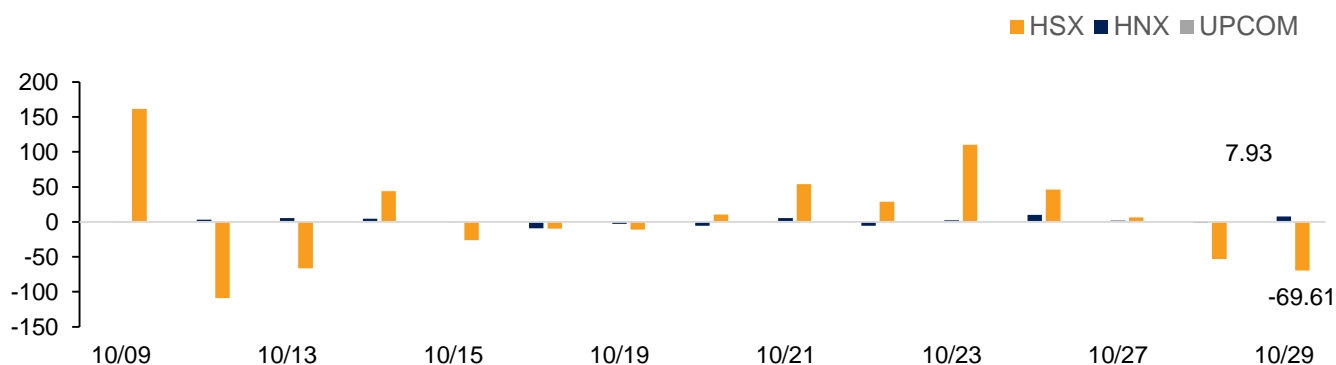
Ticker	Price	% Chg	Index pt	Volume
BED	27.6	9.96	0.004	15100
VBC	45.4	9.93	0.007	4700
NBP	16.8	9.8	0.011	100
MNC	9	9.76	0.004	192500
HKB	17.2	9.55	0.017	195600

### Top 5 losers on the HNX

Ticker	Price	% Chg	Index pt	Volume
TKU	8.1	-10	-0.002	100
ONE	9.1	-9.9	-0.003	31100
DID	4.6	-9.8	-0.002	10100
NHA	9.3	-9.71	-0.005	100
KMT	5.8	-9.38	-0.004	500

Exhibit 3

### Foreign transaction



Source: HSX, HNX, BSC Research

## Disclosure

*The information, statements, forecasts and projections contained herein, including any expression of opinion, are based upon sources believed to be reliable but their accuracy completeness or correctness are not guaranteed. Expressions of opinion herein were arrived at after due and careful consideration and they were based upon the best information then known to us, and in our opinion are fair and reasonable in the circumstances prevailing at the time. Expressions of opinion contained herein are subject to change without notice. This document is not, and should not be construed as, an offer or the solicitation of an offer to buy or sell any securities. BSC and other companies in the BSC and/or their officers, directors and employees may have positions and may affect transactions in securities of companies mentioned herein and may also perform or seek to perform investment banking services for these companies. This document is for private circulation only and is not for publication in the press or elsewhere. BSC accepts no liability whatsoever for any direct or consequential loss arising from any use of this or its content. The use of any information, statements forecasts and projections contained herein shall be at the sole discretion and risk of the user. No part of this material may be (i) copied, photocopied or duplicated in any form by any mean or (ii) redistributed without the prior written consent of BIDV Securities Company (BSC).*

### **BSC Headquarters**

BIDV Tower, 10th & 11th Floor

35 Hang Voi, Hoan Kiem, Hanoi

Tel: +84 4 3935 2722

Fax: +84 4 2220 0669

### **Ho Chi Minh City Office**

146 Nguyen Cong Tru St, 9th Floor

District 1, HCMC

Tel: +84 8 3821 8885

Fax: +84 8 3821 8510

<http://www.bsc.com.vn>

Bloomberg: BSCV <GO>

