



Fri, October 30, 2015

Vietnam Daily Monitor

The market is having a consensus of gain

BSC's Forecast on the stock market

	Negative	Neutral	Positive
Day 2/11/2015			•
Week 2/11-6/11/2015			•
Month 10/2015			•

Summary

Trading activities on Friday were relatively balanced. Bank stocks supported the market. The index continued to accumulate with a slight increase.

The positive point is the net purchase of foreign investors, with a significant amount on HSX.

Recommendation

Market's short term momentum continue to be strengthened. The medium-term remained positive. In the next sessions, in case there is no influential information, the index will continue to consolidate at the current price level.

Investors should maintain the proportion of stocks at a reasonable level, taking profit in increasing sessions and increasing stock proportion during decreasing ones.

BSC RESEARCH

Head of Research

Tran Thang Long
longtt@bsc.com.vn

Macro & Market Team

Bui Nguyen Khoa
khoabn@bsc.com.vn

Vu Thanh Phong
phongvt@bsc.com.vn

Do Nam Tung
tungdn@bsc.com.vn

Nguyen Quoc Truong
truongnq@bsc.com.vn

VN-INDEX **607.37**
Value: 1541.41 bil **2.17 (0.36%)**
Foreigners (net): VND 91.9 bil

HNX-INDEX **82.23**
Value: 386.13 bil **0.22 (0.27%)**
Foreigners (net): VND 4.04 bil

UPCOM-INDEX **52.41**
Value 14.36 bil **-0.32 (-0.61%)**
Foreigners (net): VND 0.587 bil

Macro indicators

	Value	% Chg
Crude oil	45.9	-0.3%
Gold	1,149	0.2%
USDVND	22,305	-0.1%
EURVND	24,563	0.2%
JPYVND	18,510	0.4%
1-month Interbank ra	3.2%	-
5yr VN Treasury Yiel	6.6%	-

Source: Bloomberg, BSC Research

Content

Market highlights	2
Stock recommendations	3
Market statistics	4

This report must be read with the Disclosure, located at the end of this report.

Nguyen Quoc Truong
Research Analyst

truongnq@bsc.com.vn

Market highlights

OGC continually traded actively with over 16 million shares of bid volume in ceiling price.

The market breadth was fairly balanced with 228 advancers / 215 losers on both exchanges.

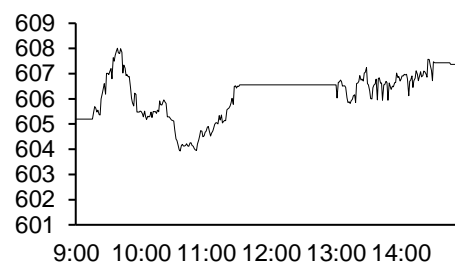
Some stocks surging significantly in both price and volume are SHN (+ 10%), AAA (+ 9.7%), VKC (+ 9%) and HVA (+ 8.6%).

Recommendations

In recent sessions, the market is alternately led by several large-cap stocks such as VIC, BVH and VCB, which help investor's sentiment become more positive. Besides, the important stocks such as real estate, construction and building materials (steel, brick and stone) also alternately gains. Therefore, it can be seen that the market movement is still quite good. Therefore, if some risks such as strong selling of foreign investors or political risk disappear, the more likely the market will successfully test 600 pts and continue to go up slightly.

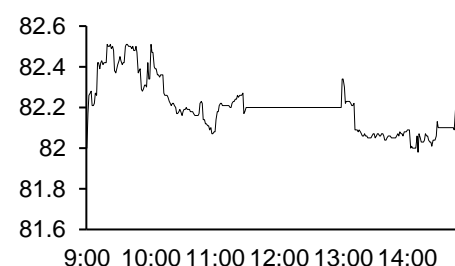
Investors should only buy share in the down sessions, not chase high prices and continually maintain a moderate proportion of stocks in portfolios.

Exhibit 1

VN-Index Intraday


Source: Bloomberg, BSC Research

Exhibit 2

HNX-Index Intraday


Source: Bloomberg, BSC Research

Exhibit 3

Top 5 volume leaders

Ticker	Volume	Price	% Chg
FIT	6.52	10.4	4
HAI	3.5	6	-1.64
DLG	3.22	8.2	2.5
ITA	3.17	6.5	0
HQC	2.56	6.6	-1.49

Source: Bloomberg, BSC Research

Exhibit 4

Foreign transaction

Top buy	Value	Top sell	Value
NAF	53.4	VIC	16.3
SSI	22.5	CTG	9
PVD	17	SBT	7.8
VCB	16.5	KDC	7
VKC	1.6	PVS	1.6

Source: BSC Research

Stock recommendations

Short-term portfolio

No.	Ticker	Date	Buy price	Current price	Performance	Recommendation	Cutloss	Target
1	SHI	20/8/2015	10.5	13.6	29.5%	Hold	9.8	15
2	BVH	3/9/2015	43.8	61	39.3%	Hold	40.3	62
3	VCB	3/9/2015	41.6	47.7	14.7%	Hold	38.3	47.8
4	DPM	7/9/2015	30.4	33.1	8.9%	Hold	28.3	35
5	NCT	7/9/2015	114	135	18.4%	Hold	106	142
6	CMS	19/10/2015	10	10	0.0%	Hold	9.3	11
7	SD5	19/10/2015	13.6	13.5	-0.7%	Hold	12.5	15
8	HLD	26/10/2015	16.7	17.3	3.6%	Hold	15.5	18.5
9	PVS	26/10/2015	22.6	21.6	-4.4%	Hold	21	25
Average					12.1%			

Source: BSC Research

CANSLIM portfolio

No.	Ticker	Date	Buy price	Current price	1w performance	Unrealized gain/ loss	Cutloss	Target
1	MBB	27/4/2015	13.8	14.4	0.0%	4.3%	12.7	16.5
2	VIC	7/7/2014	38.0	45.5	2.5%	19.9%	34.2	57.3
3	FPT	12/1/2015	41.5	49.3	4.7%	18.8%	37.4	58.0
4	DHC	14/1/2014	21.5	26.1	0.8%	21.4%	19.8	26.0
5	HT1	9/6/2015	22.9	25.8	-0.8%	12.7%	20.7	26.8
6	NTL	9/6/2015	11.8	14.7	-0.7%	24.6%	10.9	15.4
7	PLC	15/9/2015	31.7	39.2	8.6%	23.7%	28.5	38.0
8	CMG	19/10/2015	14.7	15.3	0.7%	4.1%	13.4	17.5
9	HHS	22/10/2015	18.5	18.1	-0.5%	-2.2%	17.2	22.2
10	DXG	26/10/2015	19.8	19.7	-0.5%	-0.5%	18.2	23.8
Average					1.5%	12.7%		

Source: BSC Research

Market statistics

Top 5 leaders on the HSX

Ticker	Price	% Chg	Index pt	Volume
VCB	47.7	2.14	1.378	1.71MLN
HNG	30.1	6.74	0.696	218730
BVH	61	1.67	0.352	468240
MBB	14.4	2.86	0.331	2.16MLN
MSN	74	0.68	0.193	241610

Top 5 laggards on the HSX

Ticker	Price	% Chg	Index pt	Volume
VNM	118	-0.84	-0.621	592790
VIC	45.5	-1.09	-0.478	1.87MLN
CTG	20.8	-0.48	-0.192	1.75MLN
BID	24.1	-0.41	-0.145	444740
NT2	26.5	-1.85	-0.071	552360

Top 5 gainers on the HSX

Ticker	Price	% Chg	Index pt	Volume
KTB	1.1	10	0.002	61690
PTK	1.1	10	0.001	16430
VLF	1.3	8.33	0.001	20
SAV	10.8	6.93	0.004	10
DCL	24.8	6.9	0.017	153330

Top 5 losers on the HSX

Ticker	Price	% Chg	Index pt	Volume
PTC	8.2	-6.82	-0.006	180
SVC	34.2	-6.81	-0.032	258480
HAX	22	-6.78	-0.009	106040
MDG	5.6	-6.67	-0.002	6020
PXI	5.7	-6.56	-0.006	103890

Source: Bloomberg, BSC Research

Top 5 leaders on HNX

Ticker	Price	% Chg	Index pt	Volume
OCH	9.2	9.52	0.09	100
CHP	21.9	5.8	0.085	615400
PVI	24.5	1.66	0.052	620000
SHB	6.8	1.49	0.05	857100
PTI	27.4	3.79	0.045	532100

Top 5 laggards on the HNX

Ticker	Price	% Chg	Index pt	Volume
	21.6	-1.37	-0.075	1.53MLN
VCS	61.8	-1.9	-0.036	105300
VCG	11.4	-0.87	-0.025	257100
BTS	8	-4.76	-0.024	11000
PLC	39.2	-1.26	-0.02	159200

Top 5 gainers on the HNX

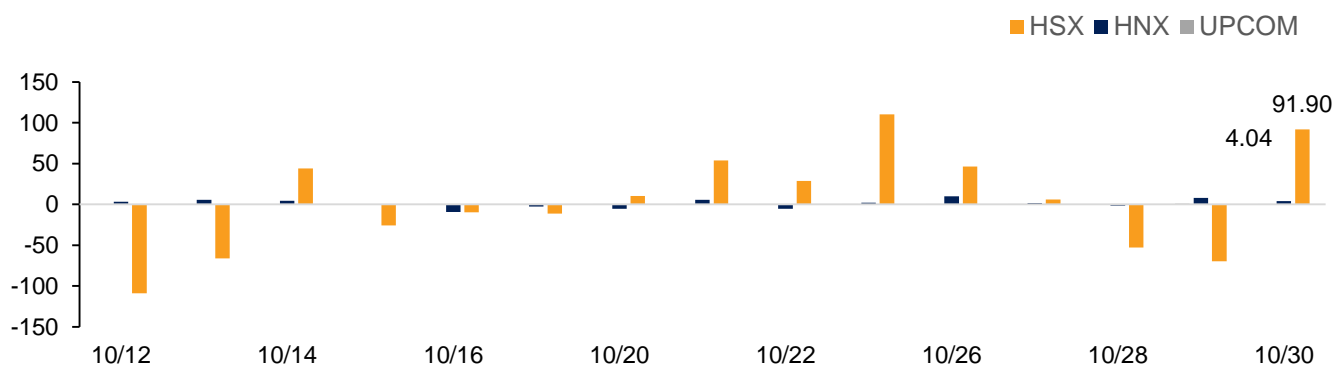
Ticker	Price	% Chg	Index pt	Volume
SHN	9.9	10	0.019	321800
VTC	5.5	10	0.001	3900
C92	28.7	9.96	0.008	100
AMC	23.6	9.77	0.003	3300
AAA	11.3	9.71	0.022	827500

Top 5 losers on the HNX

Ticker	Price	% Chg	Index pt	Volume
VC1	13.5	-10	-0.006	301100
ONE	9.1	-9.9	-0.003	31100
DID	4.6	-9.8	-0.002	10100
NHA	9.3	-9.71	-0.005	100
KMT	5.8	-9.38	-0.004	500

Exhibit 3

Foreign transaction



Source: HSX, HNX, BSC Research

Disclosure

The information, statements, forecasts and projections contained herein, including any expression of opinion, are based upon sources believed to be reliable but their accuracy completeness or correctness are not guaranteed. Expressions of opinion herein were arrived at after due and careful consideration and they were based upon the best information then known to us, and in our opinion are fair and reasonable in the circumstances prevailing at the time. Expressions of opinion contained herein are subject to change without notice. This document is not, and should not be construed as, an offer or the solicitation of an offer to buy or sell any securities. BSC and other companies in the BSC and/or their officers, directors and employees may have positions and may affect transactions in securities of companies mentioned herein and may also perform or seek to perform investment banking services for these companies. This document is for private circulation only and is not for publication in the press or elsewhere. BSC accepts no liability whatsoever for any direct or consequential loss arising from any use of this or its content. The use of any information, statements forecasts and projections contained herein shall be at the sole discretion and risk of the user. No part of this material may be (i) copied, photocopied or duplicated in any form by any mean or (ii) redistributed without the prior written consent of BIDV Securities Company (BSC).

BSC Headquarters

BIDV Tower, 10th & 11th Floor

35 Hang Voi, Hoan Kiem, Hanoi

Tel: +84 4 3935 2722

Fax: +84 4 2220 0669

Ho Chi Minh City Office

146 Nguyen Cong Tru St, 9th Floor

District 1, HCMC

Tel: +84 8 3821 8885

Fax: +84 8 3821 8510

<http://www.bsc.com.vn>

Bloomberg: BSCV <GO>

