



Mon, November 2, 2015

## Vietnam Daily Monitor

It's just a profit-taking session

### BSC's Forecast on the stock market

	Negative	Neutral	Positive
Day 3/11/2015	•		
Week 2/11-6/11/2015			•
Month 11/2015			•

### Summary

Rising in early morning, Vietnam stock indices suddenly dropped. At closing, all of them closed at the lowest price of the day, especially HNX-Index.

Foreigners were net sellers on the HSX, however their value trading which exclude the sale of HAG is still buying. They bought on both HNX and UPCOM exchanges.

### Recommendation

The market is still in a state of accumulation. It could decrease more due to the momentum of selling pressure. However, this decrease might dimming soon.

Investors should take profits gradually in the rally and increase stock weight in the down session.

### Stock recommendations

Short-term portfolio: Buy VND, SD9

CANSLIM portfolio: Buy CHP

## BSC RESEARCH

### Head of Research

Tran Thang Long

longtt@bsc.com.vn

### Macro & Market Team

Bui Nguyen Khoa

khoabn@bsc.com.vn

Vu Thanh Phong

phongvt@bsc.com.vn

Do Nam Tung

tungdn@bsc.com.vn

Nguyen Quoc Truong

truongnq@bsc.com.vn

### VN-INDEX 602.76

Value: 1807.55 bil

-4.61 (-0.76%)

Foreigners (net): -VND 32.13 bil

### HNX-INDEX 81.11

Value: 405.21 bil

-1.12 (-1.36%)

Foreigners (net): VND 7.74 bil

### UPCOM-INDEX 52.06

Value 13.08 bil

-0.35 (-0.67%)

Foreigners (net): VND 0.679 bil

### Macro indicators

	Value	% Chg
Crude oil	45.8	-1.6%
Gold	1,138	-0.4%
USDVND	22,295	-0.2%
EURVND	24,568	0.0%
JPYVND	18,489	-0.2%
1-month Interbank ra	3.4%	-
5yr VN Treasury Yiel	6.6%	-

Source: Bloomberg, BSC Research

### Content

Market highlights	2
Stock recommendations	3
Market statistics	4

This report must be read with the Disclosure, located at the end of this report.

## Nguyen Quoc Truong

Research Analyst

truongnq@bsc.com.vn

## Market highlights

VN-Index and HNX-Index dropped in the afternoon session and closed at their today lows.

Some shares which rose sharply in recent session like PIV, C32, OGC also fell significantly today.

Several stocks surging strongly in both price and volume are HVA (+ 9.5%), SHN (+ 9.1%), ACM (+ 8.8%) and BGM (+ 5%).

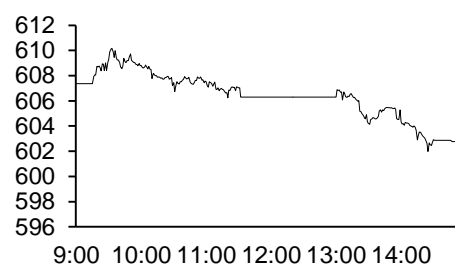
## Recommendations

As earlier mentioned, the VN-Index may retest the support level of 600 points after breaking up this level last week. The market corrected today mainly due to profit taking, and most of stocks rising sharply in recent sessions also declined. One good sign is that the blue-chips only decreased slightly. Therefore, the profit-taking may soon end and the market may not fall too deep.

Investors should gradually take profits and recover in down sessions.

Exhibit 1

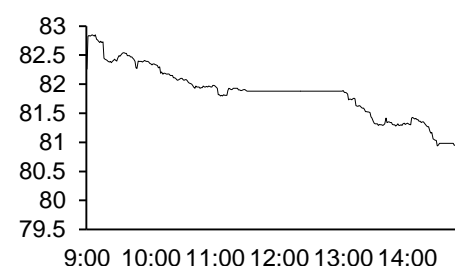
### VN-Index Intraday



Source: Bloomberg, BSC Research

Exhibit 2

### HNX-Index Intraday



Source: Bloomberg, BSC Research

Exhibit 3

### Top 5 volume leaders

Ticker	Volume	Price	% Chg
OGC	17.93	2.7	-6.9
FLC	7.19	7	0
DLG	4.14	8.5	3.66
ITA	3.6	6.4	-1.54
DXG	2.78	18.8	-4.57

Source: Bloomberg, BSC Research

Exhibit 4

### Foreign transaction

Top buy	Value	Top sell	Value
VCB	24.5	HAG	64.7
SSI	12.6	KDC	12.95
BID	5.4	HSG	9.95
HHS	4.96	MSN	6.1
PHP	2.2	ASA	0.2

Source: BSC Research

## Stock recommendations

### Short-term portfolio

No.	Ticker	Date	Buy price	Current price	Performance	Recommendation	Cutloss	Target
1	SHI	20/8/2015	10.5	13.3	26.7%	Hold	9.8	15
2	BVH	3/9/2015	43.8	59	34.7%	Hold	40.3	62
3	VCB	3/9/2015	41.6	47.7	14.7%	Hold	38.3	47.8
4	DPM	7/9/2015	30.4	32.9	8.2%	Hold	28.3	35
5	NCT	7/9/2015	114	135	18.4%	Hold	106	142
6	CMS	19/10/2015	10	9.9	-1.0%	Hold	9.3	11
7	SD5	19/10/2015	13.6	13.3	-2.2%	Hold	12.5	15
8	HLD	26/10/2015	16.7	17	1.8%	Hold	15.5	18.5
9	PVS	26/10/2015	22.6	21.7	-4.0%	Hold	21	25
10	VND	2/11/2015	13.6	13.6	0.0%	Buy	12.8	15
11	SD9	2/11/2015	13.6	13.6	0.0%	Buy	12.9	14.6
<b>Average</b>					<b>8.8%</b>			

Source: BSC Research

**Short-term portfolio:** Buy VND, SD9

### CANSLIM portfolio

No.	Ticker	Date	Buy price	Current price	1w performance	Unrealized gain/ loss	Cutloss	Target
1	MBB	27/4/2015	13.8	14.4	0.0%	4.3%	12.7	16.5
2	VIC	7/7/2014	38.0	45	-1.1%	18.5%	34.2	57.3
3	FPT	12/1/2015	41.5	49.5	0.4%	19.3%	37.4	58.0
4	DHC	14/1/2014	21.5	25.7	-1.5%	19.5%	19.8	26.0
5	HT1	9/6/2015	22.9	25.5	-1.2%	11.4%	20.7	26.8
6	NTL	9/6/2015	11.8	14.6	-0.7%	23.7%	10.9	15.4
7	PLC	15/9/2015	31.7	36.5	-6.9%	15.1%	28.5	38.0
8	CMG	19/10/2015	14.7	14.8	-3.3%	0.7%	13.4	17.5
9	HHS	22/10/2015	18.5	17.5	-3.3%	-5.4%	17.2	22.2
10	DXG	26/10/2015	19.8	18.8	-4.6%	-5.1%	18.2	23.8
11	CHP	2/11/2015	21.0	21		0.0%	20.1	26.3
<b>Average</b>					<b>-2.2%</b>	<b>9.3%</b>		

Source: BSC Research

**CANSLIM portfolio:** Buy CHP

## Market statistics

### Top 5 leaders on the HSX

Ticker	Price	% Chg	Index pt	Volume
HNG	31.1	3.32	0.366	255790
CTG	20.9	0.48	0.192	1.35MLN
KDC	23.8	2.15	0.066	1.35MLN
PDR	13.3	4.72	0.063	825170
FPT	49.5	0.41	0.041	2.79MLN

### Top 5 lagers on the HSX

Ticker	Price	% Chg	Index pt	Volume
BVH	59	-3.28	-0.703	155960
VNM	117	-0.85	-0.62	715500
VIC	45	-1.1	-0.478	1.11MLN
STB	13.2	-2.94	-0.257	356920
MSN	73.5	-0.68	-0.193	202820

### Top 5 gainers on the HSX

Ticker	Price	% Chg	Index pt	Volume
VNH	1.2	9.09	0	16510
VLF	1.4	7.69	0.001	20
BTT	42.8	7	0.015	10
HOT	31.5	6.78	0.008	440
NAF	31.7	6.73	0.031	211810

### Top 5 losers on the HSX

Ticker	Price	% Chg	Index pt	Volume
KSS	0.9	-10	-0.003	44800
KTB	1	-9.09	-0.002	219100
PTK	1	-9.09	-0.001	94760
SRC	29.3	-6.98	-0.023	130170
D2D	32.1	-6.96	-0.013	510

Source: Bloomberg, BSC Research

### Top 5 leaders on HNX

Ticker	Price	% Chg	Index pt	Volume
BTS	8.5	6.25	0.031	1500
PVS	21.7	0.46	0.025	956200
SHN	10.8	9.09	0.019	786200
SJE	32	6.67	0.013	11700
SDU	12.8	9.4	0.012	100

### Top 5 lagers on the HNX

Ticker	Price	% Chg	Index pt	Volume
	55.7	-9.87	-0.181	314800
NTP	59.8	-7.43	-0.166	144300
PHP	23.8	-3.25	-0.146	154300
PLC	36.5	-6.89	-0.106	461000
ACB	20.6	-0.96	-0.105	49200

### Top 5 gainers on the HNX

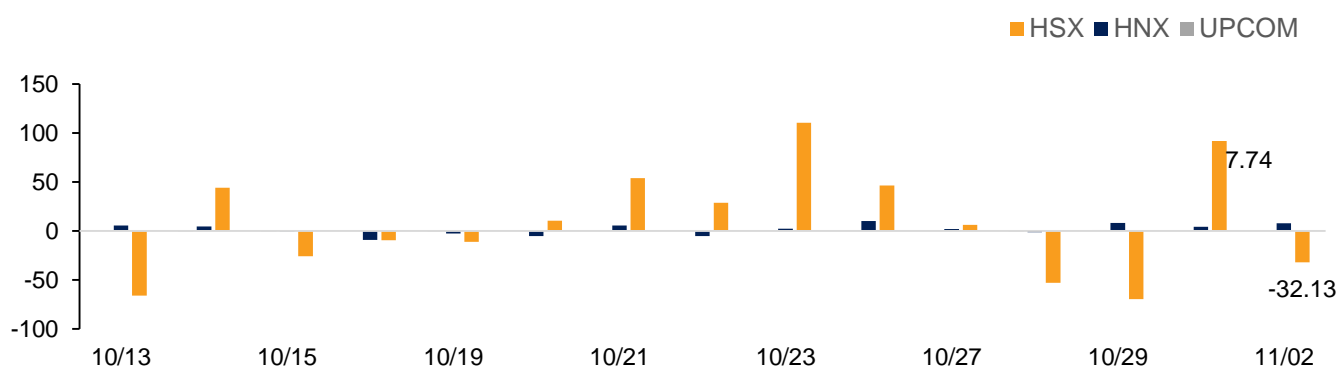
Ticker	Price	% Chg	Index pt	Volume
SDP	5.6	9.8	0.003	67800
AMC	25.9	9.75	0.004	2700
NHC	27.1	9.72	0.004	100
BED	27.3	9.64	0.004	1100
BSC	11.5	9.52	0.002	2000

### Top 5 losers on the HNX

Ticker	Price	% Chg	Index pt	Volume
BLF	6.3	-10	-0.002	600
ONE	9.1	-9.9	-0.003	31100
DID	4.6	-9.8	-0.002	10100
NHA	9.3	-9.71	-0.005	100
KMT	5.8	-9.38	-0.004	500

Exhibit 3

### Foreign transaction



Source: HSX, HNX, BSC Research

## Disclosure

*The information, statements, forecasts and projections contained herein, including any expression of opinion, are based upon sources believed to be reliable but their accuracy completeness or correctness are not guaranteed. Expressions of opinion herein were arrived at after due and careful consideration and they were based upon the best information then known to us, and in our opinion are fair and reasonable in the circumstances prevailing at the time. Expressions of opinion contained herein are subject to change without notice. This document is not, and should not be construed as, an offer or the solicitation of an offer to buy or sell any securities. BSC and other companies in the BSC and/or their officers, directors and employees may have positions and may affect transactions in securities of companies mentioned herein and may also perform or seek to perform investment banking services for these companies. This document is for private circulation only and is not for publication in the press or elsewhere. BSC accepts no liability whatsoever for any direct or consequential loss arising from any use of this or its content. The use of any information, statements forecasts and projections contained herein shall be at the sole discretion and risk of the user. No part of this material may be (i) copied, photocopied or duplicated in any form by any mean or (ii) redistributed without the prior written consent of BIDV Securities Company (BSC).*

**BSC Headquarters**

BIDV Tower, 10th & 11th Floor  
35 Hang Voi, Hoan Kiem, Hanoi  
Tel: +84 4 3935 2722  
Fax: +84 4 2220 0669

**Ho Chi Minh City Office**

146 Nguyen Cong Tru St, 9th Floor  
District 1, HCMC  
Tel: +84 8 3821 8885  
Fax: +84 8 3821 8510

<http://www.bsc.com.vn>

Bloomberg: BSCV <GO>

