



Tue, November 3, 2015

## Vietnam Daily Monitor

The rally might be continued

### BSC's Forecast on the stock market

	Negative	Neutral	Positive
Day 4/11/2015			•
Week 2/11-6/11/2015			•
Month 11/2015			•

### Summary

In contrast to yesterday, the market sentiment improved positively, especially since the early afternoon session. The two main indices rose sharply, closing at the highest price range of the day. Market breadth improved, liquidity increased significantly.

Foreigners were net buyers on the HSX and UPCOM, while sold on HNX.

### Recommendation

The market situation improved due to the support of several bluechips. The upcoming short-term trend might be positive, the market indices could hold the rally momentum since there is currently no negative information in the market.

Investors continue taking profits gradually in the rally and increase stock weight in the down session.

### BSC RESEARCH

#### Head of Research

**Tran Thang Long**

longtt@bsc.com.vn

#### Macro & Market Team

**Bui Nguyen Khoa**

khoabn@bsc.com.vn

**Vu Thanh Phong**

phongvt@bsc.com.vn

**Do Nam Tung**

tungdn@bsc.com.vn

**Nguyen Quoc Truong**

truongnq@bsc.com.vn

**VN-INDEX** **611.71**

Value: 2041.23 bil **8.78 (1.48%)**

Foreigners (net): VND 79.62 bil

**HNX-INDEX** **81.89**

Value: 486.24 bil **0.78 (0.96%)**

Foreigners (net): -VND 24.39 bil

**UPCOM-INDEX** **52.01**

Value 12.6 bil **-0.05 (-0.1%)**

Foreigners (net): VND 0.1 bil

### Macro indicators

	Value	% Chg
Crude oil	46.6	0.9%
Gold	1,132	-0.2%
USDVND	22,323	-0.1%
EURVND	24,500	-0.5%
JPYVND	18,472	-0.2%
1-month Interbank ra	3.5%	-
5yr VN Treasury Yiel	6.7%	-

Source: Bloomberg, BSC Research

### Content

Market highlights	2
Technical views	3
Stock recommendations	4
Market statistics	5

This report must be read with the Disclosure, located at the end of this report.

---

**Nguyen Quoc Truong**
*Research Analyst*

truongnq@bsc.com.vn

---

## Market highlights

The VN-Index and HNX-Index rose sharply today.

The market was driven by VNM, BVH and FPT.

Some stocks surging significantly on prices and volumes are DPS (+ 9.8%), PIV (+ 9.7%), VCG (+ 7.9%) and DCS (+6.3 %).

## Recommendations

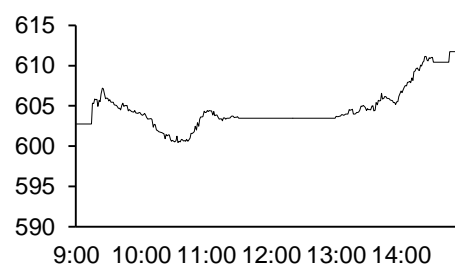
As previously mentioned, the market is looking for a consensus of gain because it is alternatively led by several blue-chips and most of other stocks only fluctuated slightly. Some historical bad factors impacting negatively on the market like foreigner's selling pressure, sharp drop of oil prices and political risk does not appear at this point, so the market will most likely not to have a significant fall.

Investors continue taking position in the declining sessions and partially profit taking in the up sessions, no rush to sell off.

Exhibit 1

**VN-Index Intraday**


---

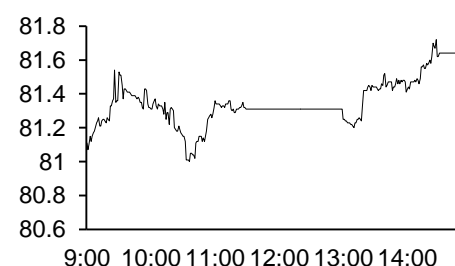


Source: Bloomberg, BSC Research

Exhibit 2

**HNX-Index Intraday**


---



Source: Bloomberg, BSC Research

Exhibit 3

**Top 5 volume leaders**

Ticker	Volume	Price	% Chg
DLG	6.23	9	5.88
OGC	5.85	2.8	3.7
CII	5.46	23	-4.96
SBT	5.34	16.3	3.82
FPT	4.04	52.5	6.06

Source: Bloomberg, BSC Research

Exhibit 4

**Foreign transaction**

Top buy	Value	Top sell	Value
CTI	40	PVS	16.3
SBT	9.4	MSN	6.4
DLG	7.1	HHS	5.3
NCT	5.2	KDC	5
SCR	2.7	VCB	4.4

Source: BSC Research

**Nguyen Quoc Truong**

Research Analyst

truongnq@bsc.com.vn

## Technical views

VN-Index has hit resistance at 612 points, corresponding to 78.6% level of Fibonacci Retracement 511 - 640. Momentum indicator RSI is also approaching overbought zone, which indicate that increasing momentum is now quite good. Trend indicator MACD continue showing signal positive about uptrend.

*The next resistance level of the VN-Index is its previous peak 640 points. Most likely, this index will accumulate and wait for breaking up successfully this resistance.*



Created with AmBroker - advanced charting and technical analysis software. <http://www.ambroker.com>

# Stock recommendations

## Short-term portfolio

No.	Ticker	Date	Buy price	Current price	Performance	Recommendation	Cutloss	Target
1	SHI	20/8/2015	10.5	13.7	30.5%	Hold	9.8	15
2	BVH	3/9/2015	43.8	63	43.8%	Hold	40.3	62
3	VCB	3/9/2015	41.6	48.2	15.9%	Hold	38.3	47.8
4	DPM	7/9/2015	30.4	33.5	10.2%	Hold	28.3	35
5	NCT	7/9/2015	114	136	19.3%	Hold	106	142
6	CMS	19/10/2015	10	10	0.0%	Hold	9.3	11
7	SD5	19/10/2015	13.6	13.4	-1.5%	Hold	12.5	15
8	HLD	26/10/2015	16.7	17.2	3.0%	Hold	15.5	18.5
9	PVS	26/10/2015	22.6	22.1	-2.2%	Hold	21	25
10	VND	2/11/2015	13.6	13.9	2.2%	Buy	12.8	15
11	SD9	2/11/2015	13.6	14	2.9%	Buy	12.9	14.6
<b>Average</b>					<b>11.3%</b>			

Source: BSC Research

**Short-term portfolio:** Buy VND, SD9

## CANSLIM portfolio

No.	Ticker	Date	Buy price	Current price	1w performance	Unrealized gain/ loss	Cutloss	Target
1	MBB	27/4/2015	13.8	14.4	0.0%	4.3%	12.7	16.5
2	VIC	7/7/2014	38.0	46	1.1%	21.2%	34.2	57.3
3	FPT	12/1/2015	41.5	52.5	6.5%	26.5%	37.4	58.0
4	DHC	14/1/2014	21.5	26.7	2.3%	24.2%	19.8	26.0
5	HT1	9/6/2015	22.9	25.6	-0.8%	11.8%	20.7	26.8
6	NTL	9/6/2015	11.8	14.7	0.0%	24.6%	10.9	15.4
7	PLC	15/9/2015	31.7	36.6	-6.6%	15.5%	28.5	38.0
8	CMG	19/10/2015	14.7	15	-2.0%	2.0%	13.4	17.5
9	HHS	22/10/2015	18.5	17.6	-2.8%	-4.9%	17.2	22.2
10	DXG	26/10/2015	19.8	19.3	-2.0%	-2.5%	18.2	23.8
11	CHP	2/11/2015	21.0	21.2		1.0%	20.1	26.3
<b>Average</b>					<b>-0.4%</b>	<b>11.2%</b>		

Source: BSC Research

**CANSLIM portfolio:** Buy CHP

## Market statistics

### Top 5 leaders on the HSX

Ticker	Price	% Chg	Index pt	Volume
VNM	123	5.13	3.722	2.36MLN
BVH	63	6.78	1.406	378700
VIC	46	2.22	0.955	1.35MLN
VCB	48.2	1.05	0.689	715650
FPT	52.5	6.06	0.616	3.80MLN

### Top 5 laggards on the HSX

Ticker	Price	% Chg	Index pt	Volume
BID	24	-0.41	-0.145	686240
CII	23	-4.96	-0.141	5.46MLN
HTL	165	-6.78	-0.05	530
VTF	29.9	-6.85	-0.048	70
VCF	170	-1.73	-0.041	1120

### Top 5 gainers on the HSX

Ticker	Price	% Chg	Index pt	Volume
KSS	1	11.11	0.003	83200
GTT	1.2	9.09	0.002	48940
HOT	33.7	6.98	0.009	40
AGM	9.2	6.98	0.006	9740
BVH	63	6.78	1.406	378700

### Top 5 losers on the HSX

Ticker	Price	% Chg	Index pt	Volume
VNH	1.1	-8.33	0	25880
VLF	1.3	-7.14	-0.001	70
COM	40	-6.98	-0.022	80
VTF	29.9	-6.85	-0.048	70
HAX	19.1	-6.83	-0.008	134370

Source: Bloomberg, BSC Research

### Top 5 leaders on HNX

Ticker	Price	% Chg	Index pt	Volume
VCG	12.3	7.89	0.222	4.04MLN
PVI	25.3	4.55	0.144	652900
PVS	22.1	1.84	0.1	2.17MLN
OCH	9.4	9.3	0.09	100
SHB	6.8	1.49	0.05	763300

### Top 5 laggards on the HNX

Ticker	Price	% Chg	Index pt	Volume
	7.8	-8.24	-0.043	20800
SJE	29	-9.38	-0.019	200
PTI	25.8	-1.53	-0.018	186400
HKB	13	-8.45	-0.013	307700
VDS	8.8	-5.38	-0.01	6000

### Top 5 gainers on the HNX

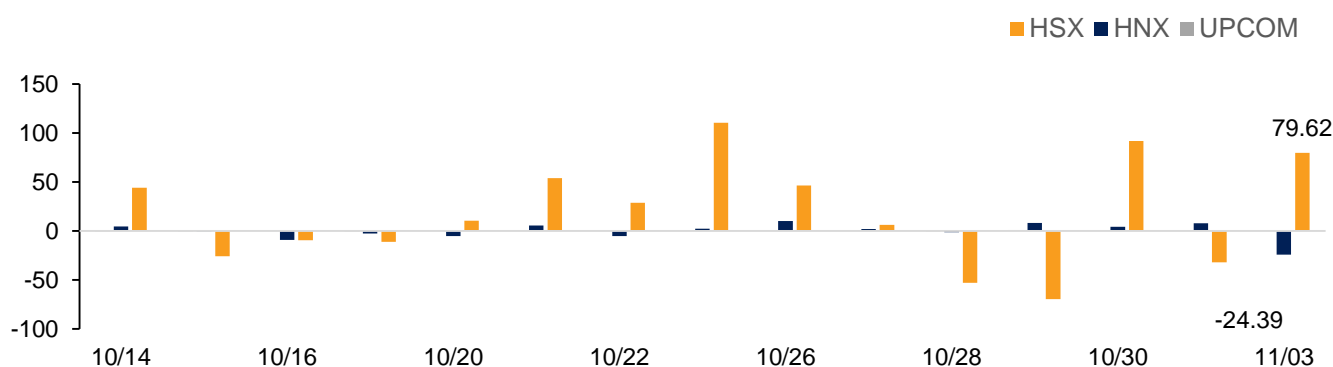
Ticker	Price	% Chg	Index pt	Volume
SDG	24.2	10	0.008	100
HJS	15.5	9.93	0.012	32500
NBP	16.7	9.87	0.011	2600
VC3	26.5	9.87	0.011	107600
DPS	12.3	9.82	0.01	1.72MLN

### Top 5 losers on the HNX

Ticker	Price	% Chg	Index pt	Volume
NST	10.3	-9.65	-0.006	2100
ONE	9.1	-9.9	-0.003	31100
DID	4.6	-9.8	-0.002	10100
NHA	9.3	-9.71	-0.005	100
KMT	5.8	-9.38	-0.004	500

Exhibit 3

### Foreign transaction



Source: HSX, HNX, BSC Research

## Disclosure

*The information, statements, forecasts and projections contained herein, including any expression of opinion, are based upon sources believed to be reliable but their accuracy completeness or correctness are not guaranteed. Expressions of opinion herein were arrived at after due and careful consideration and they were based upon the best information then known to us, and in our opinion are fair and reasonable in the circumstances prevailing at the time. Expressions of opinion contained herein are subject to change without notice. This document is not, and should not be construed as, an offer or the solicitation of an offer to buy or sell any securities. BSC and other companies in the BSC and/or their officers, directors and employees may have positions and may affect transactions in securities of companies mentioned herein and may also perform or seek to perform investment banking services for these companies. This document is for private circulation only and is not for publication in the press or elsewhere. BSC accepts no liability whatsoever for any direct or consequential loss arising from any use of this or its content. The use of any information, statements forecasts and projections contained herein shall be at the sole discretion and risk of the user. No part of this material may be (i) copied, photocopied or duplicated in any form by any mean or (ii) redistributed without the prior written consent of BIDV Securities Company (BSC).*

**BSC Headquarters**

BIDV Tower, 10th & 11th Floor  
35 Hang Voi, Hoan Kiem, Hanoi  
Tel: +84 4 3935 2722  
Fax: +84 4 2220 0669

**Ho Chi Minh City Office**

146 Nguyen Cong Tru St, 9th Floor  
District 1, HCMC  
Tel: +84 8 3821 8885  
Fax: +84 8 3821 8510

<http://www.bsc.com.vn>

Bloomberg: BSCV <GO>

