



Mon, November 9, 2015

## Vietnam Daily Monitor

The weak ahead: Lack of motivation

### BSC's Forecast on the stock market

	Negative	Neutral	Positive
Day 10/11/2015	•		
Week 9/11-13/11/2015	•		
Month 11/2015			•

### Summary

Markets fluctuated, increasing and decreasing interwoven in session. The speculative stock group have replaced the bluechips stock to become the advancers today. However, market breadth was skewed to the declines' side.

Foreigners were net sellers on the HSX, while net buyers in the two remaining exchanges.

### Recommendation

Sideways trend continues and would remain tomorrow if no additional information to be strong enough to support the market. The technical range is between 600 and 615 points.

Investors consider maintaining a reasonable stock weight, taking profits in the rallies and recovering in the down sessions.

### Stock recommendations

Short-term portfolio: Buy TNG

CANSLIM portfolio: Buy BHS

## BSC RESEARCH

### Head of Research

**Tran Thang Long**  
longtt@bsc.com.vn

### Macro & Market Team

**Bui Nguyen Khoa**  
khoabn@bsc.com.vn

**Vu Thanh Phong**  
phongvt@bsc.com.vn

**Do Nam Tung**  
tungdn@bsc.com.vn

**Nguyen Quoc Truong**  
truongnq@bsc.com.vn

**VN-INDEX** **610.66**  
Value: 1816.68 bil **-1.7 (-0.28%)**  
Foreigners (net): -VND 63.36 bil

**HNX-INDEX** **81.42**  
Value: 375.73 bil **-0.08 (-0.1%)**  
Foreigners (net): VND 8.25 bil

**UPCOM-INDEX** **52.8**  
Value 14.4 bil **0.09 (0.17%)**  
Foreigners (net): -VND 0.03 bil

### Macro indicators

	Value	% Chg
Crude oil	44.5	0.5%
Gold	1,094	0.4%
USDVND	22,428	0.3%
EURVND	24,139	0.5%
JPYVND	18,158	-1.0%
1-month Interbank ra	3.2%	-
5yr VN Treasury Yiel	6.6%	-

Source: Bloomberg, BSC Research

### Content

Market highlights	2
Stock recommendations	3
Market statistics	4

This report must be read with the Disclosure, located at the end of this report.

**Nguyen Quoc Truong**

Research Analyst

truongnq@bsc.com.vn

## Market highlights

FLC had an impressive transaction with more than 16 million shares were traded.

Most Bluechips declined, on the other hand, speculative stocks rose slightly.

Some stocks surging significantly on prices and volumes are DPS (+ 9.2%), NHA (+ 8.8%), ACM (+ 8.1%) and KLF (+7.1 %).

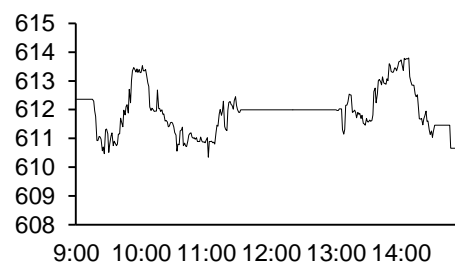
## Recommendations

The market is still tensioning near resistance of 615 points. As previously mentioned, when the leading stocks like VNM, BVH and VIC temporarily weakened, the market may be corrected slightly. Most likely, investors are taking profit, however, selling pressure seems not too strong enough to make the market plummet. If all things are equal, the more likely the market will continue fluctuating between the support level of 600 points and resistance of 615 points.

Investors should continue to retain a balanced ratio shares in the portfolio, can take profits partly in the rallies and recover in the declining sessions.

Exhibit 1

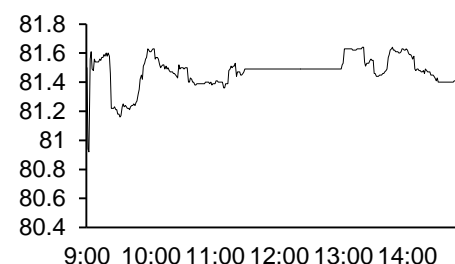
### VN-Index Intraday



Source: Bloomberg, BSC Research

Exhibit 2

### HNX-Index Intraday



Source: Bloomberg, BSC Research

Exhibit 3

### Top 5 volume leaders

Ticker	Volume	Price	% Chg
FLC	16.52	7.4	5.71
CII	12.47	21.3	-4.91
FIT	6.47	10.3	5.1
SHI	6.07	14.6	5.8
VHG	4.58	7.7	-1.28

Source: Bloomberg, BSC Research

Exhibit 4

### Foreign transaction

Top buy	Value	Top sell	Value
CII	10.9	VIC	61.5
PVC	8.25	MSN	18.6
VCB	7.5	SBT	6.6
HT1	3.1	HVG	4.5
CNCT	2.8	LAS	0.48

Source: BSC Research

## Stock recommendations

### Short-term portfolio

No.	Ticker	Date	Buy price	Current price	Performance	Recommendation	Cutloss	Target
1	SHI	20/8/2015	10.5	14.6	39.0%	Hold	9.8	15
2	BVH	3/9/2015	43.8	60	37.0%	Hold	40.3	62
3	VCB	3/9/2015	41.6	49.1	18.0%	Hold	38.3	47.8
4	DPM	7/9/2015	30.4	33.3	9.5%	Hold	28.3	35
5	NCT	7/9/2015	114	138	21.1%	Hold	106	142
6	CMS	19/10/2015	10	10	0.0%	Hold	9.3	11
7	SD5	19/10/2015	13.6	13.5	-0.7%	Hold	12.5	15
8	HLD	26/10/2015	16.7	17.2	3.0%	Hold	15.5	18.5
9	PVS	26/10/2015	22.6	21.5	-4.9%	Hold	21	25
10	VND	2/11/2015	13.6	13.8	1.5%	Hold	12.8	15
11	SD9	2/11/2015	13.6	13	-4.4%	Hold	12.9	14.6
12	TNG	9/11/2015	21.8	21.8	0.0%	Buy	20.8	24
<b>Average</b>					<b>9.9%</b>			

Source: BSC Research

**Short-term portfolio: Buy TNG**

### CANSLIM portfolio

No.	Ticker	Date	Buy price	Current price	1w performance	Unrealized gain/ loss	Cutloss	Target
1	MBB	27/4/2015	13.8	14.5	2.1%	5.1%	12.7	16.5
2	VIC	7/7/2014	38.0	45.1	0.0%	18.8%	34.2	57.3
3	FPT	12/1/2015	41.5	51.5	-1.9%	24.1%	37.4	58.0
4	DHC	14/1/2014	21.5	27.4	-0.4%	27.4%	19.8	26.0
5	HT1	9/6/2015	22.9	26.8	0.0%	17.0%	20.7	26.8
6	NTL	9/6/2015	11.8	14.0	-2.1%	18.6%	10.9	15.4
7	PLC	15/9/2015	31.7	35.3	0.3%	11.4%	28.5	38.0
8	CMG	19/10/2015	14.7	14.3	0.0%	-2.7%	13.4	17.5
9	HHS	22/10/2015	18.5	17.0	-0.6%	-8.1%	17.2	22.2
10	DXG	26/10/2015	19.8	18.7	0.5%	-5.6%	18.2	23.8
11	CHP	2/11/2015	21.0	21.6	0.0%	2.9%	20.1	26.3
12	BHS	9/11/2015	19.0	19.0		0.0%	17.1	22.1
<b>Average</b>					<b>-0.2%</b>	<b>9.1%</b>		

Source: BSC Research

**CANSLIM portfolio: Buy BHS**

## Market statistics

### Top 5 leaders on the HSX

Ticker	Price	% Chg	Index pt	Volume
VCB	49.1	2.29	1.511	1.12MLN
MBB	14.5	2.11	0.247	1.67MLN
BID	23.7	0.42	0.145	360310
FLC	7.4	5.71	0.109	16.52MLN
ITA	6.4	3.23	0.086	3.71MLN

### Top 5 laggards on the HSX

Ticker	Price	% Chg	Index pt	Volume
VNM	127	-1.55	-1.237	733490
BVH	60	-3.23	-0.701	296270
GAS	47	-1.05	-0.488	425340
FPT	51.5	-1.9	-0.205	2.04MLN
MSN	74	-0.67	-0.192	477620

### Top 5 gainers on the HSX

Ticker	Price	% Chg	Index pt	Volume
KSS	1.1	10	0.003	662950
KTB	1.3	8.33	0.002	195560
COM	42.8	7	0.02	420
TMT	53.5	7	0.056	74130
CCL	3.1	6.9	0.003	168830

### Top 5 losers on the HSX

Ticker	Price	% Chg	Index pt	Volume
PTK	1.1	-8.33	-0.001	85560
VSI	14.7	-6.96	-0.007	223740
GMC	42.9	-6.94	-0.019	14090
ELC	24.2	-6.92	-0.038	414550
SII	28.6	-6.84	-0.063	10

Source: Bloomberg, BSC Research

### Top 5 leaders on HNX

Ticker	Price	% Chg	Index pt	Volume
VCG	12.7	4.1	0.124	2.98MLN
VCS	56	6.87	0.107	107500
VNR	26.5	2.32	0.044	300
SEB	42	7.97	0.035	100
KLF	4.5	7.14	0.028	6.47MLN

### Top 5 laggards on the HNX

Ticker	Price	% Chg	Index pt	Volume
	20.4	-0.97	-0.105	62700
PVI	23.6	-3.28	-0.105	235100
PHP	23	-1.71	-0.073	54800
HGM	40	-9.3	-0.029	800
NTP	57.1	-1.38	-0.028	61000

### Top 5 gainers on the HNX

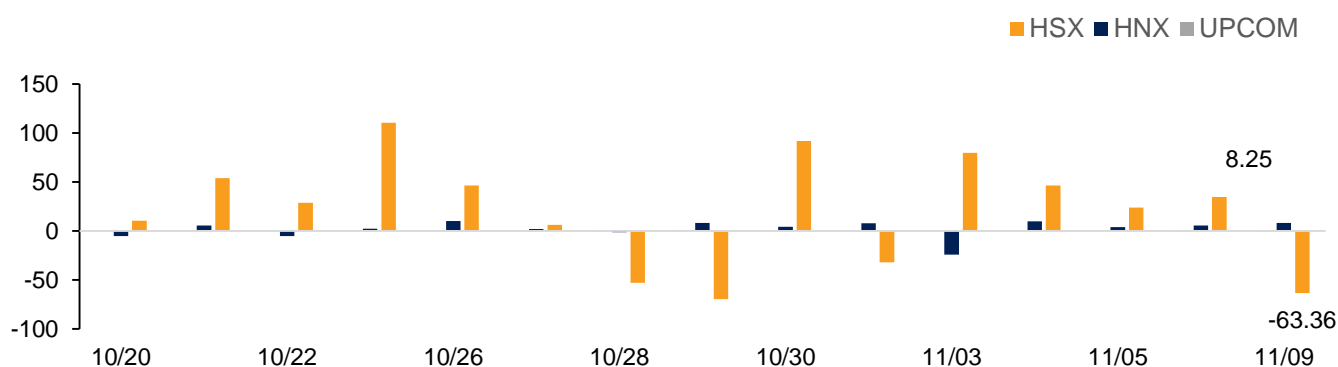
Ticker	Price	% Chg	Index pt	Volume
DPS	14.2	9.23	0.011	1.57MLN
AME	4.8	9.09	0.003	100
SPP	8.4	9.09	0.005	99000
NHA	8.6	8.86	0.005	1.04MLN
LBE	17.3	8.81	0.001	100

### Top 5 losers on the HNX

Ticker	Price	% Chg	Index pt	Volume
D11	11.7	-10	-0.003	100
ONE	9.1	-9.9	-0.003	31100
DID	4.6	-9.8	-0.002	10100
NHA	9.3	-9.71	-0.005	100
KMT	5.8	-9.38	-0.004	500

Exhibit 3

### Foreign transaction



Source: HSX, HNX, BSC Research

## Disclosure

*The information, statements, forecasts and projections contained herein, including any expression of opinion, are based upon sources believed to be reliable but their accuracy completeness or correctness are not guaranteed. Expressions of opinion herein were arrived at after due and careful consideration and they were based upon the best information then known to us, and in our opinion are fair and reasonable in the circumstances prevailing at the time. Expressions of opinion contained herein are subject to change without notice. This document is not, and should not be construed as, an offer or the solicitation of an offer to buy or sell any securities. BSC and other companies in the BSC and/or their officers, directors and employees may have positions and may affect transactions in securities of companies mentioned herein and may also perform or seek to perform investment banking services for these companies. This document is for private circulation only and is not for publication in the press or elsewhere. BSC accepts no liability whatsoever for any direct or consequential loss arising from any use of this or its content. The use of any information, statements forecasts and projections contained herein shall be at the sole discretion and risk of the user. No part of this material may be (i) copied, photocopied or duplicated in any form by any mean or (ii) redistributed without the prior written consent of BIDV Securities Company (BSC).*

**BSC Headquarters**

BIDV Tower, 10th & 11th Floor  
35 Hang Voi, Hoan Kiem, Hanoi  
Tel: +84 4 3935 2722  
Fax: +84 4 2220 0669

**Ho Chi Minh City Office**

146 Nguyen Cong Tru St, 9th Floor  
District 1, HCMC  
Tel: +84 8 3821 8885  
Fax: +84 8 3821 8510

<http://www.bsc.com.vn>

Bloomberg: BSCV <GO>

