



Wed, November 11, 2015

## Vietnam Daily Monitor

### Retesting the support level of 600 pts

#### BSC's Forecast on the stock market

	Negative	Neutral	Positive
Day 12/11/2015	•		
Week 9/11-13/11/2015	•		
Month 11/2015			•

#### Summary

The VN-Index and HNX-Index could not closed in the green at the end of today session, simultaneously, trading volume was down 18% compared to yesterday. Selling pressure of foreign investors has not been tensioned.

#### Recommendation

Cash flow is still weak. The market will probably continue declining to support levels 595-600. This downtrend is likely to stop when leading shares back to drive the market.

Risk-seeking investor can take positions in the down sessions and quickly take profit in the rallies.

#### BSC RESEARCH

##### Head of Research

**Tran Thang Long**  
longtt@bsc.com.vn

##### Macro & Market Team

**Bui Nguyen Khoa**  
khoabn@bsc.com.vn

**Vu Thanh Phong**  
phongvt@bsc.com.vn

**Do Nam Tung**  
tungdn@bsc.com.vn

**Nguyen Quoc Truong**  
truongnq@bsc.com.vn

**VN-INDEX** **603.53**  
Value: 1469.25 bil **-1.74 (-0.29%)**  
Foreigners (net): -VND 21.67 bil

**HNX-INDEX** **80.53**  
Value: 372.11 bil **-0.31 (-0.38%)**  
Foreigners (net): VND 3.97 bil

**UPCOM-INDEX** **52.29**  
Value 33.53 bil **-0.05 (-0.1%)**  
Foreigners (net): VND 1.01 bil

#### Macro indicators

	Value	% Chg
Crude oil	43.8	-0.9%
Gold	1,089	-0.1%
USDVND	22,375	-0.1%
EURVND	24,060	0.2%
JPYVND	18,184	0.0%
1-month Interbank ra	3.4%	-
5yr VN Treasury Yiel	6.7%	-

Source: Bloomberg, BSC Research

#### Content

Market highlights	2
Stock recommendations	3
Market statistics	4

This report must be read with the Disclosure, located at the end of this report.

## Nguyen Quoc Truong

Research Analyst

truongnq@bsc.com.vn

## Market highlights

The market fell by the end of trading although it maintained green color in most time of today trading session.

Trading volumes on the two exchanges were 133 million shares, decrease by 18% compared to yesterday.

Some stocks surging significantly on price and volume today are HKB (+ 8%), KHB (+ 7.1%), BII (+ 6.6%) and PV2 (+ 5.9%) .

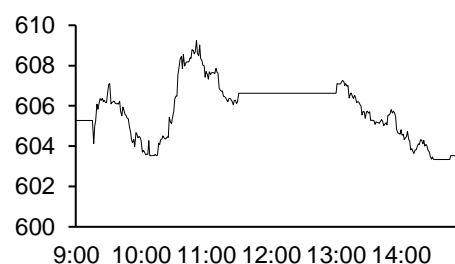
## Recommendations

Cash flow continued to weaken today, as evidenced by the liquidity on both exchanges fell slightly. Market breadth was also negative as the shares dropped more than the shares gained. The VN-Index is declining towards the supporting level of 600 points as we've said. Technically, RSI momentum indicators of many blue chips fell from the overbought zone, so the market is likely to continue to adjust to the supporting level of 595-600 points. The downtrend will stop in case the key stocks return to lead the market as in the end of October.

Risk-seeking investor can take positions in the down sessions and quickly take profit in the rallies.

Exhibit 1

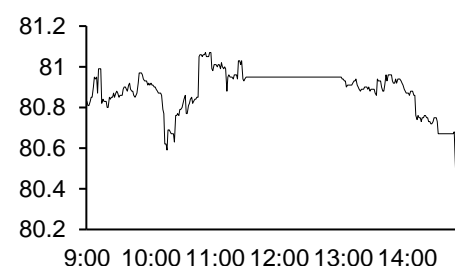
### VN-Index Intraday



Source: Bloomberg, BSC Research

Exhibit 2

### HNX-Index Intraday



Source: Bloomberg, BSC Research

Exhibit 3

### Top 5 volume leaders

Ticker	Volume	Price	% Chg
OGC	9.02	2.9	3.57
FLC	7.16	7.4	-2.63
DLG	3.97	9	1.12
SBT	3.53	16.9	2.42
BHS	3.34	19.4	3.19

Source: Bloomberg, BSC Research

Exhibit 4

### Foreign transaction

Top buy	Value	Top sell	Value
CII	7.5	VIC	23.9
VCB	5.1	MSN	12.4
PVC	3.3	GAS	6.7
NT2	3.2	KDC	3.8
SVC	2.9	LAS	1.1

Source: BSC Research

## Stock recommendations

### Short-term portfolio

No.	Ticker	Date	Buy price	Current price	Performance	Recommendation	Cutloss	Target
1	SHI	20/8/2015	10.5	14.8	41.0%	Hold	9.8	15
2	BVH	3/9/2015	43.8	57.5	31.3%	Hold	40.3	62
3	VCB	3/9/2015	41.6	47.7	14.7%	Hold	38.3	47.8
4	DPM	7/9/2015	30.4	32.6	7.2%	Hold	28.3	35
5	NCT	7/9/2015	114	139	21.9%	Hold	106	142
6	CMS	19/10/2015	10	9.9	-1.0%	Hold	9.3	11
7	SD5	19/10/2015	13.6	13.5	-0.7%	Hold	12.5	15
8	HLD	26/10/2015	16.7	17	1.8%	Hold	15.5	18.5
9	PVS	26/10/2015	22.6	20.9	-7.5%	Hold	21	25
10	VND	2/11/2015	13.6	13.4	-1.5%	Hold	12.8	15
11	SD9	2/11/2015	13.6	13.2	-2.9%	Hold	12.9	14.6
12	TNG	9/11/2015	21.8	21.4	-1.8%	Hold	20.8	24
<b>Average</b>					<b>8.5%</b>			

Source: BSC Research

### CANSLIM portfolio

No.	Ticker	Date	Buy price	Current price	1w performance	Unrealized gain/ loss	Cutloss	Target
1	MBB	27/4/2015	13.8	14.4	1.4%	4.3%	12.7	16.5
2	VIC	7/7/2014	38.0	44.1	-2.2%	16.2%	34.2	57.3
3	FPT	12/1/2015	41.5	50.5	-3.8%	21.7%	37.4	58.0
4	DHC	14/1/2014	21.5	27.9	1.5%	29.8%	19.8	26.0
5	HT1	9/6/2015	22.9	27	0.7%	17.9%	20.7	26.8
6	NTL	9/6/2015	11.8	14.5	1.4%	22.9%	10.9	15.4
7	PLC	15/9/2015	31.7	35.5	0.9%	12.0%	28.5	38.0
8	CMG	19/10/2015	14.7	14.5	1.4%	-1.4%	13.4	17.5
9	HHS	22/10/2015	18.5	16.8	-1.8%	-9.2%	17.2	22.2
10	DXG	26/10/2015	19.8	18.7	0.5%	-5.6%	18.2	23.8
11	CHP	2/11/2015	21.0	21.5	-0.5%	2.4%	20.1	26.3
12	BHS	9/11/2015	19.0	19.4		2.1%	17.1	22.1
<b>Average</b>					<b>0.0%</b>	<b>9.4%</b>		

Source: BSC Research

## Market statistics

### Top 5 leaders on the HSX

Ticker	Price	% Chg	Index pt	Volume
VNM	130	1.56	1.238	833270
MBB	14.4	0.7	0.082	1.82MLN
HTL	163	6.54	0.041	9690
HNG	30.6	0.33	0.036	302500
MWG	74	0.68	0.036	69900

### Top 5 laggards on the HSX

Ticker	Price	% Chg	Index pt	Volume
VCB	47.7	-1.24	-0.824	491500
BID	23.1	-1.28	-0.435	285280
VIC	44.1	-0.9	-0.381	1.37MLN
GAS	45.8	-0.43	-0.195	653260
BVH	57.5	-0.86	-0.175	233990

### Top 5 gainers on the HSX

Ticker	Price	% Chg	Index pt	Volume
VNH	1.3	8.33	0	98150
COM	46.5	6.9	0.022	3430
NAV	9.3	6.9	0.002	20850
HTL	163	6.54	0.041	9690
CMV	16.4	6.49	0.006	590

### Top 5 losers on the HSX

Ticker	Price	% Chg	Index pt	Volume
KTB	1.2	-7.69	-0.002	312870
VLF	1.2	-7.69	-0.001	370
GTT	1.3	-7.14	-0.002	181080
KHA	26.8	-6.94	-0.015	170
TCR	5.4	-6.9	-0.002	4600

Source: Bloomberg, BSC Research

### Top 5 leaders on HNX

Ticker	Price	% Chg	Index pt	Volume
PVI	24	3.45	0.105	492700
VCS	59.5	5.87	0.098	146300
PHP	22.8	1.79	0.073	40600
SEB	45	7.14	0.034	100
BTS	9	5.88	0.031	9000

### Top 5 laggards on the HNX

Ticker	Price	% Chg	Index pt	Volume
	19.9	-1.49	-0.157	63200
VNR	23	-6.12	-0.11	62600
PVS	20.9	-1.42	-0.075	600900
VCG	12.2	-1.61	-0.049	930500
PTI	24.3	-2.41	-0.027	46500

### Top 5 gainers on the HNX

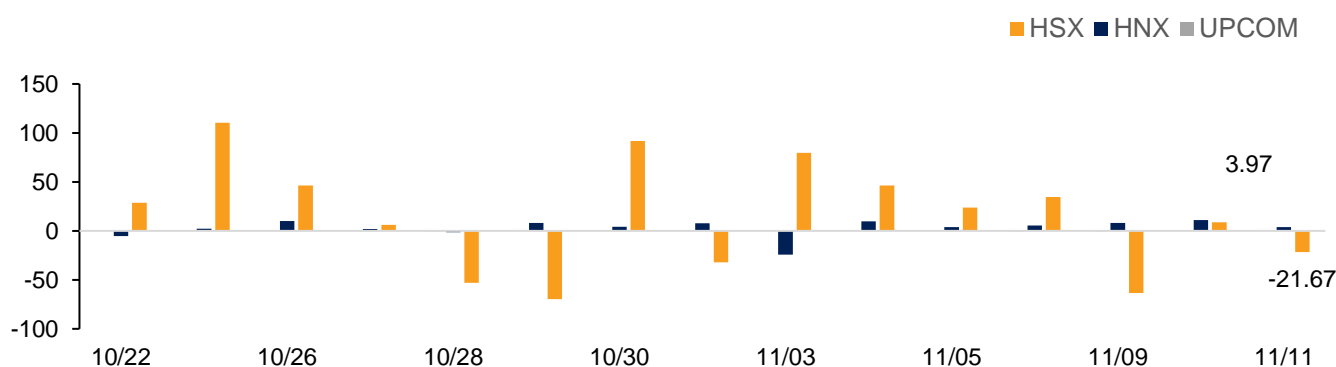
Ticker	Price	% Chg	Index pt	Volume
SGH	29.8	9.96	0.005	200
INC	5.6	9.8	0.001	1600
SDU	13.7	8.73	0.012	1000
INN	40	8.11	0.018	900
HKB	18.9	8	0.016	757800

### Top 5 losers on the HNX

Ticker	Price	% Chg	Index pt	Volume
TA9	19.8	-10	-0.006	13600
ONE	9.1	-9.9	-0.003	31100
DID	4.6	-9.8	-0.002	10100
NHA	9.3	-9.71	-0.005	100
KMT	5.8	-9.38	-0.004	500

Exhibit 3

### Foreign transaction



Source: HSX, HNX, BSC Research

## Disclosure

*The information, statements, forecasts and projections contained herein, including any expression of opinion, are based upon sources believed to be reliable but their accuracy completeness or correctness are not guaranteed. Expressions of opinion herein were arrived at after due and careful consideration and they were based upon the best information then known to us, and in our opinion are fair and reasonable in the circumstances prevailing at the time. Expressions of opinion contained herein are subject to change without notice. This document is not, and should not be construed as, an offer or the solicitation of an offer to buy or sell any securities. BSC and other companies in the BSC and/or their officers, directors and employees may have positions and may affect transactions in securities of companies mentioned herein and may also perform or seek to perform investment banking services for these companies. This document is for private circulation only and is not for publication in the press or elsewhere. BSC accepts no liability whatsoever for any direct or consequential loss arising from any use of this or its content. The use of any information, statements forecasts and projections contained herein shall be at the sole discretion and risk of the user. No part of this material may be (i) copied, photocopied or duplicated in any form by any mean or (ii) redistributed without the prior written consent of BIDV Securities Company (BSC).*

**BSC Headquarters**

BIDV Tower, 10th & 11th Floor  
35 Hang Voi, Hoan Kiem, Hanoi  
Tel: +84 4 3935 2722  
Fax: +84 4 2220 0669

**Ho Chi Minh City Office**

146 Nguyen Cong Tru St, 9th Floor  
District 1, HCMC  
Tel: +84 8 3821 8885  
Fax: +84 8 3821 8510

<http://www.bsc.com.vn>

Bloomberg: BSCV <GO>

