



Thu, November 12, 2015

Vietnam Daily Monitor

Market to shake again

BSC's Forecast on the stock market

	Negative	Neutral	Positive
Day 13/11/2015	•		
Week 9/11-13/11/2015	•		
Month 11/2015			•

Summary

Vietnam market has fluctuated strongly today, however, the support level of 600 pts has not been broken. Foreign investors are selling significantly on HSX.

Recommendation

The recovery of Vietnam market by the end of today session indicates that the demand in the low prices is still very strong, which helps the market temporarily not face with a sharp correction. The support level of 600 has been quite solid, so the market is expected to retest this level in a hard way. As a result, the shaking will continue to happen in the next sessions.

Risk-seeking investors can take position without margin in the down sessions and should quickly take profit.

Stock recommendations

Short-term portfolio: Take profit VCB, cutloss PVS

BSC RESEARCH

Head of Research

Tran Thang Long
longtt@bsc.com.vn

Macro & Market Team

Bui Nguyen Khoa
khoabn@bsc.com.vn

Vu Thanh Phong
phongvt@bsc.com.vn

Do Nam Tung
tungdn@bsc.com.vn

Nguyen Quoc Truong
truongnq@bsc.com.vn

VN-INDEX **605.58**
Value: 2209.25 bil **2.05 (0.34%)**
Foreigners (net): -VND 145.93 bil

HNX-INDEX **81.07**
Value: 385.91 bil **0.54 (0.67%)**
Foreigners (net): VND 1.01 bil

UPCOM-INDEX **52.14**
Value 11.58 bil **-0.15 (-0.29%)**
Foreigners (net): VND 0.686 bil

Macro indicators

	Value	% Chg
Crude oil	42.9	-0.1%
Gold	1,087	0.1%
USDVND	22,405	0.1%
EURVND	24,010	-0.2%
JPYVND	18,217	0.0%
1-month Interbank ra	3.2%	-
5yr VN Treasury Yiel	6.7%	-

Source: Bloomberg, BSC Research

Content

Market highlights	2
Stock recommendations	3
Market statistics	4

This report must be read with the Disclosure, located at the end of this report.

Nguyen Quoc Truong

Research Analyst

truongnq@bsc.com.vn

Market highlights

VN-Index has fallen below 600 pts during today session, however, this index finally closed at 605.58 pts.

Foreigners sell strongly on the HSX.

Some stocks surging significantly on price and volume are OGC (+ 6.9%), DQC (+ 6.8%), TNT (+ 6.7%) and VC3 (+6.6 %).

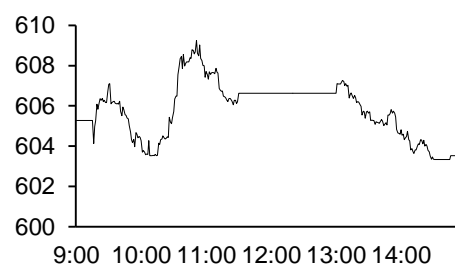
Recommendations

The recovery of Vietnam market by the end of today session indicates that the demand in the low prices is still very strong, which helps the market temporarily not face with a sharp correction. After VNM and BVH, FPT backed to lead the market today to stable investor sentiment. One negative sign is that foreigners sell strongly on the HSX, even removing put-through transaction value of VIC. However, the support level of 600 has been quite solid, so the market is expected to retest this level in a hard way. As a result, the shaking will continue to happen in the next sessions.

Risk-seeking investors can take position without margin in the down sessions and should quickly take profit.

Exhibit 1

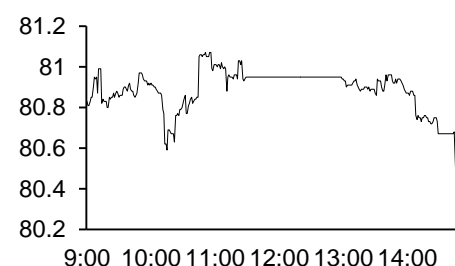
VN-Index Intraday



Source: Bloomberg, BSC Research

Exhibit 2

HNX-Index Intraday



Source: Bloomberg, BSC Research

Exhibit 3

Top 5 volume leaders

Ticker	Volume	Price	% Chg
OGC	18.99	3.1	6.9
FLC	12.84	7.7	4.05
HHS	9.16	16.6	-1.19
FIT	5.37	10.1	2.02
ITA	3.98	6.2	1.64

Source: Bloomberg, BSC Research

Exhibit 4

Foreign transaction

Top buy	Value	Top sell	Value
ELC	7.4	VIC	49.2
NCT	3.8	MSN	37.4
NCT	3.8	HPG	17.8
CAV	2.9	VCB	16.3
NHA	1.5	VND	1.2

Source: BSC Research

Stock recommendations

Short-term portfolio

No.	Ticker	Date	Buy price	Current price	Performance	Recommendation	Cutloss	Target
1	SHI	20/8/2015	10.5	15	42.9%	Hold	9.8	15
2	BVH	3/9/2015	43.8	58.5	33.6%	Hold	40.3	62
3	VCB	3/9/2015	41.6	47.6	14.4%	Sell	38.3	47.8
4	DPM	7/9/2015	30.4	32.8	7.9%	Hold	28.3	35
5	NCT	7/9/2015	114	147	28.9%	Hold	106	142
6	CMS	19/10/2015	10	9.8	-2.0%	Hold	9.3	11
7	SD5	19/10/2015	13.6	13.5	-0.7%	Hold	12.5	15
8	HLD	26/10/2015	16.7	17	1.8%	Hold	15.5	18.5
9	PVS	26/10/2015	22.6	20.9	-7.5%	Sell	21	25
10	VND	2/11/2015	13.6	13.5	-0.7%	Hold	12.8	15
11	SD9	2/11/2015	13.6	13.1	-3.7%	Hold	12.9	14.6
12	TNG	9/11/2015	21.8	21.4	-1.8%	Hold	20.8	24
Average					9.4%			

Source: BSC Research

Short-term portfolio: Take profit VCB, cutloss PVS

CANSLIM portfolio

No.	Ticker	Date	Buy price	Current price	1w performance	Unrealized gain/ loss	Cutloss	Target
1	MBB	27/4/2015	13.8	14.6	2.8%	5.8%	12.7	16.5
2	VIC	7/7/2014	38.0	43.7	-3.1%	15.1%	34.2	57.3
3	FPT	12/1/2015	41.5	53	1.0%	27.7%	37.4	58.0
4	DHC	14/1/2014	21.5	27.9	1.5%	29.8%	19.8	26.0
5	HT1	9/6/2015	22.9	27.1	1.1%	18.3%	20.7	26.8
6	NTL	9/6/2015	11.8	14.5	1.4%	22.9%	10.9	15.4
7	PLC	15/9/2015	31.7	35.8	1.7%	12.9%	28.5	38.0
8	CMG	19/10/2015	14.7	14.5	1.4%	-1.4%	13.4	17.5
9	HHS	22/10/2015	18.5	16.6	-2.9%	-10.3%	17.2	22.2
10	DXG	26/10/2015	19.8	18.8	1.1%	-5.1%	18.2	23.8
11	CHP	2/11/2015	21.0	22	1.9%	4.8%	20.1	26.3
12	BHS	9/11/2015	19.0	19.1		0.5%	17.1	22.1
Average					0.7%	10.1%		

Source: BSC Research

Market statistics

Top 5 leaders on the HSX

Ticker	Price	% Chg	Index pt	Volume
VNM	132	1.54	1.237	546030
CTG	20.6	1.48	0.576	1.43MLN
FPT	53	4.95	0.512	3.51MLN
BVH	58.5	1.74	0.351	255640
BID	23.3	0.87	0.29	722320

Top 5 laggards on the HSX

Ticker	Price	% Chg	Index pt	Volume
GAS	44.8	-2.18	-0.976	1.04MLN
VIC	43.7	-0.91	-0.381	2.05MLN
STB	12.3	-3.15	-0.256	700990
VCB	47.6	-0.21	-0.137	879940
LGC	22.3	-4.29	-0.099	25140

Top 5 gainers on the HSX

Ticker	Price	% Chg	Index pt	Volume
VLF	1.3	8.33	0.001	720
OGC	3.1	6.9	0.031	18.99MLN
PNJ	34.2	6.88	0.111	60000
DQC	70.5	6.82	0.073	410340
KHA	28.6	6.72	0.013	20

Top 5 losers on the HSX

Ticker	Price	% Chg	Index pt	Volume
KSS	1	-9.09	-0.003	180180
VNH	1.2	-7.69	0	152380
LDG	13.3	-6.99	-0.039	452890
PNC	12.3	-6.82	-0.005	20
EMC	11.5	-6.5	-0.003	16640

Source: Bloomberg, BSC Research

Top 5 leaders on HNX

Ticker	Price	% Chg	Index pt	Volume
ACB	20.3	2.01	0.21	191900
VCG	12.5	2.46	0.074	1.53MLN
VNR	24	4.35	0.073	5200
DGC	40	7.53	0.066	139800
BCC	15.6	6.85	0.054	69400

Top 5 laggards on the HNX

Ticker	Price	% Chg	Index pt	Volume
	8.4	-9.68	-0.101	2100
CEO	14.5	-8.23	-0.05	1.38MLN
SJE	26.1	-10	-0.019	100
PMC	41.5	-7.57	-0.018	2300
SGC	38.7	-10	-0.017	200

Top 5 gainers on the HNX

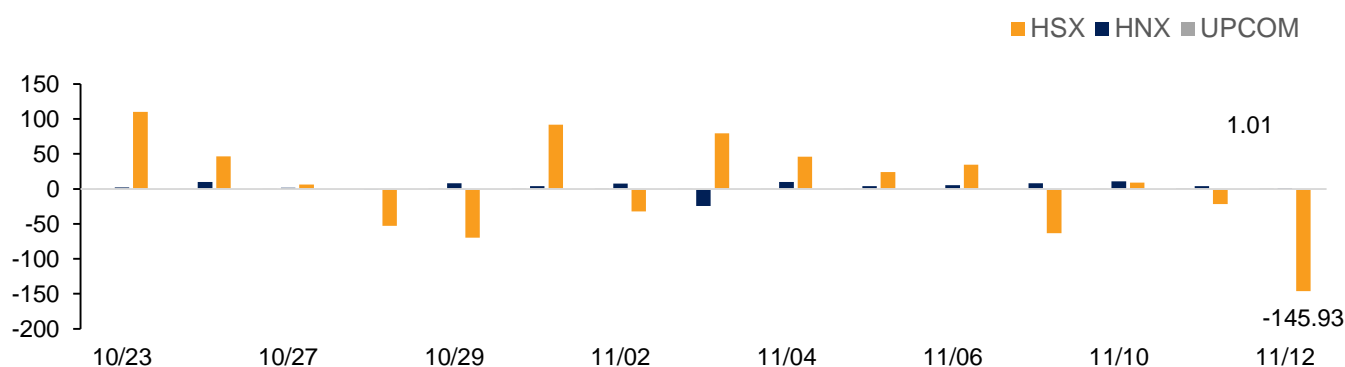
Ticker	Price	% Chg	Index pt	Volume
BED	26.4	10	0.004	3700
CVN	2.2	10	0	200
SFN	16.6	9.93	0.003	2200
NBP	16.8	9.8	0.011	100
SED	21.3	9.79	0.011	300

Top 5 losers on the HNX

Ticker	Price	% Chg	Index pt	Volume
LBE	17.1	-10	-0.001	100
ONE	9.1	-9.9	-0.003	31100
DID	4.6	-9.8	-0.002	10100
NHA	9.3	-9.71	-0.005	100
KMT	5.8	-9.38	-0.004	500

Exhibit 3

Foreign transaction



Source: HSX, HNX, BSC Research

Disclosure

The information, statements, forecasts and projections contained herein, including any expression of opinion, are based upon sources believed to be reliable but their accuracy completeness or correctness are not guaranteed. Expressions of opinion herein were arrived at after due and careful consideration and they were based upon the best information then known to us, and in our opinion are fair and reasonable in the circumstances prevailing at the time. Expressions of opinion contained herein are subject to change without notice. This document is not, and should not be construed as, an offer or the solicitation of an offer to buy or sell any securities. BSC and other companies in the BSC and/or their officers, directors and employees may have positions and may affect transactions in securities of companies mentioned herein and may also perform or seek to perform investment banking services for these companies. This document is for private circulation only and is not for publication in the press or elsewhere. BSC accepts no liability whatsoever for any direct or consequential loss arising from any use of this or its content. The use of any information, statements forecasts and projections contained herein shall be at the sole discretion and risk of the user. No part of this material may be (i) copied, photocopied or duplicated in any form by any mean or (ii) redistributed without the prior written consent of BIDV Securities Company (BSC).

BSC Headquarters

BIDV Tower, 10th & 11th Floor

35 Hang Voi, Hoan Kiem, Hanoi

Tel: +84 4 3935 2722

Fax: +84 4 2220 0669

Ho Chi Minh City Office

146 Nguyen Cong Tru St, 9th Floor

District 1, HCMC

Tel: +84 8 3821 8885

Fax: +84 8 3821 8510

<http://www.bsc.com.vn>

Bloomberg: BSCV <GO>

