

Mon, November 16, 2015

## Vietnam Daily Monitor

Weak ahead: Wait for the reaction at 615

### BSC's Forecast on the stock market

	Negative	Neutral	Positive
Day 17/11/2015	•		
Week 16/11-20/11/2015	•		
Month 11/2015			•

### Summary

The index started the week with a slight decline. The market breadth weakened. VNM today has increased significantly, though it did not help the market closed in the green.

Foreign investors remained net sellers on the HSX, while return buying on HNX.

### Recommendation

The accumulation and mitigation will persist in the next session. The stock market is currently lack of support information. As the large cap do not have enough thrust, VN-Index will continue to revolve around 600-615 points.

Risk-seeking investors can take position in the down sessions or when VN-Index drop to 595 - 600 point, then quickly take profit when the VN-Index is approaching the resistance of 615 points.

### Stock recommendations

Short-term portfolio: Buy CEO

CANSLIM portfolio: Take profit DHC, FPT, HT1 and NTL; cut loss HHS. Buy NTP, VSC and RDP.

## BSC RESEARCH

### Head of Research

**Tran Thang Long**  
longtt@bsc.com.vn

### Macro & Market Team

**Bui Nguyen Khoa**  
khoabn@bsc.com.vn

**Vu Thanh Phong**  
phongvt@bsc.com.vn

**Do Nam Tung**  
tungdn@bsc.com.vn

**Nguyen Quoc Truong**  
truongnq@bsc.com.vn

**VN-INDEX** **609.21**

Value: 2066.3 bil **-2.06 (-0.34%)**

Foreigners (net): -VND 35.79 bil

**HNX-INDEX** **81.05**

Value: 475.04 bil **-0.52 (-0.64%)**

Foreigners (net): VND 2.66 bil

**UPCOM-INDEX** **51.99**

Value 20.31 bil **-0.27 (-0.52%)**

Foreigners (net): VND 1.64 bil

### Macro indicators

	Value	% Chg
Crude oil	41.2	1.1%
Gold	1,093	0.8%
USDVND	22,455	0.2%
EURVND	24,084	-0.1%
JPYVND	18,264	-0.1%
1-month Interbank ra	3.2%	-
5yr VN Treasury Yiel	6.6%	-

Source: Bloomberg, BSC Research

### Content

Market highlights	2
Stock recommendations	3
Market statistics	4

This report must be read with the Disclosure, located at the end of this report.

---

**Nguyen Quoc Truong**
*Research Analyst*

truongnq@bsc.com.vn

---

## Market highlights

The market declined although the VNM share rose well. Foreign investors continued to be net sellers on the HSX. Some stocks surging significantly on price and volume today are ACM (+ 9.3%), VIX (+ 8.7%), HPC (+ 7.7%) and C47 (+6.6 %).

## Recommendations

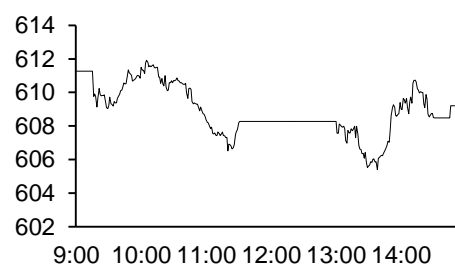
As previously mentioned, VN-Index will not be easy to overcome resistance at 615 points in the context that support information has been depleting. Some leading stocks, especially VNM, continue to rise, however, if the remaining stocks do not gain together, the market will not be able to create a sustainable uptrend. The market liquidity also did not a significant rise in recent sessions. Therefore, VN-Index may probably continually fluctuate around 600-615 points as recently.

Risk-seeking investors can take positions when VN-Index is near the support level of 595-600 points and quickly take profit in the rallies.

Exhibit 1

**VN-Index Intraday**


---

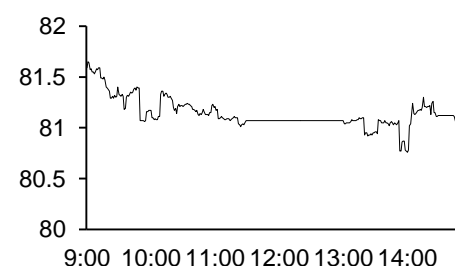


Source: Bloomberg, BSC Research

Exhibit 2

**HNX-Index Intraday**


---



Source: Bloomberg, BSC Research

Exhibit 3

**Top 5 volume leaders**

Ticker	Volume	Price	% Chg
FLC	15.35	8.2	1.23
FIT	11.05	10.9	3.81
OGC	10.71	3.1	-3.13
CII	6.1	20.8	-1.89
HQC	4.95	6.4	0

Source: Bloomberg, BSC Research

Exhibit 4

**Foreign transaction**

Top buy	Value	Top sell	Value
DLG	21.95	MSN	53.9
VIC	9.4	CTG	20.2
SSI	6.3	HPG	16.4
DPM	5.4	PVD	5.7
VCS	0.9	PTI	0.9

Source: BSC Research

## Stock recommendations

### Short-term portfolio

No.	Ticker	Date	Buy price	Current price	Performance	Recommendation	Cutloss	Target
1	SHI	20/8/2015	10.5	16.5	57.1%	Hold	9.8	15
2	BVH	3/9/2015	43.8	58	32.4%	Hold	40.3	62
3	DPM	7/9/2015	30.4	32.7	7.6%	Hold	28.3	35
4	NCT	7/9/2015	114	147	28.9%	Hold	106	142
5	CMS	19/10/2015	10	9.7	-3.0%	Hold	9.3	11
6	SD5	19/10/2015	13.6	12.9	-5.1%	Hold	12.5	15
7	HLD	26/10/2015	16.7	16.9	1.2%	Hold	15.5	18.5
8	VND	2/11/2015	13.6	13.2	-2.9%	Hold	12.8	15
9	SD9	2/11/2015	13.6	12.8	-5.9%	Hold	12.9	14.6
10	TNG	9/11/2015	21.8	20.2	-7.3%	Hold	20.8	24
11	CEO	16/11/2015	14.5	14.5	0.0%	Buy	13.5	16.6
<b>Average</b>					<b>9.4%</b>			

Source: BSC Research

**Short-term portfolio:** Buy CEO

### CANSLIM portfolio

No.	Ticker	Date	Buy price	Current price	1w performance	Unrealized gain/ loss	Cutloss	Target
1	MBB	27/4/2015	13.8	14.8	-0.7%	7.2%	12.7	16.5
2	VIC	7/7/2014	38.0	43.4	-2.0%	14.3%	34.2	57.3
7	PLC	15/9/2015	31.7	37.4	-0.3%	18.0%	28.5	38.0
8	CMG	19/10/2015	14.7	14.8	4.2%	0.7%	13.4	17.5
10	DXG	26/10/2015	19.8	18.5	-1.6%	-6.6%	18.2	23.8
11	CHP	2/11/2015	21.0	21.6	-0.5%	2.9%	20.1	26.3
12	BHS	9/11/2015	19.0	19.6	0.0%	3.2%	17.1	22.1
8	NTP	13/11/2015	62.3	65.0	4.3%	4.3%	57.3	74.8
9	VSC	13/11/2015	74.5	77.0	3.4%	3.4%	68.5	89.4
10	RDP	13/11/2015	28.4	28.1	-1.1%	-1.1%	26.1	34.1
<b>Average</b>					<b>0.6%</b>	<b>4.6%</b>		

Source: BSC Research

**CANSLIM portfolio:** Take profit DHC, FPT, HT1 and NTL; cut loss HHS. Buy NTP, VSC and RDP.

## Market statistics

### Top 5 leaders on the HSX

Ticker	Price	% Chg	Index pt	Volume
VNM	140	2.19	1.833	924150
BMP	138	3.76	0.116	204990
MWG	79.5	1.92	0.107	340740
HT1	29.4	1.73	0.081	58720
GMD	40.5	3.32	0.077	565270

### Top 5 laggards on the HSX

Ticker	Price	% Chg	Index pt	Volume
VIC	43.4	-2.03	-0.847	1.01MLN
CTG	20.3	-1.46	-0.568	429910
VCB	47.1	-0.84	-0.542	426970
GAS	43.1	-1.15	-0.482	518020
BID	23.5	-0.84	-0.348	204700

### Top 5 gainers on the HSX

Ticker	Price	% Chg	Index pt	Volume
VNH	1.3	8.33	0	39950
VPH	9.2	6.98	0.014	113110
KHA	29.5	6.88	0.014	24240
VNG	9.4	6.82	0.004	10
VMD	28.3	6.79	0.008	10750

### Top 5 losers on the HSX

Ticker	Price	% Chg	Index pt	Volume
PTK	1	-9.09	-0.001	42250
PNC	10.7	-6.96	-0.004	10
LDG	12.6	-6.67	-0.034	1.17MLN
VID	5.6	-6.67	-0.005	4840
PIT	7.2	-6.49	-0.004	660

Source: Bloomberg, BSC Research

### Top 5 leaders on HNX

Ticker	Price	% Chg	Index pt	Volume
NTP	65	4.33	0.094	176900
OCH	9.4	4.44	0.045	1100
SCR	8.6	4.88	0.042	11.05MLN
VCS	67	1.52	0.03	124400
VNF	77.6	9.92	0.022	4900

### Top 5 laggards on the HNX

Ticker	Price	% Chg	Index pt	Volume
	20.2	-1.46	-0.157	182700
PHP	23	-3.36	-0.146	51400
PVS	20.3	-0.98	-0.05	663500
SHB	6.7	-1.47	-0.05	386200
VNR	22.4	-2.61	-0.044	4400

### Top 5 gainers on the HNX

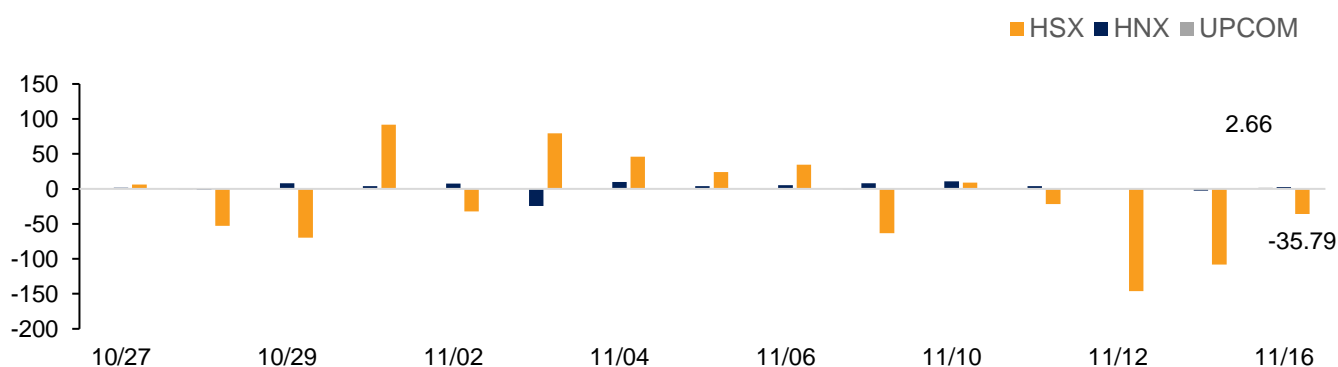
Ticker	Price	% Chg	Index pt	Volume
BED	31.9	10	0.005	11800
NFC	20.9	10	0.011	100
VNF	77.6	9.92	0.022	4900
SDN	21.3	9.79	0.002	200
SGH	35.9	9.79	0.006	500

### Top 5 losers on the HNX

Ticker	Price	% Chg	Index pt	Volume
HAD	42.3	-10	-0.011	100
ONE	9.1	-9.9	-0.003	31100
DID	4.6	-9.8	-0.002	10100
NHA	9.3	-9.71	-0.005	100
KMT	5.8	-9.38	-0.004	500

Exhibit 3

### Foreign transaction



Source: HSX, HNX, BSC Research

## Disclosure

*The information, statements, forecasts and projections contained herein, including any expression of opinion, are based upon sources believed to be reliable but their accuracy completeness or correctness are not guaranteed. Expressions of opinion herein were arrived at after due and careful consideration and they were based upon the best information then known to us, and in our opinion are fair and reasonable in the circumstances prevailing at the time. Expressions of opinion contained herein are subject to change without notice. This document is not, and should not be construed as, an offer or the solicitation of an offer to buy or sell any securities. BSC and other companies in the BSC and/or their officers, directors and employees may have positions and may affect transactions in securities of companies mentioned herein and may also perform or seek to perform investment banking services for these companies. This document is for private circulation only and is not for publication in the press or elsewhere. BSC accepts no liability whatsoever for any direct or consequential loss arising from any use of this or its content. The use of any information, statements forecasts and projections contained herein shall be at the sole discretion and risk of the user. No part of this material may be (i) copied, photocopied or duplicated in any form by any mean or (ii) redistributed without the prior written consent of BIDV Securities Company (BSC).*

**BSC Headquarters**

BIDV Tower, 10th & 11th Floor  
35 Hang Voi, Hoan Kiem, Hanoi  
Tel: +84 4 3935 2722  
Fax: +84 4 2220 0669

**Ho Chi Minh City Office**

146 Nguyen Cong Tru St, 9th Floor  
District 1, HCMC  
Tel: +84 8 3821 8885  
Fax: +84 8 3821 8510

<http://www.bsc.com.vn>

Bloomberg: BSCV <GO>

