

Tue, November 17, 2015

Vietnam Daily Monitor

VN-Index to retest the 600-point support

BSC's Forecast on the stock market

	Negative	Neutral	Positive
Day 18/11/2015	•		
Week 16/11-20/11/2015	•		
Month 11/2015			•

Summary

VN-Index and UPCOM-Index decreased, while the HNX-Index kept closing in the green by the end of the session. The speculative stocks' transactions were busy during the day; in the other hand, the basic stocks corrected. Market breadth recovered, especially on the HNX.

Foreign investors were net sellers on the 2 main exchanges, while they bought slightly on the UPCOM.

Recommendation

The downtrend will continue. The supporting area between 595-600 points is likely to be tested again in the next session. If VN-Index loss this level, the market psychology might deteriorate.

Venture investors can open position when the index down to the support area. Prudent investors should stay out of the market at this time.

BSC RESEARCH

Head of Research

Tran Thang Long
longtt@bsc.com.vn

Macro & Market Team

Bui Nguyen Khoa
khoabn@bsc.com.vn

Vu Thanh Phong
phongvt@bsc.com.vn

Do Nam Tung
tungdn@bsc.com.vn

Nguyen Quoc Truong
truongnq@bsc.com.vn

VN-INDEX **605.05**
Value: 2633.09 bil **-4.16 (-0.68%)**
Foreigners (net): -VND 54.72 bil

HNX-INDEX **81.14**
Value: 555.38 bil **0.09 (0.11%)**
Foreigners (net): -VND 5.48 bil

UPCOM-INDEX **51.83**
Value 16.28 bil **-0.16 (-0.31%)**
Foreigners (net): VND 0.41 bil

Macro indicators

	Value	% Chg
Crude oil	41.6	-0.3%
Gold	1,081	-0.2%
USDVND	22,455	0.0%
EURVND	23,962	-0.1%
JPYVND	18,217	0.0%
1-month Interbank ra	3.3%	-
5yr VN Treasury Yiel	6.8%	-

Source: Bloomberg, BSC Research

Content

Market highlights	2
Stock recommendations	3
Market statistics	4

This report must be read with the Disclosure, located at the end of this report.

Nguyen Quoc Truong
Research Analyst

truongnq@bsc.com.vn

Market highlights

Speculative stocks (FLC, KLF, HAI, and VHG) rose sharply, going on an opposite way to the general market.

Trading volume on both exchanges was 237 million shares, up 25% compared to yesterday.

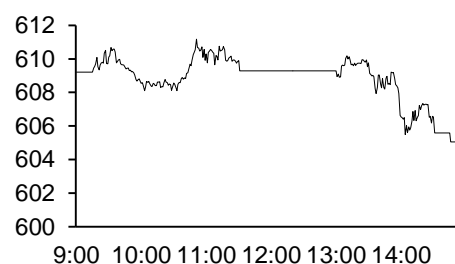
VNM was sold strongly by profit-takers.

Recommendations

Vietnam market continually traded negatively when VN-Index dropped by the end of today session while the speculative stocks gained significantly. Trading volume increased by 25% versus yesterday primarily due to strong transaction of these stocks. Foreign investors continued to be net sellers on the HSX. With these negative signals, the more likely VN-Index will continue to decline to retest the support level of 595-600 points in the next sessions. If the market break down 595-600 points with large volumes, investors should rapidly reduce stock proportion to low level.

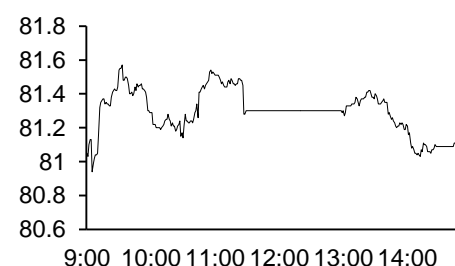
Risk-seeking investors can buy share when VN-Index to close above support level. Cautious investors temporarily stop trading to reduce risk.

Exhibit 1

VN-Index Intraday


Source: Bloomberg, BSC Research

Exhibit 2

HNX-Index Intraday


Source: Bloomberg, BSC Research

Exhibit 3

Top 5 volume leaders

Ticker	Volume	Price	% Chg
FLC	22.49	8.4	2.44
FIT	12.32	10.7	-1.83
HAI	12.08	6.4	6.67
CII	10.56	21	0.96
VHG	9.73	7.9	5.33

Source: Bloomberg, BSC Research

Exhibit 4

Foreign transaction

Top buy	Value	Top sell	Value
DLG	36.9	MSN	47.4
DPM	9.5	VNM	35.5
VIC	6.6	HSG	13.6
FLC	6.5	KDC	11.1
VCS	1.3	EBS	4.3

Source: BSC Research

Stock recommendations

Short-term portfolio

No.	Ticker	Date	Buy price	Current price	Performance	Recommendation	Cutloss	Target
1	SHI	20/8/2015	10.5	16	52.4%	Hold	9.8	15
2	BVH	3/9/2015	43.8	57	30.1%	Hold	40.3	62
3	DPM	7/9/2015	30.4	33	8.6%	Hold	28.3	35
4	NCT	7/9/2015	114	142	24.6%	Hold	106	142
5	CMS	19/10/2015	10	9.4	-6.0%	Hold	9.3	11
6	SD5	19/10/2015	13.6	12.9	-5.1%	Hold	12.5	15
7	HLD	26/10/2015	16.7	16.8	0.6%	Hold	15.5	18.5
8	VND	2/11/2015	13.6	13.2	-2.9%	Hold	12.8	15
9	SD9	2/11/2015	13.6	12.9	-5.1%	Hold	12.9	14.6
10	TNG	9/11/2015	21.8	20.4	-6.4%	Hold	20.8	24
11	CEO	16/11/2015	14.5	14.5	0.0%	Hold	13.5	16.6
Average					8.2%			

Source: BSC Research

CANSLIM portfolio

No.	Ticker	Date	Buy price	Current price	1w performance	Unrealized gain/ loss	Cutloss	Target
1	MBB	27/4/2015	13.8	14.6	-2.0%	5.8%	12.7	16.5
2	VIC	7/7/2014	38.0	43.4	-2.0%	14.3%	34.2	57.3
3	PLC	15/9/2015	31.7	37.5	0.0%	18.3%	28.5	38.0
4	CMG	19/10/2015	14.7	14.7	3.5%	0.0%	13.4	17.5
5	DXG	26/10/2015	19.8	18.8	0.0%	-5.1%	18.2	23.8
6	CHP	2/11/2015	21.0	21.5	-0.9%	2.4%	20.1	26.3
7	BHS	9/11/2015	19.0	19.1	-2.6%	0.5%	17.1	22.1
8	NTP	13/11/2015	62.3	64.9	4.2%	4.2%	57.3	74.8
9	VSC	13/11/2015	74.5	76.5	2.7%	2.7%	68.5	89.4
10	RDP	13/11/2015	28.4	27.8	-2.1%	-2.1%	26.1	34.1
Average					0.1%	4.1%		

Source: BSC Research

Market statistics

Top 5 leaders on the HSX

Ticker	Price	% Chg	Index pt	Volume
GAS	43.5	0.93	0.386	432350
HPG	30.2	2.03	0.224	2.01MLN
PVD	33.3	2.46	0.142	378240
VCB	47.2	0.21	0.136	448710
KDC	24.5	4.26	0.131	2.28MLN

Top 5 laggards on the HSX

Ticker	Price	% Chg	Index pt	Volume
VNM	134	-4.29	-3.666	1.87MLN
FPT	52	-3.7	-0.405	2.14MLN
CTG	20.1	-0.99	-0.379	930680
BVH	57	-1.72	-0.346	199300
BID	23.4	-0.43	-0.174	487770

Top 5 gainers on the HSX

Ticker	Price	% Chg	Index pt	Volume
PTK	1.1	10	0.001	31450
THG	30.9	6.92	0.01	80140
VPS	17	6.92	0.01	30
SVI	36.3	6.76	0.015	1250
PTC	7.9	6.76	0.005	160

Top 5 losers on the HSX

Ticker	Price	% Chg	Index pt	Volume
GTT	1.2	-7.69	-0.002	149620
VNH	1.2	-7.69	0	33430
VLF	1.3	-7.14	-0.001	1400
HOT	33.5	-6.94	-0.01	30
KAC	8.2	-6.82	-0.007	800

Source: Bloomberg, BSC Research

Top 5 leaders on HNX

Ticker	Price	% Chg	Index pt	Volume
DGC	45	3.93	0.04	107700
KLF	4.8	9.09	0.037	12.32MLN
LAS	31.4	2.28	0.03	7200
PTI	24.2	2.54	0.027	79400
SHN	12.6	8.62	0.022	1.20MLN

Top 5 laggards on the HNX

Ticker	Price	% Chg	Index pt	Volume
	64.5	-3.73	-0.074	261900
ACB	20.1	-0.5	-0.052	104600
VNR	21.7	-3.13	-0.051	14500
PVI	24	-1.23	-0.039	446100
VCG	12.2	-0.81	-0.025	1.34MLN

Top 5 gainers on the HNX

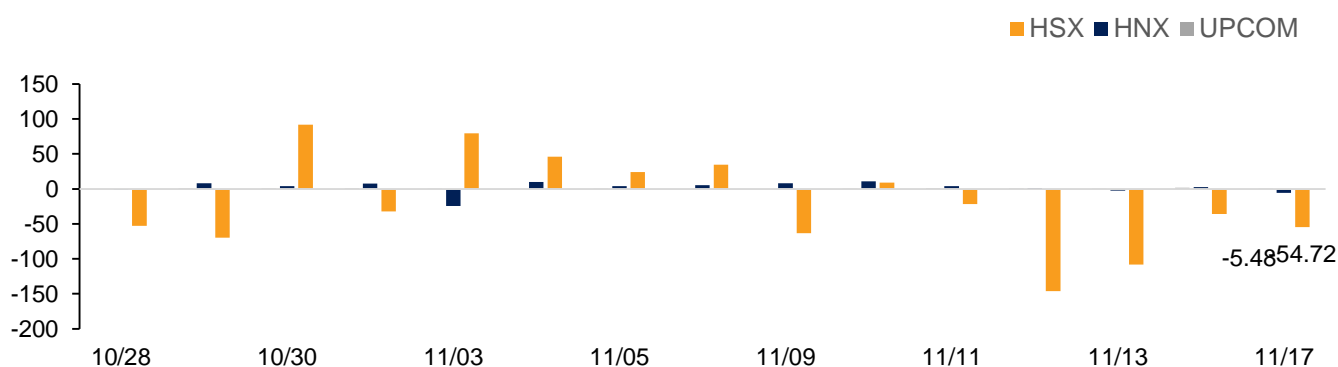
Ticker	Price	% Chg	Index pt	Volume
S12	2.2	10	0.001	300
TET	17.8	9.88	0.005	100
SGH	39.4	9.75	0.007	800
SJC	4.6	9.52	0.002	1700
DZM	4.7	9.3	0.001	100

Top 5 losers on the HNX

Ticker	Price	% Chg	Index pt	Volume
AMC	23	-9.45	-0.004	500
ONE	9.1	-9.9	-0.003	31100
DID	4.6	-9.8	-0.002	10100
NHA	9.3	-9.71	-0.005	100
KMT	5.8	-9.38	-0.004	500

Exhibit 3

Foreign transaction



Source: HSX, HNX, BSC Research

Disclosure

The information, statements, forecasts and projections contained herein, including any expression of opinion, are based upon sources believed to be reliable but their accuracy completeness or correctness are not guaranteed. Expressions of opinion herein were arrived at after due and careful consideration and they were based upon the best information then known to us, and in our opinion are fair and reasonable in the circumstances prevailing at the time. Expressions of opinion contained herein are subject to change without notice. This document is not, and should not be construed as, an offer or the solicitation of an offer to buy or sell any securities. BSC and other companies in the BSC and/or their officers, directors and employees may have positions and may affect transactions in securities of companies mentioned herein and may also perform or seek to perform investment banking services for these companies. This document is for private circulation only and is not for publication in the press or elsewhere. BSC accepts no liability whatsoever for any direct or consequential loss arising from any use of this or its content. The use of any information, statements forecasts and projections contained herein shall be at the sole discretion and risk of the user. No part of this material may be (i) copied, photocopied or duplicated in any form by any mean or (ii) redistributed without the prior written consent of BIDV Securities Company (BSC).

BSC Headquarters

BIDV Tower, 10th & 11th Floor

35 Hang Voi, Hoan Kiem, Hanoi

Tel: +84 4 3935 2722

Fax: +84 4 2220 0669

Ho Chi Minh City Office

146 Nguyen Cong Tru St, 9th Floor

District 1, HCMC

Tel: +84 8 3821 8885

Fax: +84 8 3821 8510

<http://www.bsc.com.vn>

Bloomberg: BSCV <GO>

