



Thu, November 19, 2015

## Vietnam Daily Monitor

### Foreigners keep selling

#### BSC's Forecast on the stock market

	Negative	Neutral	Positive
Day 20/11/2015	•		
Week 16/11-20/11/2015	•		
Month 11/2015			•

### Summary

Today's trading session continued to be a psycho test for the market. Topped in the session, then closed down last session, the 2 indices fell slightly. The market breadth was fairly balanced. The advances of the day were mainly the speculative stocks. Foreigners were net sellers on the HSX, but they turned to buy on HNX.

### Recommendation

The demand at low prices tend to strengthen, promising expectations of a recovery session if the market fell too deep. In the next session, stock indices will up to the movement of the large-cap stocks, and blue-chips.

Risk-seeking investors can take positions when VN-Index fall to the support level of 595-600 points and consider quickly cutting loss if this index break down with large volume.

#### BSC RESEARCH

##### Head of Research

**Tran Thang Long**  
longtt@bsc.com.vn

##### Macro & Market Team

**Bui Nguyen Khoa**  
khoabn@bsc.com.vn

**Vu Thanh Phong**  
phongvt@bsc.com.vn

**Do Nam Tung**  
tungdn@bsc.com.vn

**Nguyen Quoc Truong**  
truongnq@bsc.com.vn

**VN-INDEX** **601.90**  
Value: 1767.75 bil **-1.44 (-0.24%)**  
Foreigners (net): -VND 29.02 bil

**HNX-INDEX** **81.24**  
Value: 373.45 bil **-0.12 (-0.15%)**  
Foreigners (net): VND 8.01 bil

**UPCOM-INDEX** **51.68**  
Value 14.46 bil **0.21 (0.41%)**  
Foreigners (net): -VND 0.01268 bil

#### Macro indicators

	Value	% Chg
Crude oil	40.8	0.0%
Gold	1,073	0.2%
USDVND	22,465	0.0%
EURVND	24,012	0.3%
JPYVND	18,232	0.3%
1-month Interbank ra	3.4%	-
5yr VN Treasury Yiel	6.6%	-

Source: Bloomberg, BSC Research

#### Content

Market highlights	2
Stock recommendations	3
Market statistics	4

This report must be read with the Disclosure, located at the end of this report.

## Nguyen Quoc Truong

Research Analyst

truongnq@bsc.com.vn

## Market highlights

FLC, OGC and JVC closed at ceiling prices with large volumes.

Foreign investors continued to be sellers on the HSX.

Some stocks surging significantly on price and volume today are HDO (+ 10%), PXA (+ 8.3%), BCG (+ 7%) and GTN (+ 6.7%).

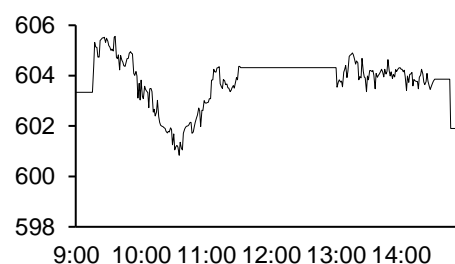
## Recommendations

Today movements of the market is not much different from previous our expectation. Foreigners still sold on HSX, and the market is still under selling pressure, however, this pressure is not large enough to make a strong decline. Support level of 600 points is still solid, and we found that bottom fishing activities have increased as the VN-Index move closely to this level on today session. If the blue-chips can retain the current prices, the support level of 600 points will not be broken and a technical rebound can appear.

We remain our previous recommendations. Accordingly, risk-seeking investors can take positions when VN-Index fall to the support level of 595-600 points and consider quickly cutting loss if this index break down with large volume.

Exhibit 1

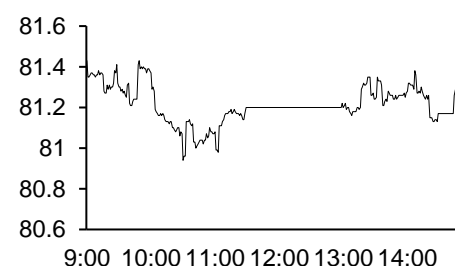
### VN-Index Intraday



Source: Bloomberg, BSC Research

Exhibit 2

### HNX-Index Intraday



Source: Bloomberg, BSC Research

Exhibit 3

### Top 5 volume leaders

Ticker	Volume	Price	% Chg
FLC	20.03	8.8	6.02
SBT	6.56	17.8	-0.56
FIT	6.24	10.6	0.95
OGC	5.05	3.5	6.06
GTN	4.93	16	6.67

Source: Bloomberg, BSC Research

Exhibit 4

### Foreign transaction

Top buy	Value	Top sell	Value
VCB	8.1	MSN	25.4
CTD	7	HBC	9.1
CII	4.2	GAS	6.5
HAD	3.4	CSM	6.4
DPM	2.7	PSI	-0.9

Source: BSC Research

## Stock recommendations

### Short-term portfolio

No.	Ticker	Date	Buy price	Current price	Performance	Recommendation	Cutloss	Target
1	SHI	20/8/2015	10.5	17.3	64.8%	Hold	9.8	15
2	BVH	3/9/2015	43.8	57.5	31.3%	Hold	40.3	62
3	DPM	7/9/2015	30.4	32.5	6.9%	Hold	28.3	35
4	NCT	7/9/2015	114	143	25.4%	Hold	106	142
5	CMS	19/10/2015	10	9.3	-7.0%	Hold	9.3	11
6	SD5	19/10/2015	13.6	12.8	-5.9%	Hold	12.5	15
7	HLD	26/10/2015	16.7	16.8	0.6%	Hold	15.5	18.5
8	VND	2/11/2015	13.6	13.1	-3.7%	Hold	12.8	15
9	SD9	2/11/2015	13.6	12.9	-5.1%	Hold	12.9	14.6
10	TNG	9/11/2015	21.8	20.9	-4.1%	Hold	20.8	24
11	CEO	16/11/2015	14.5	14.6	0.7%	Hold	13.5	16.6
<b>Average</b>					<b>9.4%</b>			

Source: BSC Research

### CANSLIM portfolio

No.	Ticker	Date	Buy price	Current price	1w performance	Unrealized gain/ loss	Cutloss	Target
1	MBB	27/4/2015	13.8	14.7	-1.3%	6.5%	12.7	16.5
2	VIC	7/7/2014	38.0	43.4	-2.0%	14.3%	34.2	57.3
3	PLC	15/9/2015	31.7	38	1.3%	19.9%	28.5	38.0
4	CMG	19/10/2015	14.7	14.4	1.4%	-2.0%	13.4	17.5
5	DXG	26/10/2015	19.8	18.9	0.5%	-4.5%	18.2	23.8
6	CHP	2/11/2015	21.0	20.5	-5.5%	-2.4%	20.1	26.3
7	BHS	9/11/2015	19.0	19.7	0.5%	3.7%	17.1	22.1
8	NTP	13/11/2015	62.3	65.0	4.3%	4.3%	57.3	74.8
9	VSC	13/11/2015	74.5	76.0	2.0%	2.0%	68.5	89.4
10	RDP	13/11/2015	28.4	30.3	6.7%	6.7%	26.1	34.1
<b>Average</b>					<b>0.8%</b>	<b>4.8%</b>		

Source: BSC Research

## Market statistics

### Top 5 leaders on the HSX

Ticker	Price	% Chg	Index pt	Volume
CTD	150	6.38	0.198	144480
BVH	57.5	0.88	0.173	117410
HT1	30	3.45	0.161	58470
FLC	8.8	6.02	0.134	20.03MLN
LGC	24.6	4.68	0.108	117600

### Top 5 laggards on the HSX

Ticker	Price	% Chg	Index pt	Volume
VNM	130	-1.52	-1.219	966290
VIC	43.4	-0.69	-0.282	755330
VCB	47	-0.42	-0.27	359250
CTG	19.9	-0.5	-0.189	554600
HPG	29.8	-1	-0.112	436500

### Top 5 gainers on the HSX

Ticker	Price	% Chg	Index pt	Volume
KSS	1.1	10	0.003	120980
KTB	1.2	9.09	0.002	49470
GTT	1.3	8.33	0.002	96790
BCG	19.9	6.99	0.027	1.74MLN
TNT	20.1	6.91	0.006	52470

### Top 5 losers on the HSX

Ticker	Price	% Chg	Index pt	Volume
VNH	1.2	-7.69	0	15950
ACC	24	-6.98	-0.009	10310
BRC	9.4	-6.93	-0.004	5640
AGM	8.6	-6.52	-0.006	850
KAC	7.2	-6.49	-0.006	300

Source: Bloomberg, BSC Research

### Top 5 leaders on HNX

Ticker	Price	% Chg	Index pt	Volume
VCS	71.9	6.05	0.122	116600
OCH	10.3	9.57	0.101	100
VNR	22.9	5.05	0.081	300
PLC	38	1.88	0.028	175800
PTI	24.7	2.07	0.022	220400

### Top 5 laggards on the HNX

Ticker	Price	% Chg	Index pt	Volume
	20.1	-0.5	-0.052	149300
SHB	6.7	-1.47	-0.05	1.07MLN
VCG	12.1	-1.63	-0.049	538100
NTP	65	-1.52	-0.035	38200
CHP	20.5	-1.91	-0.028	148100

### Top 5 gainers on the HNX

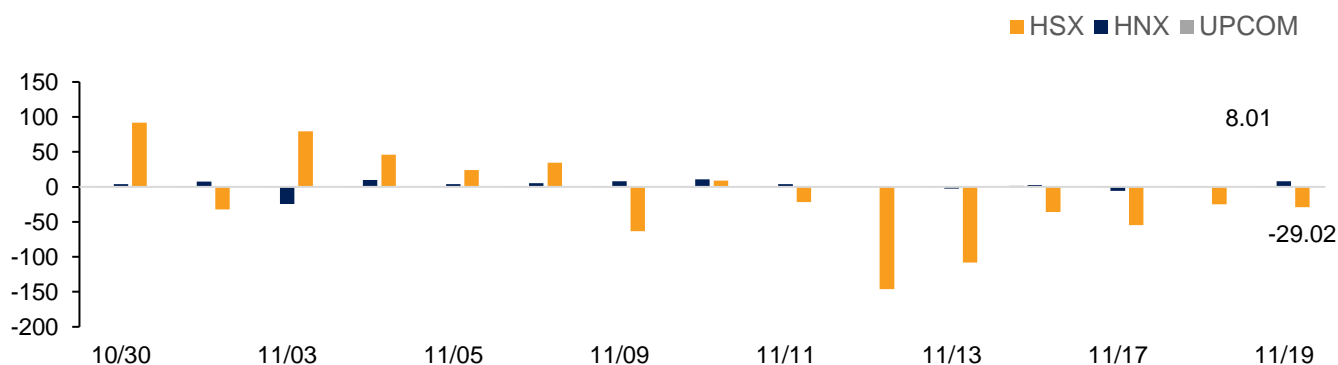
Ticker	Price	% Chg	Index pt	Volume
HDO	2.2	10	0.002	207400
NPS	14.3	10	0.002	100
QHD	42.9	10	0.009	2100
VC5	2.2	10	0.001	23400
OCH	10.3	9.57	0.101	100

### Top 5 losers on the HNX

Ticker	Price	% Chg	Index pt	Volume
SGH	38.7	-10	-0.009	300
ONE	9.1	-9.9	-0.003	31100
DID	4.6	-9.8	-0.002	10100
NHA	9.3	-9.71	-0.005	100
KMT	5.8	-9.38	-0.004	500

Exhibit 3

### Foreign transaction



Source: HSX, HNX, BSC Research

## Disclosure

*The information, statements, forecasts and projections contained herein, including any expression of opinion, are based upon sources believed to be reliable but their accuracy completeness or correctness are not guaranteed. Expressions of opinion herein were arrived at after due and careful consideration and they were based upon the best information then known to us, and in our opinion are fair and reasonable in the circumstances prevailing at the time. Expressions of opinion contained herein are subject to change without notice. This document is not, and should not be construed as, an offer or the solicitation of an offer to buy or sell any securities. BSC and other companies in the BSC and/or their officers, directors and employees may have positions and may affect transactions in securities of companies mentioned herein and may also perform or seek to perform investment banking services for these companies. This document is for private circulation only and is not for publication in the press or elsewhere. BSC accepts no liability whatsoever for any direct or consequential loss arising from any use of this or its content. The use of any information, statements forecasts and projections contained herein shall be at the sole discretion and risk of the user. No part of this material may be (i) copied, photocopied or duplicated in any form by any mean or (ii) redistributed without the prior written consent of BIDV Securities Company (BSC).*

**BSC Headquarters**

BIDV Tower, 10th &amp; 11th Floor

35 Hang Voi, Hoan Kiem, Hanoi

Tel: +84 4 3935 2722

Fax: +84 4 2220 0669

**Ho Chi Minh City Office**

146 Nguyen Cong Tru St, 9th Floor

District 1, HCMC

Tel: +84 8 3821 8885

Fax: +84 8 3821 8510

<http://www.bsc.com.vn>

Bloomberg: BSCV &lt;GO&gt;

