



Mon, November 23, 2015

Vietnam Daily Monitor

Market may continually decline

BSC's Forecast on the stock market

	Negative	Neutral	Positive
Day 24/11/2015	•		
Week 23/11-27/11/2015	•		
Month 11/2015			•

Summary

Vietnam market fell to 600 points, largely due to the sharp reduction of VNM. However, the market breadth remained relatively balanced. And foreigners backed to buy strongly on both two exchanges.

Recommendation

Before the breakthroughs of VNM, VN-Index traded around 590 points, and in case VNM adjusted more deeply, VN-Index will be more likely to continue to descending closed to this threshold.

Risk-seeking investors can buy when VN-Index closed to the support level of 595-600 points, note that investors should stop loss in case that the market (and many Blue-chips stocks) decrease strongly with large volume.

Stock recommendations

Short-term portfolio: Buy IJC and G20

BSC RESEARCH

Head of Research

Tran Thang Long
longtt@bsc.com.vn

Macro & Market Team

Bui Nguyen Khoa
khoabn@bsc.com.vn

Vu Thanh Phong
phongvt@bsc.com.vn

Do Nam Tung
tungdn@bsc.com.vn

Nguyen Quoc Truong
truongnq@bsc.com.vn

VN-INDEX **599.99**
Value: 2170.21 bil **-4.47 (-0.74%)**
Foreigners (net): VND 112.89 bil

HNX-INDEX **81.94**
Value: 540.48 bil **0.35 (0.43%)**
Foreigners (net): VND 25.35 bil

UPCOM-INDEX **51.82**
Value 10.4 bil **0.13 (0.25%)**
Foreigners (net): -VND 0.1 bil

Macro indicators

	Value	% Chg
Crude oil	40.5	-3.5%
Gold	1,070	-0.7%
USDVND	22,495	0.1%
EURVND	23,899	-0.1%
JPYVND	18,262	-0.2%
1-month Interbank ra	3.2%	-
5yr VN Treasury Yiel	6.7%	-

Source: Bloomberg, BSC Research

Content

Market highlights	2
Stock recommendations	3
Market statistics	4

This report must be read with the Disclosure, located at the end of this report.

Nguyen Quoc Truong

Research Analyst

truongnq@bsc.com.vn

Market highlights

VNM fell sharply to 3% and its trading volume increased by 75% compared to yesterday.

The market breadth was fairly balanced with 204 advancers / 211 losers on both exchanges.

Some stocks surging significantly on price and volume are HHG (+ 9.8%), VIG (+ 8.8%), HUT (+ 7.8%), MAC (+7.4 %) and PXA (+ 7.1%).

Recommendations

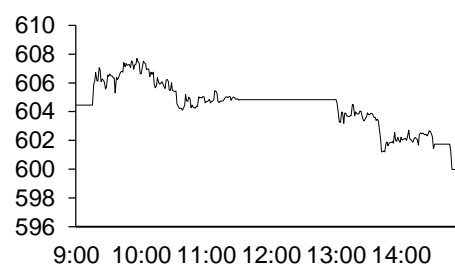
Market reduction increased when VNM shares plunged in today's session. In last month, the market gained mainly due to the breakthroughs of VNM, and the opposite is happening. Before the breakthroughs of VNM, VN-Index traded around 590 points, and in case VNM adjusted more deeply, VN-Index will be more likely to continue to descending closed to this threshold.

Except VNM, the rest of the market still traded as recent times: Blue chip stocks continued to accumulate, and some low-price stocks (OGC, ACM and JVC) rose sharply. Therefore, the movement of the market is likely to continue to depend heavily on the movement of VNM.

Risk-seeking investors can buy when VN-Index closed to the support level of 595-600 points, note that investors should stop loss in case the market (and many Blue-chips stocks) decrease strongly with large volume.

Exhibit 1

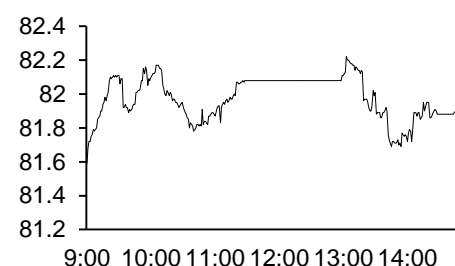
VN-Index Intraday



Source: Bloomberg, BSC Research

Exhibit 2

HNX-Index Intraday



Source: Bloomberg, BSC Research

Exhibit 3

Top 5 volume leaders

Ticker	Volume	Price	% Chg
OGC	24.99	3.9	5.41
FLC	14.52	9.1	3.41
DLG	7.15	9.1	0
HHS	7.06	17.5	4.79
FIT	6.46	10.9	1.87

Source: Bloomberg, BSC Research

Exhibit 4

Foreign transaction

Top buy	Value	Top sell	Value
VNM	35.5	KDC	6
OGC	20.6	HSG	4.9
DLG	18.2	CSM	4.7
VIC	13.6	SSI	3.6
TIG	11	BVS	1.5

Source: BSC Research

Stock recommendations

Short-term portfolio

No.	Ticker	Date	Buy price	Current price	Performance	Recommendation	Cutloss	Target
1	SHI	20/8/2015	10.5	18.5	76.2%	Hold	9.8	15
2	BVH	3/9/2015	43.8	58	32.4%	Hold	40.3	62
3	DPM	7/9/2015	30.4	32.7	7.6%	Hold	28.3	35
4	NCT	7/9/2015	114	143	25.4%	Hold	106	142
5	CMS	19/10/2015	10	9.7	-3.0%	Hold	9.3	11
6	SD5	19/10/2015	13.6	12.8	-5.9%	Hold	12.5	15
7	HLD	26/10/2015	16.7	16.8	0.6%	Hold	15.5	18.5
8	VND	2/11/2015	13.6	13.6	0.0%	Hold	12.8	15
9	SD9	2/11/2015	13.6	13	-4.4%	Hold	12.9	14.6
10	TNG	9/11/2015	21.8	20.7	-5.0%	Hold	20.8	24
11	CEO	16/11/2015	14.5	16.2	11.7%	Hold	13.5	16.6
12	IJC	23/11/2015	8.8	8.8	0.0%	Buy	8.2	10
13	G20	23/11/2015	10.9	10.9	0.0%	Buy	8.8	12.5
Average					10.4%			

Source: BSC Research

Short-term portfolio: Buy IJC and G20

CANSLIM portfolio

No.	Ticker	Date	Buy price	Current price	1w performance	Unrealized gain/ loss	Cutloss	Target
1	MBB	27/4/2015	13.8	14.6	0.0%	5.8%	12.7	16.5
2	VIC	7/7/2014	38.0	43.7	0.0%	15.1%	34.2	57.3
3	PLC	15/9/2015	31.7	37.5	-1.8%	18.3%	28.5	38.0
4	CMG	19/10/2015	14.7	14.4	-0.7%	-2.0%	13.4	17.5
5	DXG	26/10/2015	19.8	19.4	-0.5%	-2.0%	18.2	23.8
6	CHP	2/11/2015	21.0	20.9	2.0%	-0.5%	20.1	26.3
7	BHS	9/11/2015	19.0	21.8	6.3%	14.7%	17.1	22.1
8	NTP	13/11/2015	62.3	62.8	-3.2%	0.8%	57.3	74.8
9	VSC	13/11/2015	74.5	75.0	-1.3%	0.7%	68.5	89.4
10	RDP	13/11/2015	28.4	31.7	-0.6%	11.6%	26.1	34.1
Average					0.0%	6.3%		

Source: BSC Research

Market statistics

Top 5 leaders on the HSX

Ticker	Price	% Chg	Index pt	Volume
MWG	81	2.53	0.142	224070
HPG	30.2	1	0.112	966110
CTD	159	3.25	0.11	51700
SSI	23.7	1.72	0.095	2.50MLN
HHS	17.5	4.79	0.095	6.46MLN

Top 5 laggards on the HSX

Ticker	Price	% Chg	Index pt	Volume
VNM	127	-3.05	-2.437	1.69MLN
BID	23.2	-1.28	-0.52	483040
VCB	46.7	-0.64	-0.406	463650
MSN	71.5	-1.38	-0.379	129960
CTG	19.7	-1.01	-0.378	537990

Top 5 gainers on the HSX

Ticker	Price	% Chg	Index pt	Volume
MCG	4.6	6.98	0.009	453920
STG	23	6.98	0.01	16010
TSC	13.8	6.98	0.067	2.60MLN
HU3	7.8	6.85	0.003	2020
SII	31.9	6.69	0.059	140

Top 5 losers on the HSX

Ticker	Price	% Chg	Index pt	Volume
KSS	1	-9.09	-0.003	189330
PTK	1	-9.09	-0.001	83910
VLF	1.2	-7.69	-0.001	15910
VNH	1.2	-7.69	0	10710
POM	6.7	-6.94	-0.048	20

Source: Bloomberg, BSC Research

Top 5 leaders on HNX

Ticker	Price	% Chg	Index pt	Volume
OCH	12.4	9.73	0.123	1900
VCS	74.6	5.07	0.107	144700
VNR	24	5.26	0.088	3200
VCG	12.4	2.48	0.074	1.37MLN
HUT	12.4	7.83	0.065	2.70MLN

Top 5 laggards on the HNX

Ticker	Price	% Chg	Index pt	Volume
	62.8	-3.24	-0.073	80100
ACB	19.9	-0.5	-0.052	137800
SEB	45	-8.16	-0.045	100
PLC	37.5	-1.83	-0.028	104800
VNF	75.1	-9.52	-0.025	100

Top 5 gainers on the HNX

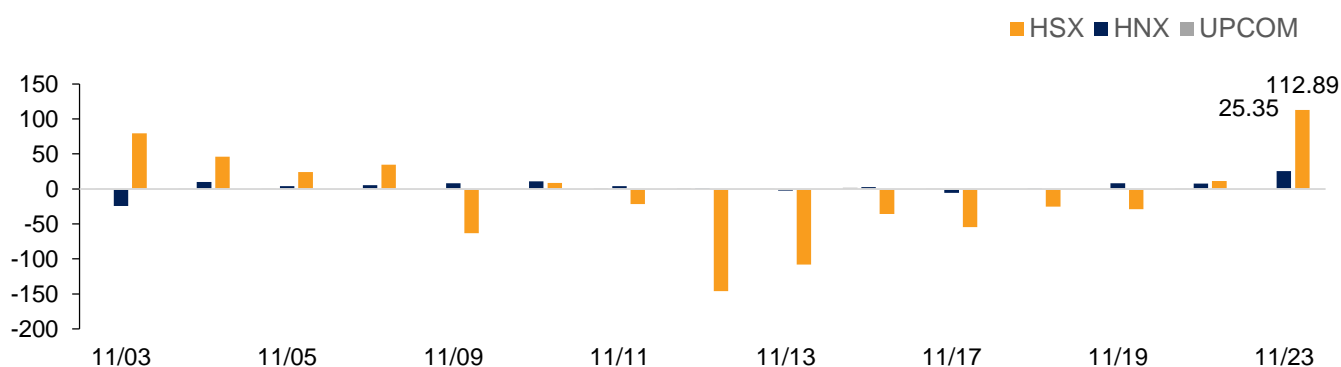
Ticker	Price	% Chg	Index pt	Volume
PV2	2.2	10	0.004	247200
HHG	10.1	9.78	0.009	263700
OCH	12.4	9.73	0.123	1900
POT	14.8	9.63	0.014	1800
DPC	19.5	9.55	0.002	1200

Top 5 losers on the HNX

Ticker	Price	% Chg	Index pt	Volume
DLR	8.1	-10	-0.002	100
ONE	9.1	-9.9	-0.003	31100
DID	4.6	-9.8	-0.002	10100
NHA	9.3	-9.71	-0.005	100
KMT	5.8	-9.38	-0.004	500

Exhibit 3

Foreign transaction



Source: HSX, HNX, BSC Research

Disclosure

The information, statements, forecasts and projections contained herein, including any expression of opinion, are based upon sources believed to be reliable but their accuracy completeness or correctness are not guaranteed. Expressions of opinion herein were arrived at after due and careful consideration and they were based upon the best information then known to us, and in our opinion are fair and reasonable in the circumstances prevailing at the time. Expressions of opinion contained herein are subject to change without notice. This document is not, and should not be construed as, an offer or the solicitation of an offer to buy or sell any securities. BSC and other companies in the BSC and/or their officers, directors and employees may have positions and may affect transactions in securities of companies mentioned herein and may also perform or seek to perform investment banking services for these companies. This document is for private circulation only and is not for publication in the press or elsewhere. BSC accepts no liability whatsoever for any direct or consequential loss arising from any use of this or its content. The use of any information, statements forecasts and projections contained herein shall be at the sole discretion and risk of the user. No part of this material may be (i) copied, photocopied or duplicated in any form by any mean or (ii) redistributed without the prior written consent of BIDV Securities Company (BSC).

BSC Headquarters

BIDV Tower, 10th & 11th Floor
35 Hang Voi, Hoan Kiem, Hanoi
Tel: +84 4 3935 2722
Fax: +84 4 2220 0669

Ho Chi Minh City Office

146 Nguyen Cong Tru St, 9th Floor
District 1, HCMC
Tel: +84 8 3821 8885
Fax: +84 8 3821 8510

<http://www.bsc.com.vn>

Bloomberg: BSCV <GO>

