



Tue, December 1, 2015

Vietnam Daily Monitor

Stuck in short-term downtrend

BSC's Forecast on the stock market

	Negative	Neutral	Positive
Day 2/12/2015	•		
Week 30/11-4/12/2015	•		
Month 12/2015	•		

Summary

Vietnam markets temporarily stop falling sharply, and the market breadth rebalanced. However, trading volume decreased on both exchanges. Foreign investors continued to sell on the HSX.

Recommendation

It is difficult for Vietnam market to rise significantly due to (1) amount of margin capital is still high, (2) the absence of good news and (3) negative movement of VN-Index by the end of today trading session.

Investors holding high stock proportion should consider reducing weight in the up sessions. Cautious investors continue to stand outside the market, not rush into buying back stocks.

BSC RESEARCH

Head of Research

Tran Thang Long
longtt@bsc.com.vn

Macro & Market Team

Bui Nguyen Khoa
khoabn@bsc.com.vn

Vu Thanh Phong
phongvt@bsc.com.vn

Do Nam Tung
tungdn@bsc.com.vn

Nguyen Quoc Truong
truongnq@bsc.com.vn

VN-INDEX **570.41**
Value: 1735.23 bil **-2.79 (-0.49%)**
Foreigners (net): -VND 102.7 bil

HNX-INDEX **80.26**
Value: 284.15 bil **-0.35 (-0.43%)**
Foreigners (net): VND 2.3 bil

UPCOM-INDEX **48.93**
Value 15.3 bil **-0.22 (-0.45%)**
Foreigners (net): VND 0.6 bil

Macro indicators

	Value	% Chg
Crude oil	42.1	1.0%
Gold	1,071	0.6%
USDVND	22,485	-0.1%
EURVND	23,837	0.2%
JPYVND	18,268	-0.1%
1-month Interbank ra	4.3%	-
5yr VN Treasury Yiel	6.6%	-

Source: Bloomberg, BSC Research

Content

Market highlights	2
Stock recommendations	3
Market statistics	4

This report must be read with the Disclosure, located at the end of this report.

Nguyen Quoc Truong
Research Analyst

truongnq@bsc.com.vn

Market highlights

Market breadth rebalanced with 176 advancers / 203 losers on both exchanges.

Trading volume on both exchanges was 153 million shares, which decreased by 17% compared to yesterday.

Some stocks surging significantly on prices and volumes are TVC (+ 9.8%), PPC (+ 4.4%), BIC (+ 4.4%) and CII (+3.7 %).

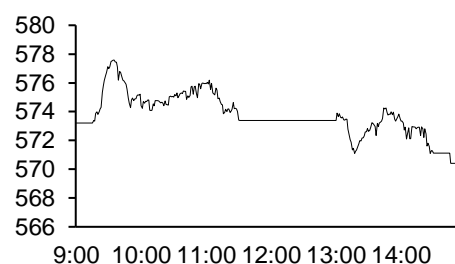
Recommendations

A technical rebound has took place this morning because VN-Index has fallen by 6.8% from its peak 615 pts. However, it is difficult for Vietnam market to rise significantly due to several reasons: (1) the amount margin capital in the market is still high; (2) there is no positive news strong enough to pull the market; and (3) the VN-Index closed at its today low.

Investors holding high stock proportion should consider reducing weight in the up sessions. Cautious investors continue to stand outside the market, not rush into buying back stocks.

Exhibit 1

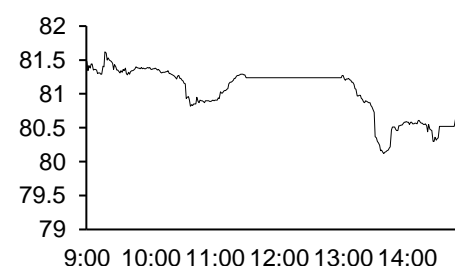
VN-Index Intraday



Source: Bloomberg, BSC Research

Exhibit 2

HNX-Index Intraday



Source: Bloomberg, BSC Research

Exhibit 3

Top 5 volume leaders

Ticker	Volume	Price	% Chg
OGC	12.25	3.8	-5
FLC	11.28	8	0
HAG	6.06	12	-1.64
CII	6.03	22.3	3.72
ITA	3.53	6	-1.64

Source: Bloomberg, BSC Research

Exhibit 4

Foreign transaction

Top buy	Value	Top sell	Value
VNM	7	MSN	17.1
STK	6.6	VCB	15.6
DXG	5.5	HPG	14.8
CTD	4.4	HAG	11.8
TIG	3	PVS	1.5

Source: BSC Research

Stock recommendations

Short-term portfolio

No.	Ticker	Date	Buy price	Current price	Performance	Recommendation	Cutloss	Target
1	SHI	20/8/2015	10.5	14.6	39.0%	Reduce	9.8	15
2	BVH	3/9/2015	43.8	52	18.7%	Reduce	40.3	62
3	DPM	7/9/2015	30.4	31.5	3.6%	Reduce	28.3	35
4	NCT	7/9/2015	114	145	27.2%	Reduce	106	142
6	SD5	19/10/2015	13.6	12.9	-5.1%	Reduce	12.5	15
7	HLD	26/10/2015	16.7	16.6	-0.6%	Reduce	15.5	18.5
10	CEO	16/11/2015	14.5	15.2	4.8%	Reduce	13.5	16.6
12	G20	23/11/2015	10.9	10.6	-2.8%	Reduce	8.8	12.5
Average					10.6%			

Source: BSC Research

CANSLIM portfolio

No.	Ticker	Date	Buy price	Current price	1w performance	Unrealized gain/ loss	Cutloss	Target
1	MBB	27/4/2015	13.8	14.2	-2.7%	2.9%	12.7	16.5
2	VIC	7/7/2014	37.96	42.8	-2.1%	12.8%	34.2	57.3
3	PLC	15/9/2015	31.7	38.8	1.6%	22.4%	28.5	38
4	CMG	19/10/2015	14.7	14.2	-2.1%	-3.4%	13.4	17.5
5	DXG	26/10/2015	19.8	17.8	-8.7%	-10.1%	18.2	23.8
6	CHP	2/11/2015	21	21.1	2.9%	0.5%	20.1	26.3
7	BHS	9/11/2015	19	20.4	-0.5%	7.4%	17.1	22.1
8	NTP	13/11/2015	62.3	58.5	-9.9%	-6.1%	57.3	74.8
9	VSC	13/11/2015	74.5	69.5	-8.6%	-6.7%	68.5	89.4
10	RDP	13/11/2015	28.4	30	-6.0%	5.6%	26.1	34.1
Average					-3.6%	2.5%		

Source: BSC Research

Market statistics

Top 5 leaders on the HSX

Ticker	Price	% Chg	Index pt	Volume
BID	20.7	1.47	0.521	798460
MSN	70.5	0.71	0.19	510310
PPC	18.9	4.42	0.132	336500
HT1	26.7	3.09	0.129	35640
CII	22.3	3.72	0.092	6.03MLN

Top 5 laggards on the HSX

Ticker	Price	% Chg	Index pt	Volume
VNM	122	-1.61	-1.219	1.10MLN
VCB	42.1	-1.86	-1.082	880030
BVH	52	-3.7	-0.691	356110
GAS	41	-0.49	-0.192	283310
CTG	18.3	-0.54	-0.189	576900

Top 5 gainers on the HSX

Ticker	Price	% Chg	Index pt	Volume
KTB	1.2	9.09	0.002	135340
SCD	41.4	6.98	0.012	30
COM	49.1	6.97	0.023	10
TMP	29.2	6.96	0.068	9700
VNG	11.3	6.6	0.005	132710

Top 5 losers on the HSX

Ticker	Price	% Chg	Index pt	Volume
PTK	1	-9.09	-0.001	20030
DRL	36.3	-6.92	-0.013	90
KHA	29.8	-6.88	-0.016	60
HTL	151	-6.79	-0.045	3920
SII	31.7	-6.76	-0.068	220

Source: Bloomberg, BSC Research

Top 5 leaders on HNX

Ticker	Price	% Chg	Index pt	Volume
DGC	45.5	3.41	0.035	47400
PSI	7.8	9.86	0.023	6000
PLC	38.8	0.78	0.012	42300
SJE	30.2	5.96	0.011	100
TVC	13.4	9.84	0.009	520200

Top 5 laggards on the HNX

Ticker	Price	% Chg	Index pt	Volume
VNR	22.5	-6.25	-0.11	900
PHP	22	-2.22	-0.091	4400
OCH	16	-4.76	-0.09	1200
SHB	6.6	-1.49	-0.05	1.68MLN
VNF	74.4	-9.82	-0.025	2100

Top 5 gainers on the HNX

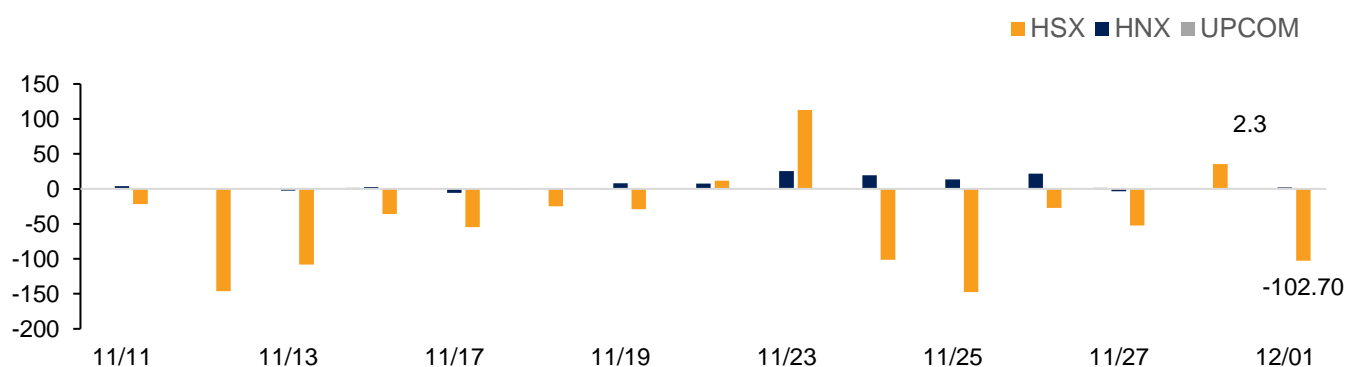
Ticker	Price	% Chg	Index pt	Volume
KHB	3.3	10	0.004	1.08MLN
L43	5.5	10	0.001	100
PSC	12.1	10	0.004	100
PSI	7.8	9.86	0.023	6000
TVC	13.4	9.84	0.009	520200

Top 5 losers on the HNX

Ticker	Price	% Chg	Index pt	Volume
C92	18.9	-10	-0.006	100
ONE	9.1	-9.9	-0.003	31100
DID	4.6	-9.8	-0.002	10100
NHA	9.3	-9.71	-0.005	100
KMT	5.8	-9.38	-0.004	500

Exhibit 3

Foreign transaction



Source: HSX, HNX, BSC Research

Disclosure

The information, statements, forecasts and projections contained herein, including any expression of opinion, are based upon sources believed to be reliable but their accuracy completeness or correctness are not guaranteed. Expressions of opinion herein were arrived at after due and careful consideration and they were based upon the best information then known to us, and in our opinion are fair and reasonable in the circumstances prevailing at the time. Expressions of opinion contained herein are subject to change without notice. This document is not, and should not be construed as, an offer or the solicitation of an offer to buy or sell any securities. BSC and other companies in the BSC and/or their officers, directors and employees may have positions and may affect transactions in securities of companies mentioned herein and may also perform or seek to perform investment banking services for these companies. This document is for private circulation only and is not for publication in the press or elsewhere. BSC accepts no liability whatsoever for any direct or consequential loss arising from any use of this or its content. The use of any information, statements forecasts and projections contained herein shall be at the sole discretion and risk of the user. No part of this material may be (i) copied, photocopied or duplicated in any form by any mean or (ii) redistributed without the prior written consent of BIDV Securities Company (BSC).

BSC Headquarters

BIDV Tower, 10th & 11th Floor

35 Hang Voi, Hoan Kiem, Hanoi

Tel: +84 4 3935 2722

Fax: +84 4 2220 0669

Ho Chi Minh City Office

146 Nguyen Cong Tru St, 9th Floor

District 1, HCMC

Tel: +84 8 3821 8885

Fax: +84 8 3821 8510

<http://www.bsc.com.vn>

Bloomberg: BSCV <GO>

