



Mon, December 7, 2015

## Vietnam Daily Monitor

### VN-Index to figure the bottom

#### BSC's Forecast on the stock market

	Negative	Neutral	Positive
Day 8/12/2015	•		
Week 7/12-11/12/2015	•		
Month 12/2015	•		

### Summary

Three exchanges were red in Monday. The amplitude decreased on VN-Index and UPCOM Index more significantly than on HNX-Index. Market breadth narrowed.

Meanwhile, foreigners were net sellers on two main exchanges HSX and HNX.

### Recommendation

Outlook for the market in current week has not improved. Factors against the recovery seems to be higher. Foreign investors remained net selling, and only one more week before FOMC begins.

Short-term investors should wait for the next declining session to buy with better prices. Medium and long term investors might consider reopening the long position with fundamental shares, not chasing the increasing sessions.

#### BSC RESEARCH

##### Head of Research

**Tran Thang Long**  
longtt@bsc.com.vn

##### Macro & Market Team

**Bui Nguyen Khoa**  
khoabn@bsc.com.vn

**Vu Thanh Phong**  
phongvt@bsc.com.vn

**Do Nam Tung**  
tungdn@bsc.com.vn

**Nguyen Quoc Truong**  
truongnq@bsc.com.vn

**VN-INDEX** **563.62**  
Value: 1240.85 bil **-8 (-1.4%)**  
Foreigners (net): -VND 109.95 bil

**HNX-INDEX** **79.72**  
Value: 302.32 bil **-0.42 (-0.52%)**  
Foreigners (net): -VND 14.82 bil

**UPCOM-INDEX** **48.53**  
Value 25.57 bil **-0.8 (-1.62%)**  
Foreigners (net): VND 0.092 bil

#### Macro indicators

	Value	% Chg
Crude oil	39.4	-1.3%
Gold	1,083	-0.4%
USDVND	22,474	0.0%
EURVND	24,275	-0.7%
JPYVND	18,210	-0.3%
1-month Interbank ra	4.7%	-
5yr VN Treasury Yiel	6.6%	-

Source: Bloomberg, BSC Research

#### Content

Market highlights	2
Technical views	3
Stock recommendations	4
Market statistics	5

This report must be read with the Disclosure, located at the end of this report.

## Nguyen Quoc Truong

Research Analyst

truongnq@bsc.com.vn

## Market highlights

The market fell sharply, VN-Index lost 570 points.

Market breadth was negative with 160 gainers / 228 losers on both exchanges.

Foreign investors continued selling significantly on the HSX.

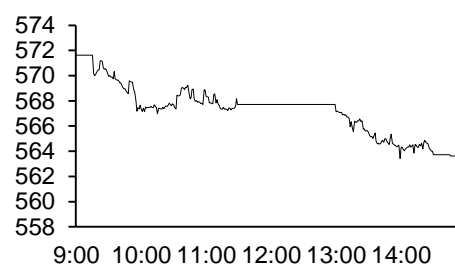
## Recommendations

In the context that some large-cap stocks like VNM, BVH and VCB are sold strongly, VN-Index easily lost important support level of 570 pts. Both presence of foreigner's selling pressure and absence of demand made the market continuously traded in red. Current negative movement of market may continually appear in the coming sessions as (1) the Fed's FOMC meeting will start next week, and (2) current drop of market is not enough to attract speculative cash flow.

Short-term investors should wait for the next declining sessions to catch the bottom. Medium and long term might consider retaking position with the underlying shares, not chase the rallies.

Exhibit 1

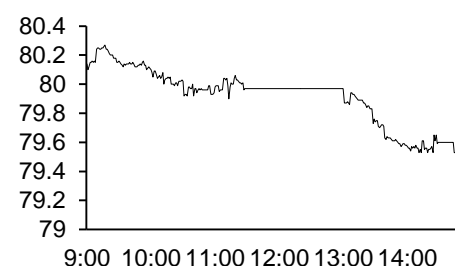
### VN-Index Intraday



Source: Bloomberg, BSC Research

Exhibit 2

### HNX-Index Intraday



Source: Bloomberg, BSC Research

Exhibit 3

### Top 5 volume leaders

Ticker	Volume	Price	% Chg
FLC	5.34	8	-1.23
HQC	3.87	6.5	-2.99
HHS	3.21	15.2	-4.4
HAG	3.05	11.9	-2.46
BHS	2.15	21.7	5.85

Source: Bloomberg, BSC Research

Exhibit 4

### Foreign transaction

Top buy	Value	Top sell	Value
KSB	3.5	VCB	32.2
DXG	2.9	MSN	17.3
CAV	2.5	PVS	14.2
VIC	1.9	STB	9
PVC	1.6	PVD	8.2

Source: BSC Research

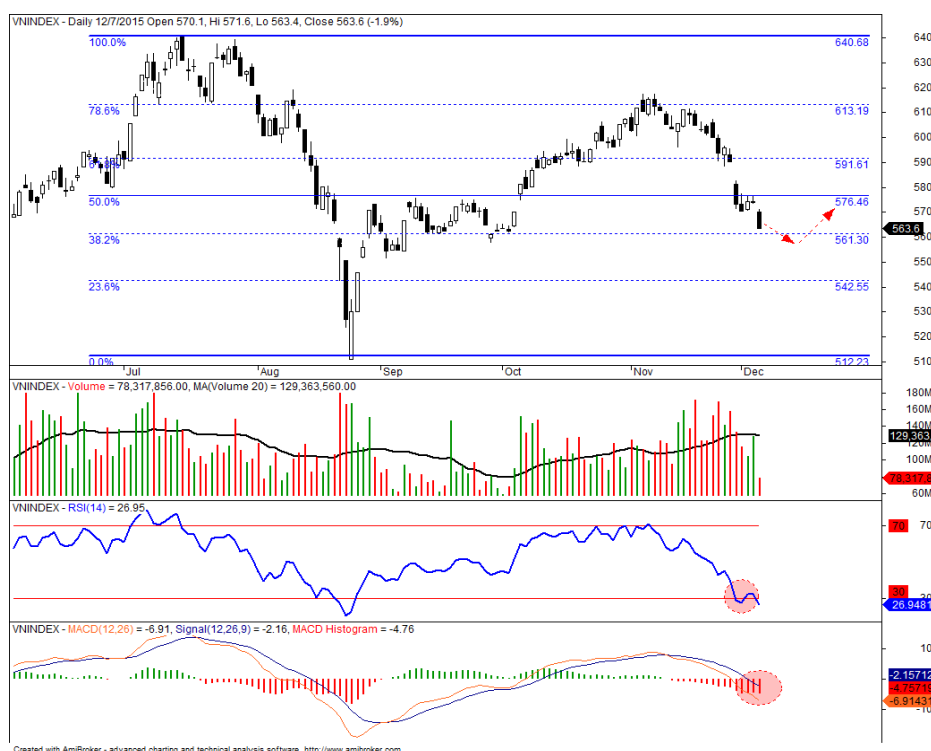
**Nguyen Quoc Truong**

*Research Analyst*

truongnq@bsc.com.vn

## Technical views

The market continues in a down trend when the MACD line is cutting down zero-line to confirm downward. RSI also fell to oversold zone again, suggesting that sellers are dominant. The next support level of VN-Index is 555-561 points, and the market may most likely to have reversal signal here.



## Stock recommendations

### Short-term portfolio

No.	Ticker	Date	Buy price	Current price	Performance	Recommendation	Cutloss	Target
1	BVH	3/9/2015	43.8	48	9.6%	Reduce	40.3	62
2	DPM	7/9/2015	30.4	31.3	3.0%	Reduce	28.3	35
3	NCT	7/9/2015	114	148	29.8%	Reduce	106	142
4	SD5	19/10/2015	13.6	12.7	-6.6%	Reduce	12.5	15
5	HLD	26/10/2015	16.7	17	1.8%	Reduce	15.5	18.5
6	CEO	16/11/2015	14.5	15.3	5.5%	Reduce	13.5	16.6
7	G20	23/11/2015	10.9	10.6	-2.8%	Reduce	8.8	12.5
<b>Average</b>					<b>5.8%</b>			

Source: BSC Research

### CANSLIM portfolio

No.	Ticker	Date	Buy price	Current price	1w performance	Unrealized gain/ loss	Cutloss	Target
1	MBB	27/4/2015	13.8	14.1	-0.7%	2.2%	12.7	16.5
2	VIC	7/7/2014	37.96	42.3	0.0%	11.4%	34.2	57.3
3	PLC	15/9/2015	31.7	38.9	0.0%	22.7%	28.5	38
4	CMG	19/10/2015	14.7	13.8	-1.4%	-6.1%	13.4	17.5
5	DXG	26/10/2015	19.8	18.8	0.0%	-5.1%	18.2	23.8
6	CHP	2/11/2015	21	21.1	-0.9%	0.5%	20.1	26.3
7	BHS	9/11/2015	19	21.7	5.9%	14.2%	17.1	22.1
8	NTP	13/11/2015	62.3	59.4	-1.0%	-4.7%	57.3	74.8
9	VSC	13/11/2015	74.5	72	1.4%	-3.4%	68.5	89.4
10	RDP	13/11/2015	28.4	31.5	0.0%	10.9%	26.1	34.1
<b>Average</b>					<b>0.3%</b>	<b>4.3%</b>		

Source: BSC Research

## Market statistics

### Top 5 leaders on the HSX

Ticker	Price	% Chg	Index pt	Volume
BHS	21.7	5.85	0.075	2.15MLN
EIB	10.6	0.95	0.063	215830
GMD	37.8	2.44	0.055	153990
DVP	64.5	2.38	0.03	1750
POM	6.9	4.55	0.029	20

### Top 5 laggards on the HSX

Ticker	Price	% Chg	Index pt	Volume
VCB	40.8	-3.55	-2.026	1.42MLN
VNM	120	-2.44	-1.826	354390
GAS	39.4	-2.23	-0.864	698260
BID	20.5	-1.44	-0.52	615120
BVH	48	-3.03	-0.517	229240

### Top 5 gainers on the HSX

Ticker	Price	% Chg	Index pt	Volume
PTK	1.1	10	0.001	84810
CIG	1.3	8.33	0.001	10
DHM	4.6	6.98	0.004	1.13MLN
PNC	14	6.87	0.005	950
DSN	79.5	6.71	0.021	29320

### Top 5 losers on the HSX

Ticker	Price	% Chg	Index pt	Volume
CLC	42.8	-6.96	-0.021	1050
SII	25.6	-6.91	-0.056	980
SHI	12.5	-6.72	-0.025	1.11MLN
KAC	5.6	-6.67	-0.005	160
VPS	17.2	-6.52	-0.011	1160

Source: Bloomberg, BSC Research

### Top 5 leaders on HNX

Ticker	Price	% Chg	Index pt	Volume
PVI	24	1.69	0.052	540500
DGC	47.2	2.61	0.028	73200
VNF	89.9	9.9	0.025	8000
WCS	160	6.67	0.014	1400
VTV	14	6.06	0.01	100

### Top 5 laggards on the HNX

Ticker	Price	% Chg	Index pt	Volume
PVS	18.7	-3.11	-0.15	1.65MLN
OCH	11.7	-10	-0.146	3100
SHB	6.4	-1.54	-0.05	959900
VNR	22.7	-2.16	-0.037	3800
PHP	22	-0.9	-0.037	15100

### Top 5 gainers on the HNX

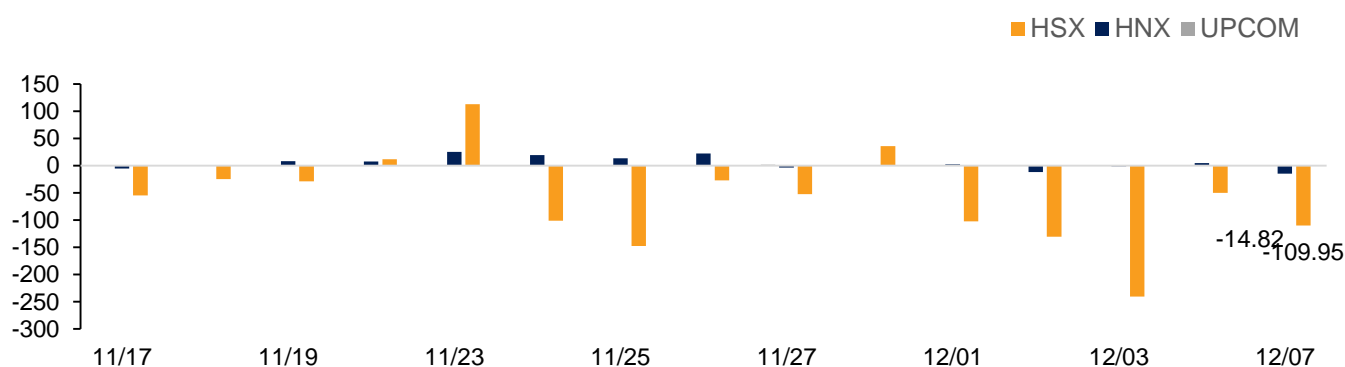
Ticker	Price	% Chg	Index pt	Volume
VNF	89.9	9.9	0.025	8000
BSC	16.8	9.8	0.003	100
GMX	17.2	9.55	0.004	100
DPC	31.2	9.47	0.003	100
DST	12.9	9.32	0.001	97600

### Top 5 losers on the HNX

Ticker	Price	% Chg	Index pt	Volume
OCH	11.7	-10	-0.146	3100
ONE	9.1	-9.9	-0.003	31100
DID	4.6	-9.8	-0.002	10100
NHA	9.3	-9.71	-0.005	100
KMT	5.8	-9.38	-0.004	500

Exhibit 3

### Foreign transaction



Source: HSX, HNX, BSC Research

## Disclosure

*The information, statements, forecasts and projections contained herein, including any expression of opinion, are based upon sources believed to be reliable but their accuracy completeness or correctness are not guaranteed. Expressions of opinion herein were arrived at after due and careful consideration and they were based upon the best information then known to us, and in our opinion are fair and reasonable in the circumstances prevailing at the time. Expressions of opinion contained herein are subject to change without notice. This document is not, and should not be construed as, an offer or the solicitation of an offer to buy or sell any securities. BSC and other companies in the BSC and/or their officers, directors and employees may have positions and may affect transactions in securities of companies mentioned herein and may also perform or seek to perform investment banking services for these companies. This document is for private circulation only and is not for publication in the press or elsewhere. BSC accepts no liability whatsoever for any direct or consequential loss arising from any use of this or its content. The use of any information, statements forecasts and projections contained herein shall be at the sole discretion and risk of the user. No part of this material may be (i) copied, photocopied or duplicated in any form by any mean or (ii) redistributed without the prior written consent of BIDV Securities Company (BSC).*

**BSC Headquarters**

BIDV Tower, 10th &amp; 11th Floor

35 Hang Voi, Hoan Kiem, Hanoi

Tel: +84 4 3935 2722

Fax: +84 4 2220 0669

**Ho Chi Minh City Office**

146 Nguyen Cong Tru St, 9th Floor

District 1, HCMC

Tel: +84 8 3821 8885

Fax: +84 8 3821 8510

<http://www.bsc.com.vn>

Bloomberg: BSCV &lt;GO&gt;

