



Fri, December 11, 2015

## Vietnam Daily Monitor

### Lack of leading factor

#### BSC's Forecast on the stock market

	Negative	Neutral	Positive
Day 14/12/2015		•	
Week 14/12-18/12/2015	•		
Month 12/2015	•		

### Summary

Market breadth was positive with 260 advancers / 147 losers on both exchanges.

Foreign investors have been net buyers for 2nd consecutive sessions on HNX.

### Recommendation

The market is being supported at the level of 561 points. Impact of event that Fed may rise USD interest rates was partly reflected in the stock price. The market is likely to flat and may create short-term bottom at around 561 points.

Risk-seeking investors can buy stock in the down sessions. Medium and long term investors could gradually take position in fundamental shares.

#### BSC RESEARCH

##### Head of Research

**Tran Thang Long**

longtt@bsc.com.vn

##### Macro & Market Team

**Bui Nguyen Khoa**

khoabn@bsc.com.vn

**Vu Thanh Phong**

phongvt@bsc.com.vn

**Do Nam Tung**

tungdn@bsc.com.vn

**Nguyen Quoc Truong**

truongnq@bsc.com.vn

#### VN-INDEX **563.43**

Value: 1210.41 bil **2.39 (0.43%)**

Foreigners (net): -VND 47.89 bil

#### HNX-INDEX **79.22**

Value: 315.76 bil **0.33 (0.42%)**

Foreigners (net): VND 2.27 bil

#### UPCOM-INDEX **48**

Value 74 bil **-0.28 (-0.58%)**

Foreigners (net): VND 0.2 bil

#### Macro indicators

	Value	% Chg
Crude oil	36.6	-0.5%
Gold	1,068	-0.3%
USDVND	22,500	0.1%
EURVND	24,626	0.1%
JPYVND	18,461	-0.1%
1-month Interbank ra	4.9%	-
5yr VN Treasury Yiel	6.7%	-

Source: Bloomberg, BSC Research

#### Content

Market highlights	2
Stock recommendations	3
Market statistics	4

This report must be read with the Disclosure, located at the end of this report.

**Nguyen Quoc Truong**
*Research Analyst*

truongnq@bsc.com.vn

## Market highlights

Market breadth was positive with 260 advancers / 147 losers on both exchanges.

Foreign investors have been net buyers for 2nd consecutive sessions on HNX.

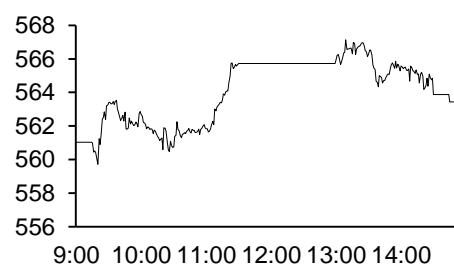
Some stocks surging significantly on both prices and volumes are EIB (+ 6.9%), STB (+ 6.2%), a PI (+ 6.1%), and TTB (+ 5.41%).

## Recommendations

The market is being supported at the level of 561 points. Today's recovery may be a technical rebound as no specific positive factor led the market. Blue-chips also changed slightly and could not play a leading role. Both domestic and foreign investors seem to have preparation for the rising US interest rates. Therefore, impact of this event was partly reflected in the stock price. The market is likely to flat and may create short-term bottom at around 561 points.

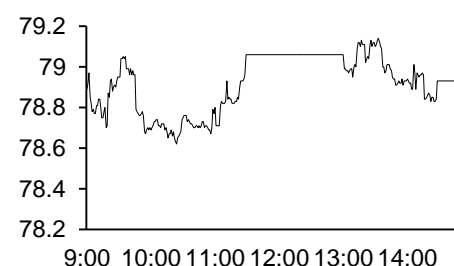
Risk-seeking investors can buy stock in the down sessions. Medium and long term investors could gradually take position in fundamental shares.

Exhibit 1

**VN-Index Intraday**


Source: Bloomberg, BSC Research

Exhibit 2

**HNX-Index Intraday**


Source: Bloomberg, BSC Research

Exhibit 3

**Top 5 volume leaders**

Ticker	Volume	Price	% Chg
FLC	8.91	7.7	1.32
SHI	3.3	11.4	-0.87
HAG	3.03	11.4	-0.87
SBT	2.91	19.4	1.04
OGC	2.46	3.6	0

Source: Bloomberg, BSC Research

Exhibit 4

**Foreign transaction**

Top buy	Value	Top sell	Value
KSB	7.4	HPG	13.2
SBT	6	HPG	13.2
FIT	4.8	VIC	11.7
CAV	4.5	SSI	6.8
PVC	2.3	PVS	5

Source: BSC Research

## Stock recommendations

### Short-term portfolio

No.	Ticker	Date	Buy price	Current price	Performance	Recommendation	Cutloss	Target
1	BVH	3/9/2015	43.8	51	16.4%	Reduce	40.3	62
2	DPM	7/9/2015	30.4	31.6	3.9%	Reduce	28.3	35
3	NCT	7/9/2015	114	150	31.6%	Reduce	106	142
4	SD5	19/10/2015	13.6	12.4	-8.8%	Reduce	12.5	15
5	HLD	26/10/2015	16.7	16.8	0.6%	Reduce	15.5	18.5
6	CEO	16/11/2015	14.5	15	3.4%	Reduce	13.5	16.6
7	G20	23/11/2015	10.9	10.6	-2.8%	Reduce	8.8	12.5
<b>Average</b>					<b>6.3%</b>			

Source: BSC Research

### CANSLIM portfolio

No.	Ticker	Date	Buy price	Current price	1w performance	Unrealized gain/ loss	Cutloss	Target
1	MBB	27/4/2015	13.8	14	-1.4%	1.4%	12.7	16.5
2	VIC	7/7/2014	37.96	41.5	-1.9%	9.3%	34.2	57.3
3	PLC	15/9/2015	31.7	35.8	-8.0%	12.9%	28.5	38
4	CMG	19/10/2015	14.7	13.5	-3.6%	-8.2%	13.4	17.5
5	DXG	26/10/2015	19.8	18.7	-0.5%	-5.6%	18.2	23.8
6	CHP	2/11/2015	21	20.9	-1.9%	-0.5%	20.1	26.3
7	BHS	9/11/2015	19	22.4	9.3%	17.9%	17.1	22.1
8	NTP	13/11/2015	62.3	60.7	1.2%	-2.6%	57.3	74.8
9	VSC	13/11/2015	74.5	74.5	4.9%	0.0%	68.5	89.4
10	RDP	13/11/2015	28.4	31.4	-0.3%	10.6%	26.1	34.1
<b>Average</b>					<b>-0.2%</b>	<b>3.5%</b>		

Source: BSC Research

## Market statistics

### Top 5 leaders on the HSX

Ticker	Price	% Chg	Index pt	Volume
STB	12	6.19	0.527	1.14MLN
EIB	10.9	6.86	0.438	552530
GAS	38.4	0.79	0.288	360100
VIC	41.5	0.48	0.189	680860
BVH	51	0.99	0.172	217590

### Top 5 laggards on the HSX

Ticker	Price	% Chg	Index pt	Volume
BID	20.1	-0.99	-0.346	938690
MSN	71	-0.7	-0.189	149220
CTG	18	-0.55	-0.189	497990
SSI	22.4	-0.88	-0.048	1.45MLN
TSC	12.3	-4.65	-0.045	2.28MLN

### Top 5 gainers on the HSX

Ticker	Price	% Chg	Index pt	Volume
VNH	1.2	9.09	0	57240
GTT	1.3	8.33	0.002	4110
SAV	9.2	6.98	0.003	10
DTL	7.7	6.94	0.016	330
CCI	12.4	6.9	0.005	10

### Top 5 losers on the HSX

Ticker	Price	% Chg	Index pt	Volume
KTB	0.9	-10	-0.002	352050
SVT	18.6	-7	-0.007	10
HRC	38.7	-6.97	-0.036	540
RIC	10.9	-6.84	-0.008	300
LM8	27.5	-6.78	-0.009	58380

Source: Bloomberg, BSC Research

### Top 5 leaders on HNX

Ticker	Price	% Chg	Index pt	Volume
OCH	10.5	9.38	0.101	3500
ACB	19.4	0.52	0.052	42400
VCS	72.3	2.41	0.05	71800
SHB	6.4	1.59	0.05	874800
VCG	11.2	1.82	0.049	442300

### Top 5 laggards on the HNX

Ticker	Price	% Chg	Index pt	Volume
PLC	35.8	-7.01	-0.106	63400
PHP	21.7	-1.36	-0.055	5300
PTI	24.3	-2.41	-0.027	28100
TAG	24.3	-9.67	-0.026	2100
PVS	17.6	-0.56	-0.025	968600

### Top 5 gainers on the HNX

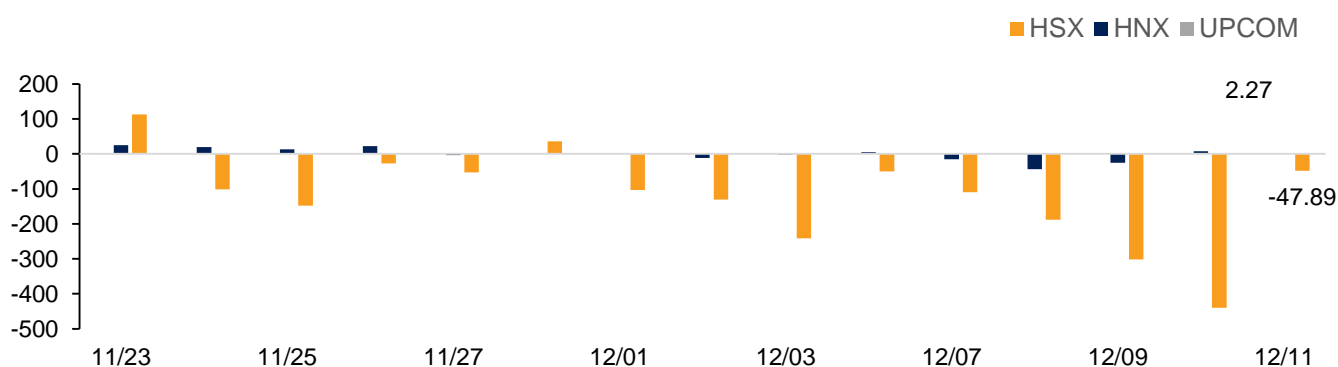
Ticker	Price	% Chg	Index pt	Volume
TV3	30.8	10	0.005	200
VC5	2.2	10	0.001	7500
SGC	32.5	9.8	0.012	1100
SGH	44.4	9.63	0.008	1000
PSI	8	9.59	0.023	9600

### Top 5 losers on the HNX

Ticker	Price	% Chg	Index pt	Volume
L43	5.4	-10	-0.001	2500
ONE	9.1	-9.9	-0.003	31100
DID	4.6	-9.8	-0.002	10100
NHA	9.3	-9.71	-0.005	100
KMT	5.8	-9.38	-0.004	500

Exhibit 3

### Foreign transaction



Source: HSX, HNX, BSC Research

## Disclosure

*The information, statements, forecasts and projections contained herein, including any expression of opinion, are based upon sources believed to be reliable but their accuracy completeness or correctness are not guaranteed. Expressions of opinion herein were arrived at after due and careful consideration and they were based upon the best information then known to us, and in our opinion are fair and reasonable in the circumstances prevailing at the time. Expressions of opinion contained herein are subject to change without notice. This document is not, and should not be construed as, an offer or the solicitation of an offer to buy or sell any securities. BSC and other companies in the BSC and/or their officers, directors and employees may have positions and may affect transactions in securities of companies mentioned herein and may also perform or seek to perform investment banking services for these companies. This document is for private circulation only and is not for publication in the press or elsewhere. BSC accepts no liability whatsoever for any direct or consequential loss arising from any use of this or its content. The use of any information, statements forecasts and projections contained herein shall be at the sole discretion and risk of the user. No part of this material may be (i) copied, photocopied or duplicated in any form by any mean or (ii) redistributed without the prior written consent of BIDV Securities Company (BSC).*

**BSC Headquarters**

BIDV Tower, 10th & 11th Floor  
35 Hang Voi, Hoan Kiem, Hanoi  
Tel: +84 4 3935 2722  
Fax: +84 4 2220 0669

**Ho Chi Minh City Office**

146 Nguyen Cong Tru St, 9th Floor  
District 1, HCMC  
Tel: +84 8 3821 8885  
Fax: +84 8 3821 8510

<http://www.bsc.com.vn>

Bloomberg: BSCV <GO>

