



Mon, December 14, 2015

Vietnam Daily Monitor

Move with Fed and ETF

BSC's Forecast on the stock market

| | Negative | Neutral | Positive |
|-----------------------|----------|---------|----------|
| Day 15/12/2015 | | | • |
| Week 14/12-18/12/2015 | • | | |
| Month 12/2015 | • | | |

Summary

The oil and gas stocks continued to decline due to the plunge in world oil prices. Foreign investors remained net sellers on HSX, however, net sales value has decreased.

Recommendation

As previously mentioned, the impact of event that the Fed will raise US interest rates somewhat reflected in stock price. If foreign investors stop selling strongly, the market is likely to continue to fluctuate around 561 points and may have positive movements in the last week of December.

Investors may consider buying fundamental shares gradually in dropping sessions while consider cutting losses in case VN-Index falls below the supporting level of 561 points in large volume.

BSC RESEARCH

Head of Research

Tran Thang Long
longtt@bsc.com.vn

Macro & Market Team

Bui Nguyen Khoa
khoabn@bsc.com.vn

Vu Thanh Phong
phongvt@bsc.com.vn

Do Nam Tung
tungdn@bsc.com.vn

Nguyen Quoc Truong
truongnq@bsc.com.vn

VN-INDEX **562.22**
Value: 1363.04 bil **-1.21 (-0.21%)**
Foreigners (net): -VND 0.04 bil

HNX-INDEX **78.75**
Value: 296.04 bil **-0.47 (-0.59%)**
Foreigners (net): VND 8.54 bil

UPCOM-INDEX **47.79**
Value 38.6 bil **-0.21 (-0.44%)**
Foreigners (net): -VND 0 bil

Macro indicators

| | Value | % Chg |
|----------------------|--------|-------|
| Crude oil | 35.3 | -0.8% |
| Gold | 1,068 | -0.6% |
| USDVND | 22,519 | 0.1% |
| EURVND | 24,714 | 0.0% |
| JPYVND | 18,600 | 0.0% |
| 1-month Interbank ra | 4.9% | - |
| 5yr VN Treasury Yiel | 6.7% | - |

Source: Bloomberg, BSC Research

Content

| | |
|-----------------------|---|
| Market highlights | 2 |
| Stock recommendations | 3 |
| Market statistics | 4 |

This report must be read with the Disclosure, located at the end of this report.

Nguyen Quoc Truong
Research Analyst

truongnq@bsc.com.vn

Market highlights

The oil and gas stocks continued to decline due to the plunge in world oil prices.

Foreign investors remained net sellers on HSX, however, net sales value has decreased.

Some stocks surging significantly on price and volume today are DST (+ 9.8%), KSQ (+ 9.7%), PTC (+ 6.8%) and EIB (+5.5 %).

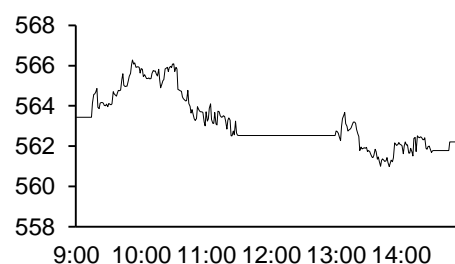
Recommendations

As previously mentioned, both domestic and foreign investors have been preparing for the event that the Fed will raise US interest rates at its next meeting, so the impact of this event somewhat reflected in price. All are waiting for a formal decision in the coming meeting on 15-16 December. If foreign investors stop selling strongly, the market is likely to continue to fluctuate around 561 points and may have positive movements in the last week of December.

Investors may consider buying fundamental shares gradually in dropping sessions while consider cutting losses in case VN-Index falls below the supporting level of 561 points in large volume.

Exhibit 1

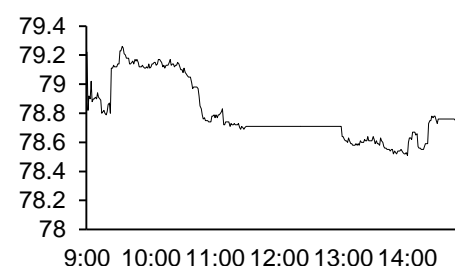
VN-Index Intraday



Source: Bloomberg, BSC Research

Exhibit 2

HNX-Index Intraday



Source: Bloomberg, BSC Research

Exhibit 3

Top 5 volume leaders

| Ticker | Volume | Price | % Chg |
|--------|--------|-------|-------|
| FLC | 11.99 | 8 | 3.9 |
| HHS | 5.68 | 15.7 | 1.95 |
| OGC | 5.24 | 3.8 | 5.56 |
| HAG | 4.46 | 11.6 | 1.75 |
| SSI | 3.49 | 22.9 | 2.23 |

Source: Bloomberg, BSC Research

Exhibit 4

Foreign transaction

| Top buy | Value | Top sell | Value |
|---------|-------|----------|-------|
| EIB | 42.3 | MSN | 21.3 |
| HHS | 24.6 | VCB | 13 |
| KDC | 18 | DPM | 12.8 |
| PVC | 3.9 | DPM | 9.8 |
| KSB | 3.4 | VND | 1.4 |

Source: BSC Research

Stock recommendations

Short-term portfolio

| No. | Ticker | Date | Buy price | Current price | Performance | Recommendation | Cutloss | Target |
|----------------|--------|------------|-----------|---------------|-------------|----------------|---------|--------|
| 1 | BVH | 3/9/2015 | 43.8 | 49.4 | 12.8% | Reduce | 40.3 | 62 |
| 2 | DPM | 7/9/2015 | 30.4 | 31.9 | 4.9% | Reduce | 28.3 | 35 |
| 3 | NCT | 7/9/2015 | 114 | 147 | 28.9% | Reduce | 106 | 142 |
| 4 | SD5 | 19/10/2015 | 13.6 | 12.2 | -10.3% | Reduce | 12.5 | 15 |
| 5 | HLD | 26/10/2015 | 16.7 | 16.8 | 0.6% | Reduce | 15.5 | 18.5 |
| 6 | CEO | 16/11/2015 | 14.5 | 14.6 | 0.7% | Reduce | 13.5 | 16.6 |
| 7 | G20 | 23/11/2015 | 10.9 | 10.6 | -2.8% | Reduce | 8.8 | 12.5 |
| Average | | | | | 5.0% | | | |

Source: BSC Research

CANSLIM portfolio

| No. | Ticker | Date | Buy price | Current price | 1w performance | Unrealized gain/ loss | Cutloss | Target |
|----------------|--------|------------|-----------|---------------|----------------|-----------------------|---------|--------|
| 1 | MBB | 27/4/2015 | 13.8 | 14.2 | 0.0% | 2.9% | 12.7 | 16.5 |
| 2 | VIC | 7/7/2014 | 37.96 | 41.3 | -2.4% | 8.8% | 34.2 | 57.3 |
| 3 | PLC | 15/9/2015 | 31.7 | 36.1 | -7.2% | 13.9% | 28.5 | 38 |
| 4 | CMG | 19/10/2015 | 14.7 | 13.7 | -2.1% | -6.8% | 13.4 | 17.5 |
| 5 | DXG | 26/10/2015 | 19.8 | 18.9 | 0.5% | -4.5% | 18.2 | 23.8 |
| 6 | CHP | 2/11/2015 | 21 | 20.7 | -2.8% | -1.4% | 20.1 | 26.3 |
| 7 | BHS | 9/11/2015 | 19 | 22.5 | 9.8% | 18.4% | 17.1 | 22.1 |
| 8 | NTP | 13/11/2015 | 62.3 | 60.5 | 0.8% | -2.9% | 57.3 | 74.8 |
| 9 | VSC | 13/11/2015 | 74.5 | 74.5 | 4.9% | 0.0% | 68.5 | 89.4 |
| 10 | RDP | 13/11/2015 | 28.4 | 31.4 | -0.3% | 10.6% | 26.1 | 34.1 |
| Average | | | | | 0.1% | 3.9% | | |

Source: BSC Research

Market statistics

Top 5 leaders on the HSX

| Ticker | Price | % Chg | Index pt | Volume |
|--------|-------|-------|----------|---------|
| VNM | 124 | 0.81 | 0.608 | 237100 |
| VCB | 41.6 | 0.73 | 0.405 | 634120 |
| EIB | 11.5 | 5.5 | 0.376 | 1.36MLN |
| HPG | 30.6 | 2.68 | 0.297 | 1.58MLN |
| MBB | 14.2 | 1.43 | 0.162 | 624120 |

Top 5 laggards on the HSX

| Ticker | Price | % Chg | Index pt | Volume |
|--------|-------|-------|----------|--------|
| GAS | 37.4 | -2.6 | -0.96 | 660590 |
| MSN | 69.5 | -2.11 | -0.568 | 410270 |
| CTG | 17.7 | -1.67 | -0.566 | 382340 |
| BVH | 49.4 | -3.14 | -0.552 | 305650 |
| STB | 11.7 | -2.5 | -0.226 | 669640 |

Top 5 gainers on the HSX

| Ticker | Price | % Chg | Index pt | Volume |
|--------|-------|-------|----------|--------|
| PTK | 0.9 | 12.5 | 0.001 | 659010 |
| BBC | 53.5 | 7 | 0.027 | 4870 |
| HOT | 35.8 | 6.87 | 0.009 | 420 |
| PTC | 9.4 | 6.82 | 0.005 | 539550 |
| SVI | 36.3 | 6.76 | 0.015 | 2750 |

Top 5 losers on the HSX

| Ticker | Price | % Chg | Index pt | Volume |
|--------|-------|--------|----------|---------|
| KTB | 0.8 | -11.11 | -0.002 | 2.05MLN |
| VNH | 1.1 | -8.33 | 0 | 23330 |
| GTT | 1.2 | -7.69 | -0.002 | 56620 |
| PXS | 12.1 | -6.92 | -0.027 | 428370 |
| DLG | 6.8 | -6.85 | -0.043 | 2.24MLN |

Source: Bloomberg, BSC Research

Top 5 leaders on HNX

| Ticker | Price | % Chg | Index pt | Volume |
|--------|-------|-------|----------|--------|
| PHP | 22 | 1.38 | 0.055 | 2900 |
| VCG | 11.3 | 0.89 | 0.025 | 449100 |
| TAG | 26.7 | 9.88 | 0.024 | 300 |
| DBC | 25.8 | 1.57 | 0.014 | 75600 |
| PLC | 36.1 | 0.84 | 0.012 | 138900 |

Top 5 laggards on the HNX

| Ticker | Price | % Chg | Index pt | Volume |
|--------|-------|-------|----------|---------|
| PVS | 17 | -3.41 | -0.15 | 1.45MLN |
| PVI | 23.3 | -2.92 | -0.092 | 211400 |
| SHB | 6.3 | -1.56 | -0.05 | 1.14MLN |
| BCC | 13.2 | -4.35 | -0.032 | 187600 |
| VNF | 82.2 | -9.97 | -0.029 | 100 |

Top 5 gainers on the HNX

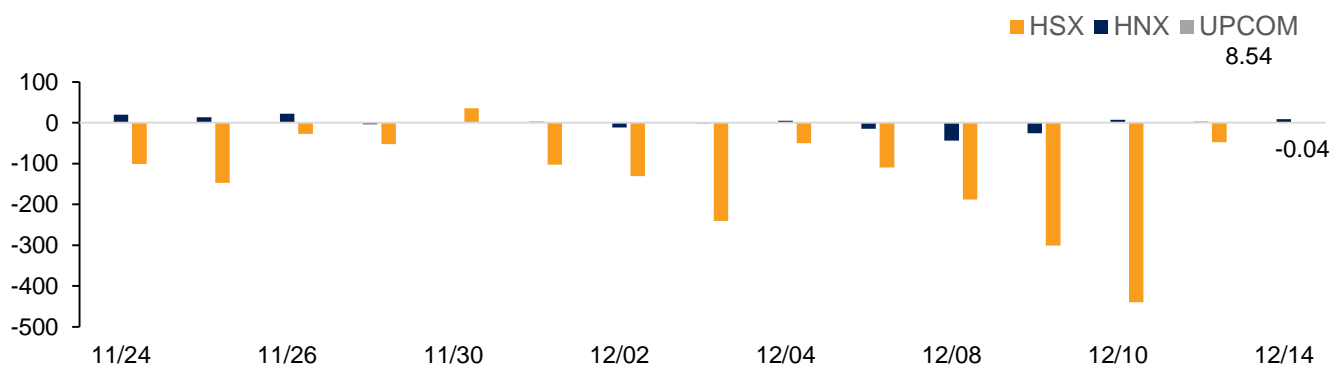
| Ticker | Price | % Chg | Index pt | Volume |
|--------|-------|-------|----------|--------|
| INC | 5.5 | 10 | 0.001 | 3600 |
| MCC | 13.3 | 9.92 | 0.003 | 100 |
| SGH | 48.8 | 9.91 | 0.009 | 100 |
| TAG | 26.7 | 9.88 | 0.024 | 300 |
| CMI | 10.1 | 9.78 | 0.008 | 4000 |

Top 5 losers on the HNX

| Ticker | Price | % Chg | Index pt | Volume |
|--------|-------|-------|----------|--------|
| CTT | 7.2 | -10 | -0.002 | 700 |
| ONE | 9.1 | -9.9 | -0.003 | 31100 |
| DID | 4.6 | -9.8 | -0.002 | 10100 |
| NHA | 9.3 | -9.71 | -0.005 | 100 |
| KMT | 5.8 | -9.38 | -0.004 | 500 |

Exhibit 3

Foreign transaction



Source: HSX, HNX, BSC Research

Disclosure

The information, statements, forecasts and projections contained herein, including any expression of opinion, are based upon sources believed to be reliable but their accuracy completeness or correctness are not guaranteed. Expressions of opinion herein were arrived at after due and careful consideration and they were based upon the best information then known to us, and in our opinion are fair and reasonable in the circumstances prevailing at the time. Expressions of opinion contained herein are subject to change without notice. This document is not, and should not be construed as, an offer or the solicitation of an offer to buy or sell any securities. BSC and other companies in the BSC and/or their officers, directors and employees may have positions and may affect transactions in securities of companies mentioned herein and may also perform or seek to perform investment banking services for these companies. This document is for private circulation only and is not for publication in the press or elsewhere. BSC accepts no liability whatsoever for any direct or consequential loss arising from any use of this or its content. The use of any information, statements forecasts and projections contained herein shall be at the sole discretion and risk of the user. No part of this material may be (i) copied, photocopied or duplicated in any form by any mean or (ii) redistributed without the prior written consent of BIDV Securities Company (BSC).

BSC Headquarters

BIDV Tower, 10th & 11th Floor
35 Hang Voi, Hoan Kiem, Hanoi
Tel: +84 4 3935 2722
Fax: +84 4 2220 0669

Ho Chi Minh City Office

146 Nguyen Cong Tru St, 9th Floor
District 1, HCMC
Tel: +84 8 3821 8885
Fax: +84 8 3821 8510

<http://www.bsc.com.vn>

Bloomberg: BSCV <GO>

