



Tue, December 15, 2015

## Vietnam Daily Monitor

Bottom may has been successfully created

### BSC's Forecast on the stock market

	Negative	Neutral	Positive
Day 16/12/2015			•
Week 14/12-18/12/2015	•		
Month 12/2015	•		

### Summary

VNM and VCB led Vietnam market today.

KDC dropped to the floor price as VNM ETF suddenly decided to reduce weight of this share in their portfolio.

### Recommendation

Market seems to bottom successfully around 561 points, and investors are advised to buy. The market is likely to have a technical recovery, but it will soon return to flat as foreign capital is difficult to flow into the Vietnam market during Christmas and New Year.

Investors should continue to take position in down sessions and not need to chase high prices.

### BSC RESEARCH

#### Head of Research

**Tran Thang Long**  
longtt@bsc.com.vn

#### Macro & Market Team

**Bui Nguyen Khoa**  
khoabn@bsc.com.vn

**Vu Thanh Phong**  
phongvt@bsc.com.vn

**Do Nam Tung**  
tungdn@bsc.com.vn

**Nguyen Quoc Truong**  
truongnq@bsc.com.vn

**VN-INDEX** **568.00**  
Value: 1478.38 bil **5.78 (1.03%)**  
Foreigners (net): -VND 90.53 bil

**HNX-INDEX** **78.9**  
Value: 279.73 bil **0.15 (0.19%)**  
Foreigners (net): -VND 72.17 bil

**UPCOM-INDEX** **47.85**  
Value 9.1 bil **0.06 (0.13%)**  
Foreigners (net): -VND 0 bil

#### Macro indicators

	Value	% Chg
Crude oil	36.9	1.7%
Gold	1,066	0.6%
USDVND	22,524	-0.1%
EURVND	24,832	0.2%
JPYVND	18,612	-0.1%
1-month Interbank ra	4.9%	-
5yr VN Treasury Yiel	6.7%	-

Source: Bloomberg, BSC Research

#### Content

Market highlights	2
Stock recommendations	3
Market statistics	4

This report must be read with the Disclosure, located at the end of this report.

## Nguyen Quoc Truong

Research Analyst

truongnq@bsc.com.vn

## Market highlights

VNM and VCB led Vietnam market today.

KDC dropped to the floor price as VNM ETF suddenly decided to reduce weight of this share in their portfolio.

Some stocks surging on price and volume today as CTX (+ 10%), DST (+ 9.9%), TVC (+ 9.8%) and HAH (+ 6.8%).

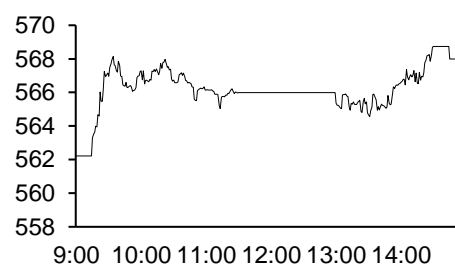
## Recommendations

Market seems to bottom successfully around 561 points, and investors are advised to buy. Investors also seem to have preparation for event that Fed will raise USD interest rates, so this event will no longer impact strongly on the market. Cash flow is now looking to the underlying shares bought by foreigners. The market is likely to have a technical recovery, but it will soon return to flat as foreign capital is difficult to flow into the Vietnam market during Christmas and New Year.

Investors should continue to take position in down sessions and not need to chase high prices.

Exhibit 1

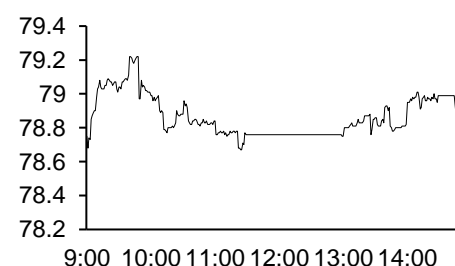
### VN-Index Intraday



Source: Bloomberg, BSC Research

Exhibit 2

### HNX-Index Intraday



Source: Bloomberg, BSC Research

Exhibit 3

### Top 5 volume leaders

Ticker	Volume	Price	% Chg
DLG	25.18	6.6	-2.94
FLC	7.78	8.2	2.5
ITA	3.37	5.8	1.75
HQC	3.09	5.7	0
SBT	2.92	19.3	0

Source: Bloomberg, BSC Research

Exhibit 4

### Foreign transaction

Top buy	Value	Top sell	Value
SSI	19	SGH	73.2
VCB	8.1	VIC	47.6
HAH	7	BID	20.5
HAH	7	VSH	17.2
PLC	1	MSN	12.8

Source: BSC Research

## Stock recommendations

### Short-term portfolio

No.	Ticker	Date	Buy price	Current price	Performance	Recommendation	Cutloss	Target
1	BVH	3/9/2015	43.8	49.8	13.7%	Reduce	40.3	62
2	DPM	7/9/2015	30.4	31.7	4.3%	Reduce	28.3	35
3	NCT	7/9/2015	114	149	30.7%	Reduce	106	142
4	SD5	19/10/2015	13.6	12	-11.8%	Reduce	12.5	15
5	HLD	26/10/2015	16.7	16.8	0.6%	Reduce	15.5	18.5
6	CEO	16/11/2015	14.5	14.9	2.8%	Reduce	13.5	16.6
7	G20	23/11/2015	10.9	10.6	-2.8%	Reduce	8.8	12.5
<b>Average</b>					<b>5.4%</b>			

Source: BSC Research

### CANSLIM portfolio

No.	Ticker	Date	Buy price	Current price	1w performance	Unrealized gain/ loss	Cutloss	Target
1	MBB	27/4/2015	13.8	14.1	-0.7%	2.2%	12.7	16.5
2	VIC	7/7/2014	37.96	41.5	-1.9%	9.3%	34.2	57.3
3	PLC	15/9/2015	31.7	36.2	-6.9%	14.2%	28.5	38
4	CMG	19/10/2015	14.7	13.7	-2.1%	-6.8%	13.4	17.5
5	DXG	26/10/2015	19.8	19	1.1%	-4.0%	18.2	23.8
6	CHP	2/11/2015	21	20.7	-2.8%	-1.4%	20.1	26.3
7	BHS	9/11/2015	19	22.2	8.3%	16.8%	17.1	22.1
8	NTP	13/11/2015	62.3	60.5	0.8%	-2.9%	57.3	74.8
9	VSC	13/11/2015	74.5	75.5	6.3%	1.3%	68.5	89.4
10	RDP	13/11/2015	28.4	29.3	-7.0%	3.2%	26.1	34.1
<b>Average</b>					<b>-0.5%</b>	<b>3.2%</b>		

Source: BSC Research

## Market statistics

### Top 5 leaders on the HSX

Ticker	Price	% Chg	Index pt	Volume
VCB	43.2	3.85	2.161	1.25MLN
VNM	126	1.61	1.217	710870
CTG	18.2	2.82	0.943	610350
GAS	38.1	1.87	0.672	408030
VIC	41.5	0.48	0.189	376440

### Top 5 laggards on the HSX

Ticker	Price	% Chg	Index pt	Volume
KDC	27.2	-6.85	-0.26	676750
EIB	11.2	-2.61	-0.188	484620
STB	11.5	-1.71	-0.151	462540
MBB	14.1	-0.7	-0.081	355420
HHS	15.2	-3.18	-0.059	1.83MLN

### Top 5 gainers on the HSX

Ticker	Price	% Chg	Index pt	Volume
VLF	1.5	7.14	0.001	7700
SII	29.2	6.96	0.056	20
DAT	38.9	6.87	0.048	4230
HAH	45.3	6.84	0.034	1.13MLN
ELC	25.6	6.67	0.033	448890

### Top 5 losers on the HSX

Ticker	Price	% Chg	Index pt	Volume
SVT	17.3	-6.99	-0.006	10
HOT	33.3	-6.98	-0.01	40
KDC	27.2	-6.85	-0.26	676750
TNA	38.1	-6.85	-0.011	810
RDP	29.3	-6.69	-0.017	80790

Source: Bloomberg, BSC Research

### Top 5 leaders on HNX

Ticker	Price	% Chg	Index pt	Volume
PVS	17.3	1.76	0.075	569600
PVI	23.6	1.29	0.039	436300
CTX	23.1	10	0.031	126800
OCH	10.8	1.89	0.022	1700
VCS	73	0.69	0.015	73700

### Top 5 laggards on the HNX

Ticker	Price	% Chg	Index pt	Volume
PHP	21.5	-2.27	-0.091	19300
NVB	6	-7.69	-0.084	4400
ACB	19.3	-0.52	-0.052	185300
DPS	16.7	-9.73	-0.016	499500
SGH	44.1	-9.63	-0.009	2100

### Top 5 gainers on the HNX

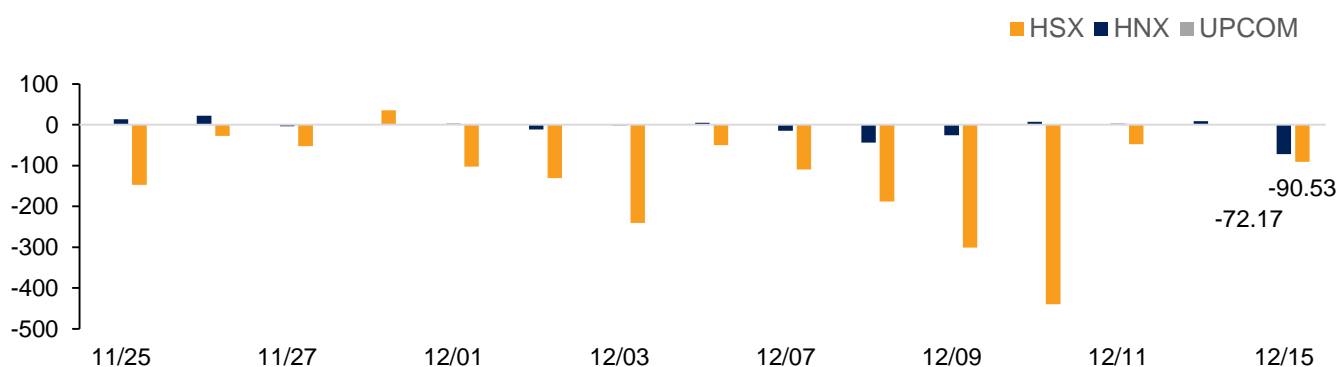
Ticker	Price	% Chg	Index pt	Volume
CTX	23.1	10	0.031	126800
SRB	2.2	10	0.001	100
DST	22.2	9.9	0.001	214300
GMX	18.9	9.88	0.005	100
TVC	17.9	9.82	0.013	604900

### Top 5 losers on the HNX

Ticker	Price	% Chg	Index pt	Volume
DC2	3.7	-9.76	-0.001	1000
ONE	9.1	-9.9	-0.003	31100
DID	4.6	-9.8	-0.002	10100
NHA	9.3	-9.71	-0.005	100
KMT	5.8	-9.38	-0.004	500

Exhibit 3

### Foreign transaction



Source: HSX, HNX, BSC Research

## Disclosure

*The information, statements, forecasts and projections contained herein, including any expression of opinion, are based upon sources believed to be reliable but their accuracy completeness or correctness are not guaranteed. Expressions of opinion herein were arrived at after due and careful consideration and they were based upon the best information then known to us, and in our opinion are fair and reasonable in the circumstances prevailing at the time. Expressions of opinion contained herein are subject to change without notice. This document is not, and should not be construed as, an offer or the solicitation of an offer to buy or sell any securities. BSC and other companies in the BSC and/or their officers, directors and employees may have positions and may affect transactions in securities of companies mentioned herein and may also perform or seek to perform investment banking services for these companies. This document is for private circulation only and is not for publication in the press or elsewhere. BSC accepts no liability whatsoever for any direct or consequential loss arising from any use of this or its content. The use of any information, statements forecasts and projections contained herein shall be at the sole discretion and risk of the user. No part of this material may be (i) copied, photocopied or duplicated in any form by any mean or (ii) redistributed without the prior written consent of BIDV Securities Company (BSC).*

**BSC Headquarters**

BIDV Tower, 10th & 11th Floor  
35 Hang Voi, Hoan Kiem, Hanoi  
Tel: +84 4 3935 2722  
Fax: +84 4 2220 0669

**Ho Chi Minh City Office**

146 Nguyen Cong Tru St, 9th Floor  
District 1, HCMC  
Tel: +84 8 3821 8885  
Fax: +84 8 3821 8510

<http://www.bsc.com.vn>

Bloomberg: BSCV <GO>

