



Wed, December 16, 2015

## Vietnam Daily Monitor

Heading to the resistance of 576 - 580 pts

BSC's Forecast on the stock market

	Negative	Neutral	Positive
Day 17/12/2015			•
Week 14/12-18/12/2015	•		
Month 12/2015	•		

### Summary

Bank stocks were the focus inspiring market today. VN-Index and HNX-Index kept the green color throughout the session, closing at positive gains. Market breadth was inclined to gained stocks group. In terms of net foreign transaction, net selling trend remained on 2 exchanges.

### Recommendation

Basically, this is the time investors should consider buying stocks for their portfolios. Although the two indicators have not confirmed uptrend, we expect the impact of Fed raising interest rates were reflected in the stock price. Technical correction may happen in the next few sessions after the index rose 4 sessions continuously.

Investors should limit chasing high prices and take advantage of the correction to increase the proportion of shares.

## BSC RESEARCH

### Head of Research

**Tran Thang Long**  
longtt@bsc.com.vn

### Macro & Market Team

**Bui Nguyen Khoa**  
khoabn@bsc.com.vn

**Vu Thanh Phong**  
phongvt@bsc.com.vn

**Do Nam Tung**  
tungdn@bsc.com.vn

**Nguyen Quoc Truong**  
truongnq@bsc.com.vn

**VN-INDEX** **572.55**  
Value: 1606.42 bil **4.55 (0.8%)**  
Foreigners (net): -VND 190.17 bil

**HNX-INDEX** **79.16**  
Value: 371.26 bil **0.26 (0.33%)**  
Foreigners (net): -VND 5.75 bil

**UPCOM-INDEX** **47.9**  
Value 21.09 bil **0.05 (0.1%)**  
Foreigners (net): VND 0.04 bil

### Macro indicators

	Value	% Chg
Crude oil	37.0	-0.9%
Gold	1,065	0.4%
USDVND	22,522	-0.1%
EURVND	24,623	0.0%
JPYVND	18,463	-0.3%
1-month Interbank ra	4.9%	-
5yr VN Treasury Yiel	6.6%	-

Source: Bloomberg, BSC Research

### Content

Market highlights	2
Technical views	3
Stock recommendations	4
Market statistics	5

This report must be read with the Disclosure, located at the end of this report.

## Nguyen Quoc Truong

Research Analyst

truongnq@bsc.com.vn

## Market highlights

BID had a notable transaction with 6.5 million shares changed hands. Foreign investors remained to be net sellers on both exchanges. Some stocks surging significantly on both price and volume are CTX (+ 10%), VMD (+ 7%), SVC (+ 6.9%) and DLG (+ 6.1%).

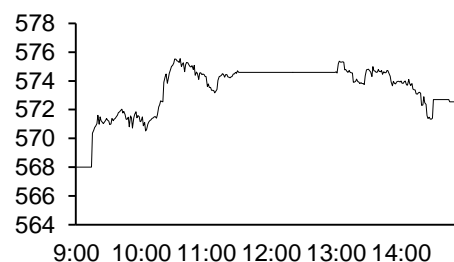
## Recommendations

Vietnam market continued rising as support level 561 pts was not be broken, some blue-chips like VCB, VNM and BVH even came back to lead the market. However, two index VN-Index and HNX-Index have not yet technically confirmed an uptrend. In addition, cash flow of foreign investors may not flow strongly into the market at the end of year. Therefore, a technical decline can still occur. This will be an opportunity for investors to increase the proportion of shares, in the context that negative impact of Fed's decision may fully reflected in the stock price.

Investors can continue to hold the current portfolio, wait for taking profit in up session and adventurously buy shares in market's correction.

Exhibit 1

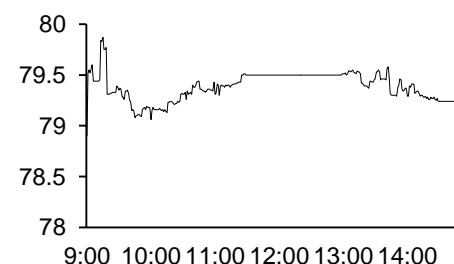
### VN-Index Intraday



Source: Bloomberg, BSC Research

Exhibit 2

### HNX-Index Intraday



Source: Bloomberg, BSC Research

Exhibit 3

### Top 5 volume leaders

Ticker	Volume	Price	% Chg
DLG	6.98	7	6.06
BID	6.45	20.6	3
IJC	5.88	7.2	1.41
HQC	5.04	5.6	-1.75
BHS	4.16	21.8	-1.8

Source: Bloomberg, BSC Research

Exhibit 4

### Foreign transaction

Top buy	Value	Top sell	Value
KDH	39.1	BID	101.2
VCB	5.9	BVH	43.7
DXG	5.5	IJC	40.5
CII	4.4	DPM	12.1
CHP	0.8	PVS	5.1

Source: BSC Research

**Nguyen Quoc Truong**

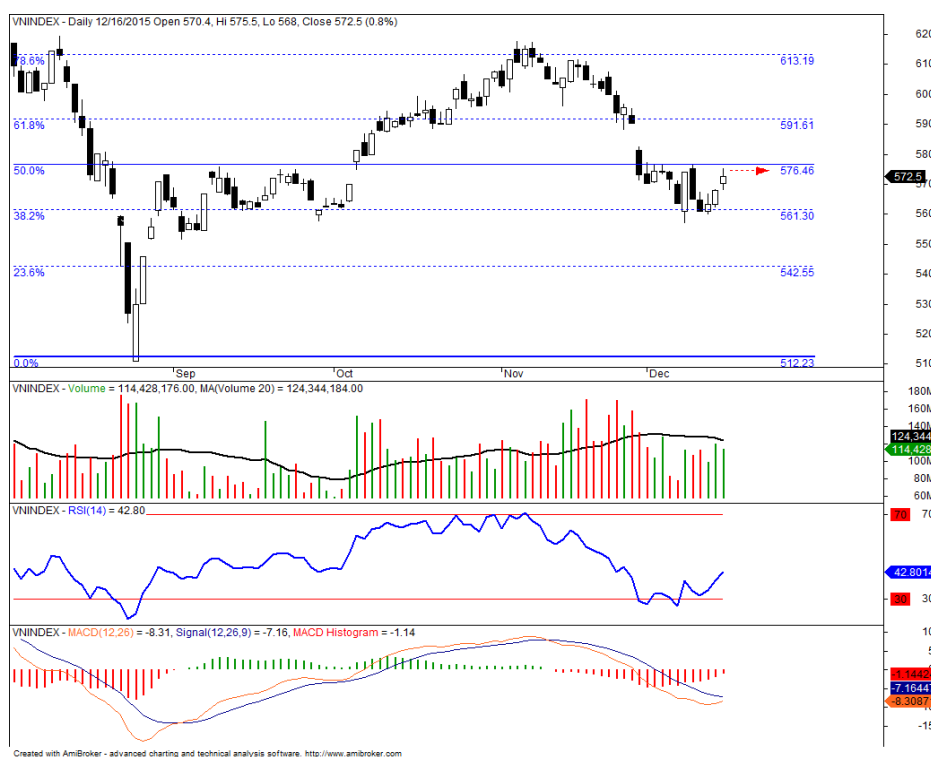
Research Analyst

truongnq@bsc.com.vn

## Technical views

Trend indicator MACD has not yet show a reversal signal, so VN-Index and HNX-Index are still in a downtrend.

*Currently, the market is hitting resistance at 576 points, which is also 50% level of Fibonacci Retracement 512-614, as a result, market may shake around this point.*



## Stock recommendations

### Short-term portfolio

No.	Ticker	Date	Buy price	Current price	Performance	Recommendation	Cutloss	Target
1	BVH	3/9/2015	43.8	49.8	13.7%	Reduce	40.3	62
2	DPM	7/9/2015	30.4	31.5	3.6%	Reduce	28.3	35
3	NCT	7/9/2015	114	150	31.6%	Reduce	106	142
4	SD5	19/10/2015	13.6	12.4	-8.8%	Reduce	12.5	15
5	HLD	26/10/2015	16.7	16.7	0.0%	Reduce	15.5	18.5
6	CEO	16/11/2015	14.5	15	3.4%	Reduce	13.5	16.6
7	G20	23/11/2015	10.9	10.6	-2.8%	Reduce	8.8	12.5
<b>Average</b>					<b>5.8%</b>			

Source: BSC Research

### CANSLIM portfolio

No.	Ticker	Date	Buy price	Current price	1w performance	Unrealized gain/ loss	Cutloss	Target
1	MBB	27/4/2015	13.8	14.1	-0.7%	2.2%	12.7	16.5
2	VIC	7/7/2014	37.96	41.7	-1.4%	9.9%	34.2	57.3
3	PLC	15/9/2015	31.7	36.7	-5.7%	15.8%	28.5	38
4	CMG	19/10/2015	14.7	13.7	-2.1%	-6.8%	13.4	17.5
5	DXG	26/10/2015	19.8	19.4	3.2%	-2.0%	18.2	23.8
6	CHP	2/11/2015	21	20.7	-2.8%	-1.4%	20.1	26.3
7	BHS	9/11/2015	19	21.8	6.3%	14.7%	17.1	22.1
8	NTP	13/11/2015	62.3	60.7	1.2%	-2.6%	57.3	74.8
9	VSC	13/11/2015	74.5	75.5	6.3%	1.3%	68.5	89.4
10	RDP	13/11/2015	28.4	30.5	-3.2%	7.4%	26.1	34.1
<b>Average</b>					<b>0.1%</b>	<b>3.8%</b>		

Source: BSC Research

## Market statistics

### Top 5 leaders on the HSX

Ticker	Price	% Chg	Index pt	Volume
VNM	128	1.59	1.218	662390
BID	20.6	3	1.04	6.45MLN
CTG	18.5	1.65	0.567	655480
VCB	43.5	0.69	0.406	663090
GAS	38.4	0.79	0.288	260170

### Top 5 laggards on the HSX

Ticker	Price	% Chg	Index pt	Volume
MSN	69	-0.72	-0.189	226940
KDC	26	-4.41	-0.156	629000
FLC	8	-2.44	-0.054	4.87MLN
SSI	22.9	-0.87	-0.049	773930
TMS	94	-4.08	-0.048	150

### Top 5 gainers on the HSX

Ticker	Price	% Chg	Index pt	Volume
GTT	1.3	8.33	0.002	32730
VMD	32.2	6.98	0.009	277070
PGD	33.3	6.96	0.066	89850
DAT	41.6	6.94	0.052	4100
SVC	37.3	6.88	0.03	256790

### Top 5 losers on the HSX

Ticker	Price	% Chg	Index pt	Volume
SVT	16.1	-6.94	-0.006	70
LM8	28.3	-6.91	-0.009	1280
ACC	22.2	-6.72	-0.008	17760
KAC	6	-6.25	-0.005	2000
SAV	9.3	-6.06	-0.003	710

Source: Bloomberg, BSC Research

### Top 5 leaders on HNX

Ticker	Price	% Chg	Index pt	Volume
NVB	6.6	10	0.101	700
PHP	22	2.33	0.091	20500
CTX	25.4	9.96	0.034	311800
PVS	17.4	0.58	0.025	565600
LAS	28.8	1.77	0.022	3200

### Top 5 laggards on the HNX

Ticker	Price	% Chg	Index pt	Volume
OCH	9.8	-9.26	-0.112	1700
VNR	22	-2.22	-0.037	3500
VCS	72	-1.37	-0.03	52900
PVX	3.1	-3.13	-0.022	1.45MLN
BTS	8.6	-3.37	-0.018	1300

### Top 5 gainers on the HNX

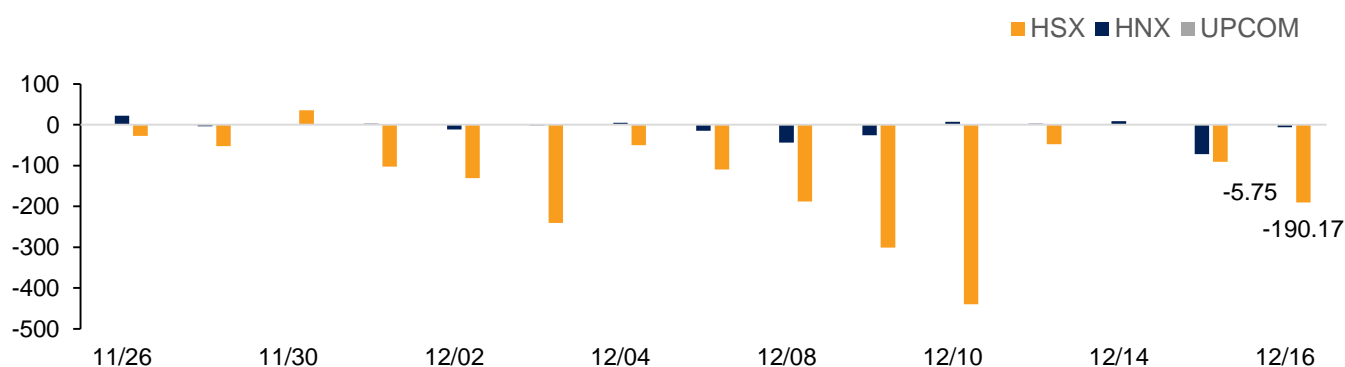
Ticker	Price	% Chg	Index pt	Volume
C92	15.4	10	0.004	100
NVB	6.6	10	0.101	700
CTX	25.4	9.96	0.034	311800
NPS	14.5	9.85	0.002	100
VBC	43.5	9.85	0.007	100

### Top 5 losers on the HNX

Ticker	Price	% Chg	Index pt	Volume
S74	7.3	-9.88	-0.003	3100
ONE	9.1	-9.9	-0.003	31100
DID	4.6	-9.8	-0.002	10100
NHA	9.3	-9.71	-0.005	100
KMT	5.8	-9.38	-0.004	500

Exhibit 3

### Foreign transaction



Source: HSX, HNX, BSC Research

## Disclosure

*The information, statements, forecasts and projections contained herein, including any expression of opinion, are based upon sources believed to be reliable but their accuracy completeness or correctness are not guaranteed. Expressions of opinion herein were arrived at after due and careful consideration and they were based upon the best information then known to us, and in our opinion are fair and reasonable in the circumstances prevailing at the time. Expressions of opinion contained herein are subject to change without notice. This document is not, and should not be construed as, an offer or the solicitation of an offer to buy or sell any securities. BSC and other companies in the BSC and/or their officers, directors and employees may have positions and may affect transactions in securities of companies mentioned herein and may also perform or seek to perform investment banking services for these companies. This document is for private circulation only and is not for publication in the press or elsewhere. BSC accepts no liability whatsoever for any direct or consequential loss arising from any use of this or its content. The use of any information, statements forecasts and projections contained herein shall be at the sole discretion and risk of the user. No part of this material may be (i) copied, photocopied or duplicated in any form by any mean or (ii) redistributed without the prior written consent of BIDV Securities Company (BSC).*

**BSC Headquarters**

BIDV Tower, 10th &amp; 11th Floor

35 Hang Voi, Hoan Kiem, Hanoi

Tel: +84 4 3935 2722

Fax: +84 4 2220 0669

**Ho Chi Minh City Office**

146 Nguyen Cong Tru St, 9th Floor

District 1, HCMC

Tel: +84 8 3821 8885

Fax: +84 8 3821 8510

<http://www.bsc.com.vn>

Bloomberg: BSCV &lt;GO&gt;

