



Thu, December 17, 2015

Vietnam Daily Monitor

May correct around 580 pts

BSC's Forecast on the stock market

	Negative	Neutral	Positive
Day 18/12/2015			•
Week 14/12-18/12/2015	•		
Month 12/2015	•		

Summary

BVH led the market on Thursday.
Foreign investors continued selling strongly on the HSX.

Recommendation

We believe that the VN-Index could soon face with a technical correction by (1) the absence of foreigner's demand, (2) lack of positive news, and (3) 580 points is a strong technical resistance.

Investors should take advantage of rallies to reduce the proportion of stocks and recover in the down sessions.

BSC RESEARCH

Head of Research

Tran Thang Long
longtt@bsc.com.vn

Macro & Market Team

Bui Nguyen Khoa
khoabn@bsc.com.vn

Vu Thanh Phong
phongvt@bsc.com.vn

Do Nam Tung
tungdn@bsc.com.vn

Nguyen Quoc Truong
truongnq@bsc.com.vn

VN-INDEX **577.11**
Value: 1427.48 bil **4.56 (0.8%)**
Foreigners (net): -VND 123.55 bil

HNX-INDEX **79.33**
Value: 410 bil **0.17 (0.21%)**
Foreigners (net): -VND 5.69 bil

UPCOM-INDEX **48.15**
Value 19.6 bil **0.25 (0.52%)**
Foreigners (net): VND 0.5 bil

Macro indicators

	Value	% Chg
Crude oil	35.1	-1.1%
Gold	1,068	-0.4%
USDVND	22,529	0.0%
EURVND	24,499	-0.4%
JPYVND	18,414	-0.1%
1-month Interbank ra	4.9%	-
5yr VN Treasury Yiel	6.6%	-

Source: Bloomberg, BSC Research

Content

Market highlights	2
Stock recommendations	4
Market statistics	5

This report must be read with the Disclosure, located at the end of this report.

Nguyen Quoc Truong
Research Analyst

truongnq@bsc.com.vn

Market highlights

BVH led the market on Thursday.

Foreign investors continued selling strongly on the HSX.

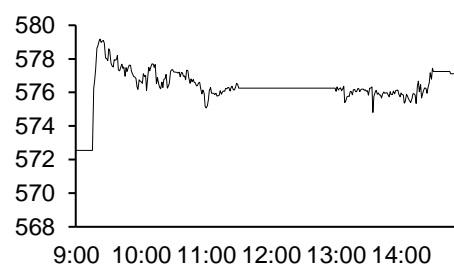
Some stocks surging significantly on both price and volume are HHG (+ 9.7%), CTX (+ 7.1%), IJC (+ 7%) and KHL (+ 6.7%).

Recommendations

As our previous predication, Fed has raised US interest rates after the FOMC meeting last night, and Vietnam market still rose as investors have prepared for this event. However, we believe that the VN-Index could soon face with a technical correction by (1) the absence of foreigner's demand, (2) lack of positive news, and (3) 580 points is a strong technical resistance. Besides, the last market's drop is not too deep, so recovery phase may not last too long.

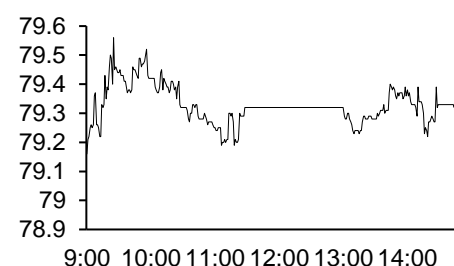
Investors should take advantage of rallies to reduce the proportion of stocks and recover in the down sessions.

Exhibit 1

VN-Index Intraday


Source: Bloomberg, BSC Research

Exhibit 2

HNX-Index Intraday


Source: Bloomberg, BSC Research

Exhibit 3

Top 5 volume leaders

Ticker	Volume	Price	% Chg
FLC	7.16	8.1	1.25
HQC	5.77	5.7	1.79
SBT	4.67	19.6	1.03
HAG	4.18	11.8	1.72
HHS	3.84	15.6	1.3

Source: Bloomberg, BSC Research

Exhibit 4

Foreign transaction

Top buy	Value	Top sell	Value
DXG	11.2	MSN	47.3
NCT	9.2	BVH	22.6
HT1	7	VIC	14.4
CHP	1.3	HHS	9.4
HSG	1.2	PLC	2.9

Source: BSC Research

Stock recommendations

Short-term portfolio

No.	Ticker	Date	Buy price	Current price	Performance	Recommendation	Cutloss	Target
1	BVH	3/9/2015	43.8	53	21.0%	Hold	40.3	62
2	DPM	7/9/2015	30.4	31.7	4.3%	Hold	28.3	35
3	NCT	7/9/2015	114	155	36.0%	Hold	106	142
4	SD5	19/10/2015	13.6	12.4	-8.8%	Hold	12.5	15
5	HLD	26/10/2015	16.7	16.7	0.0%	Hold	15.5	18.5
6	CEO	16/11/2015	14.5	15	3.4%	Hold	13.5	16.6
7	G20	23/11/2015	10.9	10.6	-2.8%	Hold	8.8	12.5
Average					7.6%			

Source: BSC Research

CANSLIM portfolio

No.	Ticker	Date	Buy price	Current price	1w performance	Unrealized gain/ loss	Cutloss	Target
1	MBB	27/4/2015	13.8	14.2	0.0%	2.9%	12.7	16.5
2	VIC	7/7/2014	37.96	41.9	-0.9%	10.4%	34.2	57.3
3	PLC	15/9/2015	31.7	36.2	-6.9%	14.2%	28.5	38
4	CMG	19/10/2015	14.7	14.6	4.3%	-0.7%	13.4	17.5
5	DXG	26/10/2015	19.8	19.5	3.7%	-1.5%	18.2	23.8
6	CHP	2/11/2015	21	20.8	-2.3%	-1.0%	20.1	26.3
7	BHS	9/11/2015	19	22.4	9.3%	17.9%	17.1	22.1
8	NTP	13/11/2015	62.3	61.6	2.7%	-1.1%	57.3	74.8
9	VSC	13/11/2015	74.5	80	12.7%	7.4%	68.5	89.4
10	RDP	13/11/2015	28.4	30.5	-3.2%	7.4%	26.1	34.1
Average					1.9%	5.6%		

Source: BSC Research

Market statistics

Top 5 leaders on the HSX

Ticker	Price	% Chg	Index pt	Volume
BID	21.5	4.37	1.562	1.96MLN
BVH	53	6.43	1.105	954210
VCB	44	1.15	0.676	675360
CTG	18.8	1.62	0.567	744030
VIC	41.9	0.48	0.189	575650

Top 5 laggards on the HSX

Ticker	Price	% Chg	Index pt	Volume
GAS	37.9	-1.3	-0.481	352990
MSN	68	-1.45	-0.379	762840
PVD	28.1	-1.75	-0.088	669450
SII	29.2	-5.81	-0.053	20
KDC	25.6	-1.54	-0.052	485120

Top 5 gainers on the HSX

Ticker	Price	% Chg	Index pt	Volume
VNH	1.2	9.09	0	8930
IJC	7.7	6.94	0.07	1.34MLN
DTT	10.8	6.93	0.003	250
SPM	17.5	6.71	0.008	90
TCO	12.8	6.67	0.008	10

Top 5 losers on the HSX

Ticker	Price	% Chg	Index pt	Volume
COM	46.5	-7	-0.025	10
PTC	9.4	-6.93	-0.006	12910
SVT	15	-6.83	-0.005	10
AGM	10.7	-6.14	-0.006	1470
RIC	10.9	-6.03	-0.007	10

Source: Bloomberg, BSC Research

Top 5 leaders on HNX

Ticker	Price	% Chg	Index pt	Volume
ACB	19.5	1.04	0.105	65500
SHB	6.5	3.17	0.099	1.03MLN
PVI	24.2	2.98	0.092	214300
NTP	61.6	1.48	0.031	28200
CTX	27.2	7.09	0.027	187400

Top 5 laggards on the HNX

Ticker	Price	% Chg	Index pt	Volume
NVB	6.2	-6.06	-0.067	200
PVS	17.2	-1.15	-0.05	615200
PSD	20.7	-10	-0.027	7800
TAG	24.1	-9.74	-0.026	200
VCG	11.2	-0.88	-0.025	341200

Top 5 gainers on the HNX

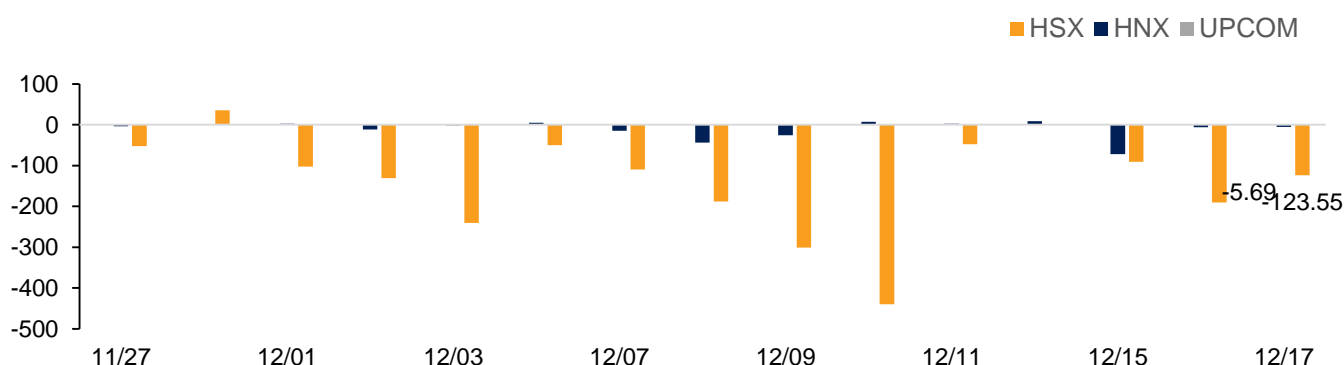
Ticker	Price	% Chg	Index pt	Volume
CVN	2.2	10	0	10600
L43	5.5	10	0.001	700
SAP	11	10	0.001	100
BST	14.5	9.85	0.001	100
KTS	14.5	9.85	0.004	1000

Top 5 losers on the HNX

Ticker	Price	% Chg	Index pt	Volume
PSD	20.7	-10	-0.027	7800
ONE	9.1	-9.9	-0.003	31100
DID	4.6	-9.8	-0.002	10100
NHA	9.3	-9.71	-0.005	100
KMT	5.8	-9.38	-0.004	500

Exhibit 3

Foreign transaction



Source: HSX, HNX, BSC Research

Disclosure

The information, statements, forecasts and projections contained herein, including any expression of opinion, are based upon sources believed to be reliable but their accuracy completeness or correctness are not guaranteed. Expressions of opinion herein were arrived at after due and careful consideration and they were based upon the best information then known to us, and in our opinion are fair and reasonable in the circumstances prevailing at the time. Expressions of opinion contained herein are subject to change without notice. This document is not, and should not be construed as, an offer or the solicitation of an offer to buy or sell any securities. BSC and other companies in the BSC and/or their officers, directors and employees may have positions and may affect transactions in securities of companies mentioned herein and may also perform or seek to perform investment banking services for these companies. This document is for private circulation only and is not for publication in the press or elsewhere. BSC accepts no liability whatsoever for any direct or consequential loss arising from any use of this or its content. The use of any information, statements forecasts and projections contained herein shall be at the sole discretion and risk of the user. No part of this material may be (i) copied, photocopied or duplicated in any form by any mean or (ii) redistributed without the prior written consent of BIDV Securities Company (BSC).

BSC Headquarters

BIDV Tower, 10th & 11th Floor

35 Hang Voi, Hoan Kiem, Hanoi

Tel: +84 4 3935 2722

Fax: +84 4 2220 0669

Ho Chi Minh City Office

146 Nguyen Cong Tru St, 9th Floor

District 1, HCMC

Tel: +84 8 3821 8885

Fax: +84 8 3821 8510

<http://www.bsc.com.vn>

Bloomberg: BSCV <GO>

