



Tue, December 29, 2015

Vietnam Daily Monitor

Hoping for the rally tomorrow

BSC's Forecast on the stock market

	Negative	Neutral	Positive
Day 30/12/2015			•
Week 28/12-1/1/2016	•		
Month 12/2015	•		

Summary

The market performed quite well today; the market breadth improved sharply. The three indices rose from the second half of the morning session. Large-cap stocks continued to play a pivotal role, supporting market sentiment.

Foreign investors were net buyers on HNX and UPCOM, and on HSX as well if excluding the selling value of MSN.

Recommendation

The market indices might move in the narrow range, and it is a good time to accumulate stocks fundamentals.

This is the appropriate moment for mid-term investments. Investors consider to increase the stock weight in the declining session.

BSC RESEARCH

Head of Research

Tran Thang Long
longtt@bsc.com.vn

Macro & Market Team

Bui Nguyen Khoa
khoabn@bsc.com.vn

Vu Thanh Phong
phongvt@bsc.com.vn

Do Nam Tung
tungdn@bsc.com.vn

Nguyen Quoc Truong
truongnq@bsc.com.vn

VN-INDEX **576.29**
Value: 1404.36 bil **6.39 (1.12%)**
Foreigners (net): -VND 183.95 bil

HNX-INDEX **78.61**
Value: 350.8 bil **0.79 (1.02%)**
Foreigners (net): VND 25.07 bil

UPCOM-INDEX **50.02**
Value 70.88 bil **0.42 (0.85%)**
Foreigners (net): VND 0.061 bil

Macro indicators

	Value	% Chg
Crude oil	37.0	0.5%
Gold	1,073	0.3%
USDVND	22,480	0.0%
EURVND	24,683	0.1%
JPYVND	18,665	0.0%
1-month Interbank ra	5.0%	-
5yr VN Treasury Yiel	6.6%	-

Source: Bloomberg, BSC Research

Content

Market highlights	2
Stock recommendations	3
Technical view	4
Market statistics	5

This report must be read with the Disclosure, located at the end of this report.

Nguyen Quoc Truong
Research Analyst

truongnq@bsc.com.vn

Market highlights

Blue-chips (VCB, VIC and BVH) led the market today.

Foreign investors sold strongly MSN.

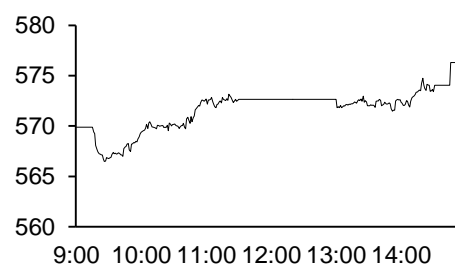
Some stocks surging significantly on both prices and volumes are PVT (+ 6.1%), LCM (+ 5.6%), SHI (+ 5.5%) and VND (+5.3 %).

Recommendations

Differentiation continued to be reflected on stock market when several Blue-chips continually rose to push the index, which was expected in our previous report as NAV-pushing operation at the end of year can help the market trade actively. We believe that the two indices may still remain positive performance tomorrow. It is still time to buy fundamental shares to catch Q4 earnings.

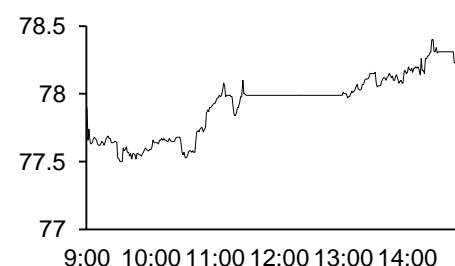
Investors should continue to buy fundamental shares in the down sessions and not need to chase high prices because the market has not yet established a sustainable uptrend.

Exhibit 1

VN-Index Intraday


Source: Bloomberg, BSC Research

Exhibit 2

HNX-Index Intraday


Source: Bloomberg, BSC Research

Exhibit 3

Top 5 volume leaders

Ticker	Volume	Price	% Chg
FLC	7.25	8	2.56
HAG	6.56	10.7	0.94
OGC	6.12	4.4	4.76
HHS	5.87	11.9	-3.25
DLG	4.5	6.5	3.17

Source: Bloomberg, BSC Research

Exhibit 4

Foreign transaction

Top buy	Value	Top sell	Value
VCB	37.9	MSN	221.2
VIC	7.5	HHS	8.6
FLC	6.9	GMD	7.6
PVS	5.5	HAG	5.6
BVH	4.8	HUT	1.5

Source: BSC Research

Stock recommendations

Short-term portfolio

No.	Ticker	Date	Buy price	Current price	Performance	Recommendation	Cutloss	Target
1	BVH	3/9/2015	43.8	54	23.3%	Hold	40.3	62
2	DPM	7/9/2015	30.4	29	-4.6%	Hold	28.3	35
3	NCT	7/9/2015	114	146	28.1%	Hold	106	142
4	HLD	26/10/2015	16.7	16.4	-1.8%	Hold	15.5	18.5
5	CEO	16/11/2015	14.5	15.1	4.1%	Hold	13.5	16.6
6	G20	23/11/2015	10.9	10.6	-2.8%	Hold	8.8	12.5
Average					7.7%			

Source: BSC Research

CANSLIM portfolio

No.	Ticker	Date	Buy price	Current price	1w performance	Unrealized gain/ loss	Cutloss	Target
1	MBB	27/4/2015	13.8	14	0.0%	1.4%	12.7	16.5
2	VIC	7/7/2014	37.96	45.5	7.3%	19.9%	34.2	57.3
3	PLC	15/9/2015	31.7	34.6	0.0%	9.1%	28.5	38
4	CMG	19/10/2015	14.7	13.9	-1.4%	-5.4%	13.4	17.5
5	DXG	26/10/2015	19.8	19	-0.5%	-4.0%	18.2	23.8
6	CHP	2/11/2015	21	20.7	-1.0%	-1.4%	20.1	26.3
7	BHS	9/11/2015	19	19	-7.3%	0.0%	17.1	22.1
8	NTP	13/11/2015	62.3	61	1.5%	-2.1%	57.3	74.8
9	VSC	13/11/2015	74.5	76.5	0.7%	2.7%	68.5	89.4
10	RDP	13/11/2015	28.4	28.6	-0.3%	0.7%	26.1	34.1
Average					-0.1%	2.1%		

Source: BSC Research

Market statistics

Top 5 leaders on the HSX

Ticker	Price	% Chg	Index pt	Volume
VCB	44	3.53	2.027	1.44MLN
VIC	45.5	4.6	1.894	2.91MLN
BID	20.7	2.48	0.867	979430
CTG	18.5	2.21	0.755	604950
BVH	54	3.85	0.69	690020

Top 5 laggards on the HSX

Ticker	Price	% Chg	Index pt	Volume
MSN	78	-2.5	-0.757	207360
GAS	36.5	-0.82	-0.288	279070
HT1	26.3	-5.05	-0.226	75200
VHC	28.5	-6.86	-0.098	105750
VCF	139	-4.14	-0.081	150

Top 5 gainers on the HSX

Ticker	Price	% Chg	Index pt	Volume
VNH	1.1	10	0	16170
DPR	33.7	6.98	0.048	10520
DHM	6.2	6.9	0.005	1.58MLN
SSC	55	6.8	0.027	5600
TNT	22	6.8	0.006	14030

Top 5 losers on the HSX

Ticker	Price	% Chg	Index pt	Volume
VHC	28.5	-6.86	-0.098	105750
SPM	17	-6.59	-0.009	5760
GTA	15.2	-6.17	-0.005	6070
VPK	18.3	-6.15	-0.005	1530
LBM	23	-6.12	-0.006	4160

Source: Bloomberg, BSC Research

Top 5 leaders on HNX

Ticker	Price	% Chg	Index pt	Volume
OCH	12.9	9.32	0.123	9300
PVS	17	1.8	0.075	976300
VCG	11.2	2.75	0.074	334000
DGC	53.5	5.11	0.061	133600
ACB	19.4	0.52	0.052	66500

Top 5 laggards on the HNX

Ticker	Price	% Chg	Index pt	Volume
HGM	37	-8.19	-0.023	16400
VNF	67.3	-9.79	-0.023	100
SJE	27.3	-8.39	-0.016	100
VNR	21.3	-0.93	-0.015	1300
DXP	52.5	-5.41	-0.013	100

Top 5 gainers on the HNX

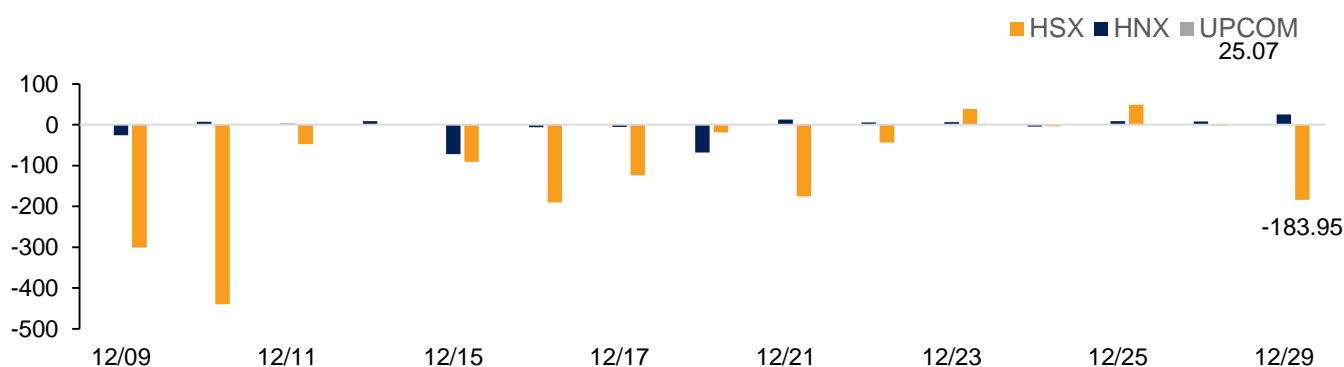
Ticker	Price	% Chg	Index pt	Volume
DLR	9.9	10	0.002	100
HDO	2.2	10	0.002	83800
LBE	15.4	10	0.001	100
POT	14.5	9.85	0.014	100
BSC	16.8	9.8	0.003	300

Top 5 losers on the HNX

Ticker	Price	% Chg	Index pt	Volume
VCM	9.5	-13.64	-0.003	0
ONE	9.1	-9.9	-0.003	31100
DID	4.6	-9.8	-0.002	10100
NHA	9.3	-9.71	-0.005	100
KMT	5.8	-9.38	-0.004	500

Exhibit 3

Foreign transaction



Source: HSX, HNX, BSC Research

Disclosure

The information, statements, forecasts and projections contained herein, including any expression of opinion, are based upon sources believed to be reliable but their accuracy completeness or correctness are not guaranteed. Expressions of opinion herein were arrived at after due and careful consideration and they were based upon the best information then known to us, and in our opinion are fair and reasonable in the circumstances prevailing at the time. Expressions of opinion contained herein are subject to change without notice. This document is not, and should not be construed as, an offer or the solicitation of an offer to buy or sell any securities. BSC and other companies in the BSC and/or their officers, directors and employees may have positions and may affect transactions in securities of companies mentioned herein and may also perform or seek to perform investment banking services for these companies. This document is for private circulation only and is not for publication in the press or elsewhere. BSC accepts no liability whatsoever for any direct or consequential loss arising from any use of this or its content. The use of any information, statements forecasts and projections contained herein shall be at the sole discretion and risk of the user. No part of this material may be (i) copied, photocopied or duplicated in any form by any mean or (ii) redistributed without the prior written consent of BIDV Securities Company (BSC).

BSC Headquarters

BIDV Tower, 10th & 11th Floor
35 Hang Voi, Hoan Kiem, Hanoi
Tel: +84 4 3935 2722
Fax: +84 4 2220 0669

Ho Chi Minh City Office

146 Nguyen Cong Tru St, 9th Floor
District 1, HCMC
Tel: +84 8 3821 8885
Fax: +84 8 3821 8510

<http://www.bsc.com.vn>

Bloomberg: BSCV <GO>

