



Wed, December 30, 2015

Vietnam Daily Monitor

VN-Index to approach 580 points

BSC's Forecast on the stock market

	Negative	Neutral	Positive
Day 31/12/2015			•
Week 28/12-1/1/2016	•		
Month 12/2015	•		

Summary

Keeping the exciting motion, the indices all increased, particularly at the end of the day. Not only the large-cap stock, but also the mid-cap stocks had a good gains today.

Foreign investors increased their net buying value on 2 main exchanges, while sold on UPCOM.

Recommendation

Positive sentiment continued to spread, but the uptrend has not really clear. The rally force may decrease due to the increased selling pressure which probably increase when the VN-Index hit the resistance of 580 points. We remain the recommendation of buying for the medium-term goal. Short-term investors can partly take profit when the VN-Index move to 580 points, while wait and buy if the VN-Index dropped to a lower area.

BSC RESEARCH

Head of Research

Tran Thang Long
longtt@bsc.com.vn

Macro & Market Team

Bui Nguyen Khoa
khoabn@bsc.com.vn

Vu Thanh Phong
phongvt@bsc.com.vn

Do Nam Tung
tungdn@bsc.com.vn

Nguyen Quoc Truong
truongnq@bsc.com.vn

VN-INDEX **579.45**
Value: 1341.56 bil **3.16 (0.55%)**
Foreigners (net): VND 47.77 bil

HNX-INDEX **79.28**
Value: 359.09 bil **0.67 (0.85%)**
Foreigners (net): VND 22.91 bil

UPCOM-INDEX **50.59**
Value 147 bil **0.57 (1.14%)**
Foreigners (net): -VND 0.6 bil

Macro indicators

	Value	% Chg
Crude oil	36.9	-2.6%
Gold	1,067	-0.2%
USDVND	22,500	0.1%
EURVND	24,552	-0.1%
JPYVND	18,684	0.1%
1-month Interbank ra	5.0%	-
5yr VN Treasury Yiel	6.6%	-

Source: Bloomberg, BSC Research

Content

Market highlights	2
Technical view	3
Stock recommendations	4
Market statistics	5

This report must be read with the Disclosure, located at the end of this report.

Nguyen Quoc Truong

Research Analyst

truongnq@bsc.com.vn

Market highlights

EIB went to the ceiling price unexpectedly, the market recovered in late trading.

Foreign investors turned to be net buyers on both exchanges.

Some stocks surging significantly on prices and volumes in today's session are AAA (+ 8.7%), LOG (+ 7%), ITD (+ 6.5%) and TDC (+ 6.5%).

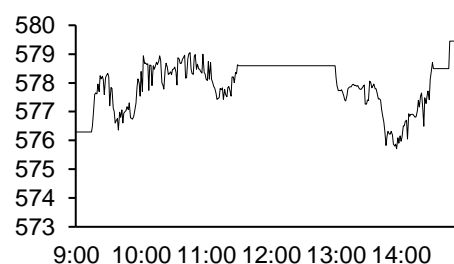
Recommendations

The spread on the market is clearer when the number of increasing stocks dominated today. However, declining liquidity showed that upward trend of the market has not really clear as large cash flows did not participate strongly. VN-Index fell before the ATC session showed that selling pressure may strengthen when VN-Index hit the resistance level of 580 points. If Bluechip stocks cannot sustain the market in the near future, most likely VN-Index will be adjusted slightly in the New Year when facing the resistance level of 580 points.

Investors holding a high proportion of stocks may consider gradually taking profit and waiting for repurchasing in correction sessions. Medium and long term investors should continue to buy fundamental shares in decelerating sessions.

Exhibit 1

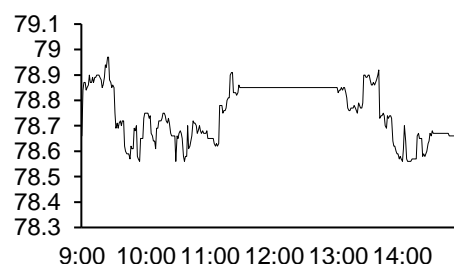
VN-Index Intraday



Source: Bloomberg, BSC Research

Exhibit 2

HNX-Index Intraday



Source: Bloomberg, BSC Research

Exhibit 3

Top 5 volume leaders

Ticker	Volume	Price	% Chg
OGC	7.8	4.6	4.55
FLC	7.06	8	0
DLG	4.83	6.7	3.08
SBT	4.71	23.6	0.85
HQC	3.47	5.2	-1.89

Source: Bloomberg, BSC Research

Exhibit 4

Foreign transaction

Top buy	Value	Top sell	Value
VCB	22.4	VIC	31.5
SSI	14.1	HHS	7.7
CAV	12.9	HPG	7.1
KBC	6.5	HPG	3.7
AAA	5.2	DBC	1.5

Source: BSC Research

Nguyen Quoc Truong

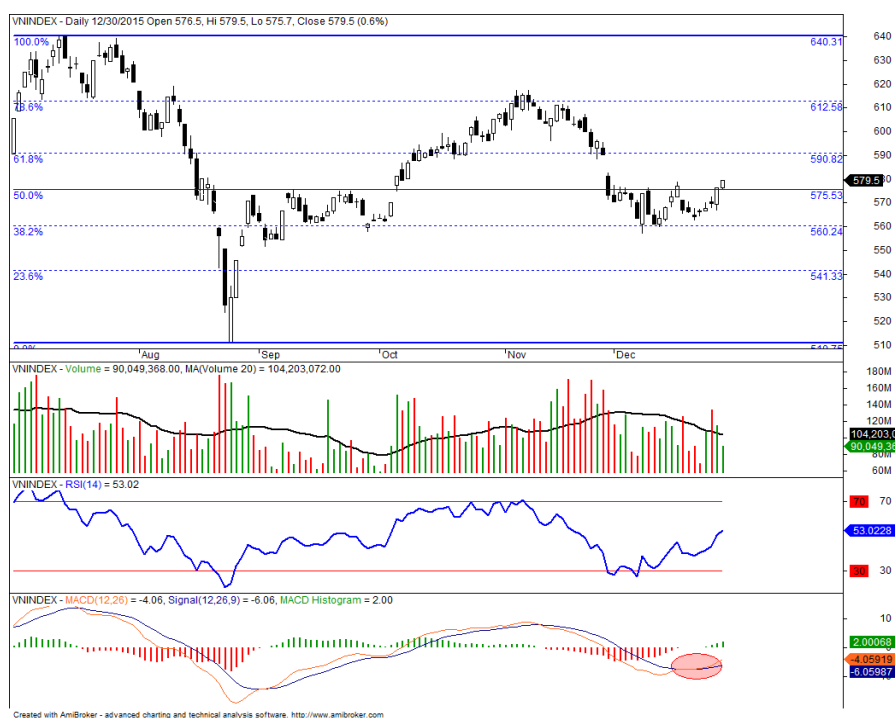
Research Analyst

truongnq@bsc.com.vn

Technical views

Index has now surpassed the 50% of 510-640 Fibonacci retracement, but the volume is decreasing, suggesting that the break does not have high reliability.

Most likely, VN-Index will have technical corrections in the near future to test the old resistance level of 575-580 points. However, the MACD trend indicator is having positive signal when the MACD crossed the signal line to confirm upward trend and RSI is in the neutral zone, showing that short-term risk is low.



Stock recommendations

Short-term portfolio

No.	Ticker	Date	Buy price	Current price	Performance	Recommendation	Cutloss	Target
1	BVH	3/9/2015	43.8	54	23.3%	Hold	40.3	62
2	DPM	7/9/2015	30.4	29	-4.6%	Hold	28.3	35
3	NCT	7/9/2015	114	147	28.9%	Hold	106	142
4	HLD	26/10/2015	16.7	17	1.8%	Hold	15.5	18.5
5	CEO	16/11/2015	14.5	15.1	4.1%	Hold	13.5	16.6
6	G20	23/11/2015	10.9	10.6	-2.8%	Hold	8.8	12.5
Average					8.5%			

Source: BSC Research

CANSLIM portfolio

No.	Ticker	Date	Buy price	Current price	1w performance	Unrealized gain/ loss	Cutloss	Target
1	MBB	27/4/2015	13.8	14	0.0%	1.4%	12.7	16.5
2	VIC	7/7/2014	37.96	46	8.5%	21.2%	34.2	57.3
3	PLC	15/9/2015	31.7	35.7	3.2%	12.6%	28.5	38
4	CMG	19/10/2015	14.7	14.5	2.8%	-1.4%	13.4	17.5
5	DXG	26/10/2015	19.8	19	-0.5%	-4.0%	18.2	23.8
6	CHP	2/11/2015	21	20.7	-1.0%	-1.4%	20.1	26.3
7	BHS	9/11/2015	19	18.7	-8.8%	-1.6%	17.1	22.1
8	NTP	13/11/2015	62.3	60.3	0.3%	-3.2%	57.3	74.8
9	VSC	13/11/2015	74.5	77	1.3%	3.4%	68.5	89.4
10	RDP	13/11/2015	28.4	27.8	-3.1%	-2.1%	26.1	34.1
Average					0.3%	2.5%		

Source: BSC Research

Market statistics

Top 5 leaders on the HSX

Ticker	Price	% Chg	Index pt	Volume
VIC	46	1.1	0.474	2.84MLN
STB	12.6	5	0.452	1.41MLN
EIB	11.6	6.42	0.439	480390
VCB	44.3	0.68	0.405	1.13MLN
CTG	18.6	0.54	0.189	638890

Top 5 laggards on the HSX

Ticker	Price	% Chg	Index pt	Volume
MSN	77	-1.28	-0.379	86930
TLG	81	-6.9	-0.09	11780
SII	28.9	-6.77	-0.062	1490
BMP	131	-1.5	-0.046	42200
VCF	136	-2.16	-0.04	2440

Top 5 gainers on the HSX

Ticker	Price	% Chg	Index pt	Volume
ACC	23	6.98	0.008	660
TDW	21.6	6.93	0.006	20
DGW	34.1	6.9	0.034	110410
DAT	54.5	6.86	0.068	16910
DPR	36	6.82	0.05	26150

Top 5 losers on the HSX

Ticker	Price	% Chg	Index pt	Volume
KSS	0.9	-10	-0.003	51870
SVT	13.4	-6.94	-0.005	100
TLG	81	-6.9	-0.09	11780
SII	28.9	-6.77	-0.062	1490
VAF	18	-6.74	-0.019	64550

Source: Bloomberg, BSC Research

Top 5 leaders on HNX

Ticker	Price	% Chg	Index pt	Volume
OCH	13.8	6.98	0.101	23500
SHB	6.3	3.28	0.099	1.21MLN
PHP	21.6	1.89	0.073	8700
ACB	19.5	0.52	0.052	23200
VNR	22	3.29	0.051	17300

Top 5 laggards on the HNX

Ticker	Price	% Chg	Index pt	Volume
SEB	38.3	-9.88	-0.047	600
PVS	16.9	-0.59	-0.025	513200
NTP	60.3	-1.15	-0.024	5300
DGC	52.5	-1.87	-0.024	60500
VDL	35	-7.41	-0.019	200

Top 5 gainers on the HNX

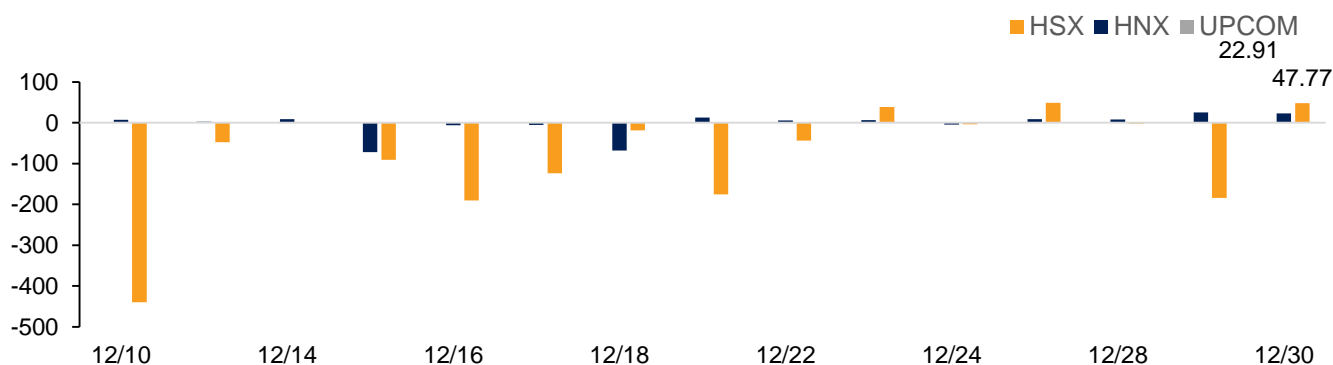
Ticker	Price	% Chg	Index pt	Volume
HGM	40.7	10	0.026	4200
SAF	59.4	10	0.018	1500
PMS	13.4	9.84	0.005	100
SDY	9.1	9.64	0.002	1000
PSE	13.7	9.6	0.008	200

Top 5 losers on the HNX

Ticker	Price	% Chg	Index pt	Volume
BLF	4.5	-10	-0.001	200
ONE	9.1	-9.9	-0.003	31100
DID	4.6	-9.8	-0.002	10100
NHA	9.3	-9.71	-0.005	100
KMT	5.8	-9.38	-0.004	500

Exhibit 3

Foreign transaction



Source: HSX, HNX, BSC Research

Disclosure

The information, statements, forecasts and projections contained herein, including any expression of opinion, are based upon sources believed to be reliable but their accuracy completeness or correctness are not guaranteed. Expressions of opinion herein were arrived at after due and careful consideration and they were based upon the best information then known to us, and in our opinion are fair and reasonable in the circumstances prevailing at the time. Expressions of opinion contained herein are subject to change without notice. This document is not, and should not be construed as, an offer or the solicitation of an offer to buy or sell any securities. BSC and other companies in the BSC and/or their officers, directors and employees may have positions and may affect transactions in securities of companies mentioned herein and may also perform or seek to perform investment banking services for these companies. This document is for private circulation only and is not for publication in the press or elsewhere. BSC accepts no liability whatsoever for any direct or consequential loss arising from any use of this or its content. The use of any information, statements forecasts and projections contained herein shall be at the sole discretion and risk of the user. No part of this material may be (i) copied, photocopied or duplicated in any form by any mean or (ii) redistributed without the prior written consent of BIDV Securities Company (BSC).

BSC Headquarters

BIDV Tower, 10th & 11th Floor

35 Hang Voi, Hoan Kiem, Hanoi

Tel: +84 4 3935 2722

Fax: +84 4 2220 0669

Ho Chi Minh City Office

146 Nguyen Cong Tru St, 9th Floor

District 1, HCMC

Tel: +84 8 3821 8885

Fax: +84 8 3821 8510

<http://www.bsc.com.vn>

Bloomberg: BSCV <GO>

