

Mon, January 4, 2016

## Vietnam Daily Review

Perhaps technical traders need to wait

### BSC's Forecast on the stock market

	Negative	Neutral	Positive
Day 5/1/2016	•		
Week 4/1-8/1/2016		•	
Month 1/2016		•	

### Summary

VIC led the market today. Some important stock groups like Bank, Insurance and Oil & Gas did not rise.

### Recommendation

Several stock market in Asia also dropped significantly today, which partly explains the decline of VN-Index in this afternoon. Because of the absence of both leading stocks and foreign cash flow, Vietnam market is expected to continually shake around resistance at 580 pts in the next sessions.

Investors holding a high proportion of shares in the portfolio may consider lowering stock proportion as VN-Index approaches the strong resistance 580 points and recovering in technical corrections.

### BSC RESEARCH

#### Head of Research

**Tran Thang Long**  
longtt@bsc.com.vn

#### Macro & Market Team

**Bui Nguyen Khoa**  
khoabn@bsc.com.vn

**Vu Thanh Phong**  
phongvt@bsc.com.vn

**Do Nam Tung**  
tungdn@bsc.com.vn

**Nguyen Quoc Truong**  
truongnq@bsc.com.vn

**VN-INDEX** **574.41**  
Value: 1536.05 bil **-4.62 (-0.8%)**  
Foreigners (net): -VND 17.24 bil

**HNX-INDEX** **79.45**  
Value: 388.11 bil **-0.51 (-0.64%)**  
Foreigners (net): VND 17.18 bil

**UPCOM-INDEX** **50.86**  
Value 132.5 bil **-0.41 (-0.8%)**  
Foreigners (net): VND 0.2 bil

#### Macro indicators

	Value	% Chg
Crude oil	37.3	0.6%
Gold	1,073	1.1%
USDVND	22,505	0.0%
EURVND	24,590	0.6%
JPYVND	18,929	1.5%
1-month Interbank ra	4.9%	-
5yr VN Treasury Yiel	6.6%	-

Source: Bloomberg, BSC Research

#### Content

Market highlights	2
Stock recommendations	4
Market statistics	5

This report must be read with the Disclosure, located at the end of this report.

---

**Nguyen Quoc Truong**
*Research Analyst*

truongnq@bsc.com.vn

---

## Market highlights

VN-Index and HNX-Index actively traded in the morning session and dropped in the afternoon.

VIC led the market today.

Some important stock groups like Bank, Insurance and Oil & Gas did not rose.

## Recommendations

Vietnam market in first session of year 2016 did not perform positively as expectations of many investors. Only VIC share is not enough to help VN-Index close in green. Several stock market in Asia also dropped significantly today, especially China's stock market, which partly explains the decline of VN-Index in this afternoon. Because of the absence of both leading stocks and foreign cash flow, Vietnam market is expected to continually shake around resistance at 580 pts in the next sessions.

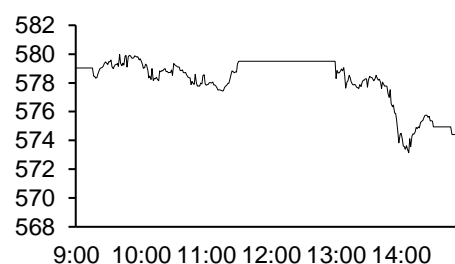
Investors holding a high proportion of shares in the portfolio may consider lowering stock proportion as VN-Index approaches the strong resistance 580 points and recovering in technical corrections.

Exhibit 1

---

**VN-Index Intraday**


---



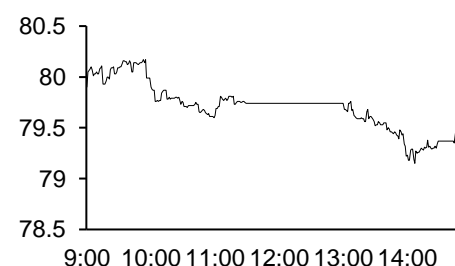
Source: Bloomberg, BSC Research

Exhibit 2

---

**HNX-Index Intraday**


---



Source: Bloomberg, BSC Research

Exhibit 3

**Top 5 volume leaders**

Ticker	Volume	Price	% Chg
OGC	7.08	4.3	-2.27
FLC	5.68	7.9	0
DLG	5.41	6.6	-5.71
CII	5.39	22.8	5.56
HAG	4.48	10.1	-2.88

Source: Bloomberg, BSC Research

Exhibit 4

**Foreign transaction**

Top buy	Value	Top sell	Value
TTF	14.9	VIC	53
SBT	3.8	KDC	12.6
CAV	3.2	HAG	4.7
CAV	3.2	DPM	4.3
DLG	3.1	DBC	0.7

Source: BSC Research

## Stock recommendations

### Short-term portfolio

No.	Ticker	Date	Buy price	Current price	Performance	Recommendation	Cutloss	Target
1	BVH	3/9/2015	43.8	53	21.0%	Hold	40.3	62
2	DPM	7/9/2015	30.4	28.4	-6.6%	Hold	28.3	35
3	NCT	7/9/2015	114	144	26.3%	Hold	106	142
4	HLD	26/10/2015	16.7	17.5	4.8%	Hold	15.5	18.5
5	CEO	16/11/2015	14.5	15.2	4.8%	Hold	13.5	16.6
6	G20	23/11/2015	10.9	10.6	-2.8%	Hold	8.8	12.5
<b>Average</b>					<b>7.9%</b>			

Source: BSC Research

### CANSLIM portfolio

No.	Ticker	Date	Buy price	Current price	1w performance	Unrealized gain/ loss	Cutloss	Target
1	MBB	27/4/2015	13.8	14.1	0.7%	2.2%	12.7	16.5
2	VIC	7/7/2014	37.96	47.5	12.0%	25.1%	34.2	57.3
3	PLC	15/9/2015	31.7	35.7	3.2%	12.6%	28.5	38
4	CMG	19/10/2015	14.7	14.6	3.5%	-0.7%	13.4	17.5
5	DXG	26/10/2015	19.8	18.8	-1.6%	-5.1%	18.2	23.8
6	CHP	2/11/2015	21	20.7	-1.0%	-1.4%	20.1	26.3
7	BHS	9/11/2015	19	20	-2.4%	5.3%	17.1	22.1
8	NTP	13/11/2015	62.3	60.3	0.3%	-3.2%	57.3	74.8
9	VSC	13/11/2015	74.5	76.5	0.7%	2.7%	68.5	89.4
10	RDP	13/11/2015	28.4	29.6	3.1%	4.2%	26.1	34.1
<b>Average</b>					<b>1.9%</b>	<b>4.2%</b>		

Source: BSC Research

## Market statistics

### Top 5 leaders on the HSX

Ticker	Price	% Chg	Index pt	Volume
VIC	47.5	3.94	1.705	4.81MLN
CII	22.8	5.56	0.139	5.39MLN
VCF	145	6.62	0.121	280
SBT	25	3.73	0.085	1.38MLN
HNG	29	0.69	0.072	253920

### Top 5 laggards on the HSX

Ticker	Price	% Chg	Index pt	Volume
VNM	126	-1.56	-1.217	469320
VCB	43.2	-1.59	-0.946	761750
MSN	75.5	-2.58	-0.757	92620
BID	20.2	-1.94	-0.693	1.02MLN
CTG	18.3	-1.61	-0.566	404050

### Top 5 gainers on the HSX

Ticker	Price	% Chg	Index pt	Volume
GTT	1.2	9.09	0.002	127470
HRC	39.8	6.99	0.032	40
LHG	18.4	6.98	0.016	518900
RIC	11.1	6.73	0.007	120
VCF	145	6.62	0.121	280

### Top 5 losers on the HSX

Ticker	Price	% Chg	Index pt	Volume
KSS	0.9	-10	-0.003	45470
DHM	5.4	-6.9	-0.005	1.44MLN
SFC	22	-6.78	-0.009	510
DPR	33.5	-6.69	-0.052	7640
CCL	2.8	-6.67	-0.003	63420

Source: Bloomberg, BSC Research

### Top 5 leaders on HNX

Ticker	Price	% Chg	Index pt	Volume
PVI	25.8	1.18	0.039	777400
DGC	53.4	2.69	0.033	36500
SJE	28.8	5.88	0.01	300
MAS	144.5	3.96	0.009	3100
HMH	17.6	10	0.009	8400

### Top 5 laggards on the HNX

Ticker	Price	% Chg	Index pt	Volume
OCH	11.3	-9.6	-0.134	800
PHP	20.6	-2.37	-0.091	2100
LAS	29.5	-4.84	-0.065	100
ACB	19.7	-0.51	-0.052	36100
SHB	6.4	-1.54	-0.05	1.57MLN

### Top 5 gainers on the HNX

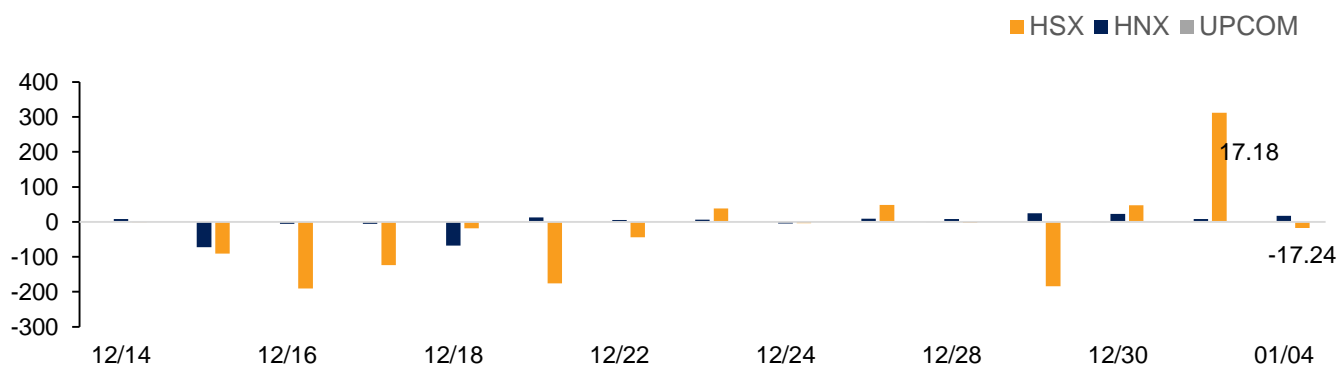
Ticker	Price	% Chg	Index pt	Volume
HMH	17.6	10	0.009	8400
LIG	10.1	9.78	0.006	1.54MLN
MDC	10.1	9.78	0.008	100
VTB	9	9.76	0.001	1100
BHT	3.4	9.68	0.001	4600

### Top 5 losers on the HNX

Ticker	Price	% Chg	Index pt	Volume
BBS	14.4	-10	-0.004	300
ONE	9.1	-9.9	-0.003	31100
DID	4.6	-9.8	-0.002	10100
NHA	9.3	-9.71	-0.005	100
KMT	5.8	-9.38	-0.004	500

Exhibit 3

### Foreign transaction



Source: HSX, HNX, BSC Research

## Disclosure

*The information, statements, forecasts and projections contained herein, including any expression of opinion, are based upon sources believed to be reliable but their accuracy completeness or correctness are not guaranteed. Expressions of opinion herein were arrived at after due and careful consideration and they were based upon the best information then known to us, and in our opinion are fair and reasonable in the circumstances prevailing at the time. Expressions of opinion contained herein are subject to change without notice. This document is not, and should not be construed as, an offer or the solicitation of an offer to buy or sell any securities. BSC and other companies in the BSC and/or their officers, directors and employees may have positions and may affect transactions in securities of companies mentioned herein and may also perform or seek to perform investment banking services for these companies. This document is for private circulation only and is not for publication in the press or elsewhere. BSC accepts no liability whatsoever for any direct or consequential loss arising from any use of this or its content. The use of any information, statements forecasts and projections contained herein shall be at the sole discretion and risk of the user. No part of this material may be (i) copied, photocopied or duplicated in any form by any mean or (ii) redistributed without the prior written consent of BIDV Securities Company (BSC).*

### **BSC Headquarters**

BIDV Tower, 10th & 11th Floor  
35 Hang Voi, Hoan Kiem, Hanoi  
Tel: +84 4 3935 2722  
Fax: +84 4 2220 0669

### **Ho Chi Minh City Office**

146 Nguyen Cong Tru St, 9th Floor  
District 1, HCMC  
Tel: +84 8 3821 8885  
Fax: +84 8 3821 8510

<http://www.bsc.com.vn>

Bloomberg: BSCV <GO>

