



Tue, January 12, 2016

Vietnam Daily Review

Retest the support level of 560 pts

BSC's Forecast on the stock market

	Negative	Neutral	Positive
Day 13/1/2016			•
Week 11/1-15/1/2016	•		
Month 1/2016	•		

Summary

VN-Index surged in the end of the trading and closed at the highest price of the day. Foreign investors purchased and sold in a balancing way on both exchanges.

Recommendation

We believe that the market will continue to shake and trade in a balancing way at around 560 points as the market is locating in low-lying areas of information. Technically, the VN-Index had a positive trading session when closing at the highest level with a slight increase in volume of 11%, so the index may soon return to test the previous bottom of 560 points.

Adventurous investors should consider buying in plummeted sessions and take advantage of gaining sessions like today's to reduce the proportion of stocks. Cautious investors should continue to stay out of the market.

BSC RESEARCH

Head of Research

Tran Thang Long
longtt@bsc.com.vn

Macro & Market Team

Bui Nguyen Khoa
khoabn@bsc.com.vn

Vu Thanh Phong
phongvt@bsc.com.vn

Do Nam Tung
tungdn@bsc.com.vn

Nguyen Quoc Truong
truongnq@bsc.com.vn

VN-INDEX **564.26**
Value: 1371.47 bil **6.39 (1.15%)**
Foreigners (net): -VND 5 bil

HNX-INDEX **76.65**
Value: 370.57 bil **0.55 (0.72%)**
Foreigners (net): -VND 6.8 bil

UPCOM-INDEX **49.58**
Value 102 bil **0.06 (0.12%)**
Foreigners (net): VND 0.4 bil

Macro indicators

	Value	% Chg
Crude oil	30.9	-1.5%
Gold	1,095	0.0%
USDVND	22,430	-0.1%
EURVND	24,355	0.0%
JPYVND	19,043	-0.1%
1-month Interbank ra	5.0%	-
5yr VN Treasury Yiel	5.7%	-

Source: Bloomberg, BSC Research

Content

Market highlights	2
Stock recommendations	3
Market statistics	4

This report must be read with the Disclosure, located at the end of this report.

Nguyen Quoc Truong

Research Analyst

truongnq@bsc.com.vn

Market highlights

VN-Index surged in the end of the trading and closed at the highest price of the day.

Foreign investors purchased and sold in a balancing way on both exchanges.

Some stocks increased significantly on both price and volume today are MBG (+ 9.7%), S99 (+ 8.2%), SWC (+ 6.9%) and HBC (+6.7 %).

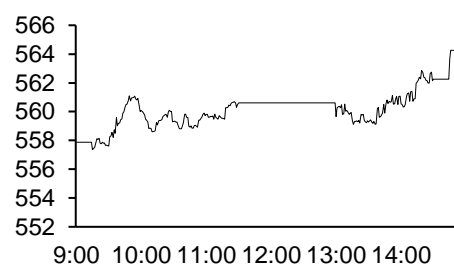
Recommendations

We believe that the market will continue to shake and trade in a balancing way at around 560 points as the market is locating in low-lying areas of information. Currently, negative factors such as the plunge of China's stock or the temporary sale of foreign investors did not appear in today's session, partly helped local investor sentiment to be stable again. Technically, the VN-Index had a positive trading session when closing at the highest level with a slight increase in volume of 11%, so the index may soon return to test the previous bottom of 560 points.

Adventurous investors should consider buying in plummeted sessions and take advantage of gaining sessions like today's to reduce the proportion of stocks. Cautious investors should continue to stay out of the market.

Exhibit 1

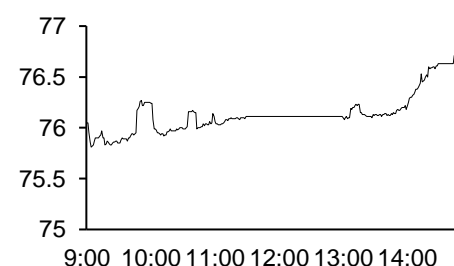
VN-Index Intraday



Source: Bloomberg, BSC Research

Exhibit 2

HNX-Index Intraday



Source: Bloomberg, BSC Research

Exhibit 3

Top 5 volume leaders

Ticker	Volume	Price	% Chg
FLC	10.97	7.9	5.33
HAG	8.94	11.3	3.67
DLG	8.07	5.8	5.45
OGC	4.66	4.2	5
VHG	4.3	5.7	5.56

Source: Bloomberg, BSC Research

Exhibit 4

Foreign transaction

Top buy	Value	Top sell	Value
DLG	21.2	VIC	22
MSN	15.4	DBC	19
HHS	13.5	CTD	11.5
DXG	4.3	SSI	10.5
IVS	3.8	BVH	7.7

Source: BSC Research

Stock recommendations

Short-term portfolio

No.	Ticker	Date	Buy price	Current price	Performance	Recommendation	Cutloss	Target
1	BVH	3/9/2015	43.8	51.5	17.6%	Hold	40.3	62
2	DPM	7/9/2015	30.4	28.5	-6.3%	Hold	28.3	35
3	NCT	7/9/2015	114	143	25.4%	Hold	106	142
4	HLD	26/10/2015	16.7	17	1.8%	Hold	15.5	18.5
5	CEO	16/11/2015	14.5	14.8	2.1%	Hold	13.5	16.6
6	G20	23/11/2015	10.9	10.6	-2.8%	Hold	8.8	12.5
Average					6.3%			

Source: BSC Research

CANSLIM portfolio

No.	Ticker	Date	Buy price	Current price	1w performance	Unrealized gain/ loss	Cutloss	Target
1	MBB	27/4/2015	13.8	13.9	-0.7%	0.7%	12.7	16.5
2	VIC	7/7/2014	37.96	48	13.2%	26.4%	34.2	57.3
3	PLC	15/9/2015	31.7	38.2	10.4%	20.5%	28.5	38
4	CMG	19/10/2015	14.7	14	-0.7%	-4.8%	13.4	17.5
5	DXG	26/10/2015	19.8	18	-5.8%	-9.1%	18.2	23.8
6	CHP	2/11/2015	21	20.3	-2.9%	-3.3%	20.1	26.3
7	BHS	9/11/2015	19	17.9	-12.7%	-5.8%	17.1	22.1
8	NTP	13/11/2015	62.3	55	-8.5%	-11.7%	57.3	74.8
9	VSC	13/11/2015	74.5	75	-1.3%	0.7%	68.5	89.4
10	RDP	13/11/2015	28.4	28.5	-0.7%	0.4%	26.1	34.1
Average					-1.0%	1.4%		

Source: BSC Research

Market statistics

Top 5 leaders on the HSX

Ticker	Price	% Chg	Index pt	Volume
VNM	123	1.65	1.214	288070
VCB	42.7	1.91	1.078	481040
BID	19.3	1.58	0.519	615630
BVH	51.5	1.98	0.344	409830
EIB	11.3	3.67	0.25	213870

Top 5 laggards on the HSX

Ticker	Price	% Chg	Index pt	Volume
HNG	27.9	-3.13	-0.322	253240
GAS	34.7	-0.86	-0.288	337230
VIC	48	-0.62	-0.283	1.03MLN
VCF	137	-4.86	-0.094	220
PVD	22.5	-1.32	-0.053	1.33MLN

Top 5 gainers on the HSX

Ticker	Price	% Chg	Index pt	Volume
KSS	1	11.11	0.002	45950
GTT	1.1	10	0.002	74800
LGC	23.2	6.91	0.146	32750
SKG	93	6.9	0.074	82260
TPC	6.2	6.9	0.005	620

Top 5 losers on the HSX

Ticker	Price	% Chg	Index pt	Volume
VID	5.5	-6.78	-0.005	4420
HVX	5.6	-6.67	-0.007	130
JVC	4.2	-6.67	-0.017	255170
VLF	1.4	-6.67	-0.001	910
SSC	56.5	-6.61	-0.03	10

Source: Bloomberg, BSC Research

Top 5 leaders on HNX

Ticker	Price	% Chg	Index pt	Volume
VCG	10.5	2.94	0.074	485400
PHP	21	1.94	0.073	21800
SHB	6.2	1.64	0.05	1.49MLN
BCC	13.8	6.98	0.048	53600
PTI	23	4.07	0.04	49500

Top 5 laggards on the HNX

Ticker	Price	% Chg	Index pt	Volume
NVB	5.7	-5	-0.051	1000
PSD	18.5	-9.76	-0.024	200
TAG	18.5	-7.5	-0.015	2000
VNT	33.1	-8.31	-0.014	100
PVC	13.2	-3.65	-0.014	605700

Top 5 gainers on the HNX

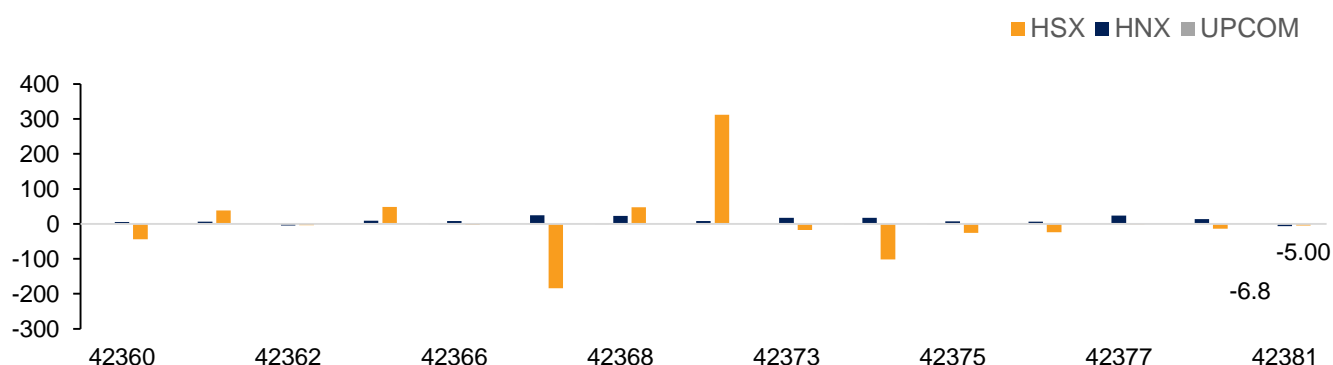
Ticker	Price	% Chg	Index pt	Volume
BHT	4.4	10	0.001	11400
CAN	33	10	0.008	100
CTN	2.2	10	0.001	1300
VNF	70.4	10	0.02	200
DPS	12.2	9.91	0.01	1.07MLN

Top 5 losers on the HNX

Ticker	Price	% Chg	Index pt	Volume
SGC	30.2	-9.85	-0.013	200
ONE	9.1	-9.9	-0.003	31100
DID	4.6	-9.8	-0.002	10100
NHA	9.3	-9.71	-0.005	100
KMT	5.8	-9.38	-0.004	500

Exhibit 3

Foreign transaction



Source: HSX, HNX, BSC Research

Disclosure

The information, statements, forecasts and projections contained herein, including any expression of opinion, are based upon sources believed to be reliable but their accuracy completeness or correctness are not guaranteed. Expressions of opinion herein were arrived at after due and careful consideration and they were based upon the best information then known to us, and in our opinion are fair and reasonable in the circumstances prevailing at the time. Expressions of opinion contained herein are subject to change without notice. This document is not, and should not be construed as, an offer or the solicitation of an offer to buy or sell any securities. BSC and other companies in the BSC and/or their officers, directors and employees may have positions and may affect transactions in securities of companies mentioned herein and may also perform or seek to perform investment banking services for these companies. This document is for private circulation only and is not for publication in the press or elsewhere. BSC accepts no liability whatsoever for any direct or consequential loss arising from any use of this or its content. The use of any information, statements forecasts and projections contained herein shall be at the sole discretion and risk of the user. No part of this material may be (i) copied, photocopied or duplicated in any form by any mean or (ii) redistributed without the prior written consent of BIDV Securities Company (BSC).

BSC Headquarters

BIDV Tower, 10th & 11th Floor
35 Hang Voi, Hoan Kiem, Hanoi
Tel: +84 4 3935 2722
Fax: +84 4 2220 0669

Ho Chi Minh City Office

146 Nguyen Cong Tru St, 9th Floor
District 1, HCMC
Tel: +84 8 3821 8885
Fax: +84 8 3821 8510

<http://www.bsc.com.vn>

Bloomberg: BSCV <GO>

