



Wed, January 27, 2016

## Vietnam Daily Review

VN-Index to fluctuate around 543 points (2)

### BSC's Forecast on the stock market

	Negative	Neutral	Positive
Day 28/1/2016			•
Week 25/1-29/1/2016			•
Month 1/2016	•		

### Summary

The rally of Asian stock market helped strengthen market sentiment. VN-Index and HNX-Index kept in the green color throughout the session, while UPCOM mitigated. Liquidity fell slightly today.

Foreigners sold on the HSX and HNX, while bought on UPCOM.

### Recommendation

The short term trend has changed positively. Next session is likely a test around 543 for the VN-Index. Investors should take profits when the market indices surge higher, while considering buying when they adjust.

### BSC RESEARCH

#### Head of Research

**Tran Thang Long**  
longtt@bsc.com.vn

#### Macro & Market Team

**Bui Nguyen Khoa**  
khoabn@bsc.com.vn

**Vu Thanh Phong**  
phongvt@bsc.com.vn

**Do Nam Tung**  
tungdn@bsc.com.vn

**Nguyen Quoc Truong**  
truongnq@bsc.com.vn

**VN-INDEX** **542.69**  
Value: 1543.21 bil **4.96 (0.92%)**  
Foreigners (net): -VND 105.53 bil

**HNX-INDEX** **76.26**  
Value: 376.41 bil **0.75 (0.99%)**  
Foreigners (net): -VND 13.72 bil

**UPCOM-INDEX** **47.23**  
Value 89.47 bil **-0.2 (-0.42%)**  
Foreigners (net): VND 0.659 bil

#### Macro indicators

	Value	% Chg
Crude oil	30.6	-2.8%
Gold	1,118	-0.2%
USDVND	22,285	-0.2%
EURVND	24,198	-0.2%
JPYVND	18,831	-0.1%
1-month Interbank ra	5.0%	-
5yr VN Treasury Yiel	6.6%	-

Source: Bloomberg, BSC Research

#### Content

Market highlights	2
Stock recommendations	3
Market statistics	4

This report must be read with the Disclosure, located at the end of this report.

## Nguyen Quoc Truong

Research Analyst

truongnq@bsc.com.vn

## Market highlights

Market sentiment is more positive, a number of advancers are more than 2.5 times than those of losers on both exchanges.

Foreign investors remained net sellers on the HSX.

Some stocks surging significantly on both price and volume are KSH (+ 10%), PGS (+ 9.3%), QCG (+ 9.1%) and LDG (+ 7.6%).

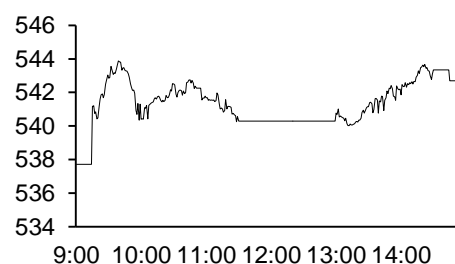
## Recommendations

As previously mentioned, we believe that market's short term trend had a positive change to uptrend with large trading volumes, so the short-term bottom is likely established. VN-Index is now continually retesting the strong resistance of 543 points. Selling pressure could increase as a huge amount of stocks called the bottom in some previous sessions are now available for sale at higher prices. Therefore, VN-Index is expected to shake at 543 points and probably at 560 points.

Short-term investors may continue to buy the shares in the technical correction of the market, and quickly take profit when market fluctuates in the above resistances.

Exhibit 1

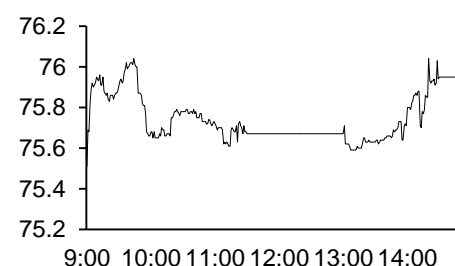
### VN-Index Intraday



Source: Bloomberg, BSC Research

Exhibit 2

### HNX-Index Intraday



Source: Bloomberg, BSC Research

Exhibit 3

### Top 5 volume leaders

Ticker	Volume	Price	% Chg
FLC	13.59	6.5	3.17
HAG	8.08	8.8	-1.12
VHG	7.11	4.8	6.67
OGC	5.52	3.4	0
VIC	5.29	47.5	-1.04

Source: Bloomberg, BSC Research

Exhibit 4

### Foreign transaction

Top buy	Value	Top sell	Value
HPG	11.5	VIC	81.1
BHS	5.2	PVD	13.7
BID	3.9	VCB	11.1
KBC	3.6	PVS	7.7
CEO	0.8	CTD	6.8

Source: BSC Research

## Stock recommendations

### Short-term portfolio

---

Closed all positions

---

### CANSLIM portfolio

No.	Ticker	Date	Buy price	Current price	1w performance	Unrealized gain/ loss	Cutlosses	Target
1	MBB	27/4/2015	13.8	14.2	1.4%	2.9%	12.7	16.5
2	VIC	7/7/2014	37.96	47.5	12.0%	25.1%	34.2	57.3
3	CMG	19/10/2015	14.7	13.9	-1.4%	-5.4%	13.4	17.5
4	SJS	13/11/2015	22.1	22.8	4.6%	3.2%	57.3	74.8
5	VSC	13/11/2015	74.5	73	-3.9%	-2.0%	68.5	89.4
6	APC	18/12/2015	18	17.1	-5.0%	-5.0%	26.1	34.1
<b>Average</b>					<b>1.3%</b>	<b>3.1%</b>		

Source: BSC Research

## Market statistics

### Top 5 leaders on the HSX

Ticker	Price	% Chg	Index pt	Volume
VNM	117	1.74	1.215	276700
BID	17.2	4.24	1.211	2.31MLN
GAS	36.5	2.82	0.959	967500
BVH	50	2.04	0.344	360250
CTG	17.5	0.57	0.188	390160

### Top 5 laggards on the HSX

Ticker	Price	% Chg	Index pt	Volume
VIC	47.5	-1.04	-0.473	3.44MLN
HNG	17.7	-6.84	-0.466	6380
VCB	40.5	-0.25	-0.135	582060
EIB	10.3	-1.9	-0.125	378090
TMS	84	-6.67	-0.072	660

### Top 5 gainers on the HSX

Ticker	Price	% Chg	Index pt	Volume
GTT	1	11.11	0.002	99150
PTL	1.5	7.14	0.005	187240
IDI	7.8	6.85	0.025	1.19MLN
VPS	20.3	6.84	0.011	40
SSC	47.2	6.79	0.023	10

### Top 5 losers on the HSX

Ticker	Price	% Chg	Index pt	Volume
KSS	0.8	-11.11	-0.003	630640
VLF	1.3	-7.14	-0.001	120
HNG	17.7	-6.84	-0.466	6380
SPM	16.8	-6.67	-0.009	620
TMS	84	-6.67	-0.072	660

Source: Bloomberg, BSC Research

### Top 5 leaders on HNX

Ticker	Price	% Chg	Index pt	Volume
PVS	14.7	2.8	0.1	2.21MLN
PVI	25.1	1.62	0.052	1.20MLN
SHB	6.5	1.56	0.05	1.17MLN
PGS	17.7	9.94	0.045	1.19MLN
DBC	27.2	3.42	0.032	169300

### Top 5 laggards on the HNX

Ticker	Price	% Chg	Index pt	Volume
BTS	8.7	-5.43	-0.031	2000
SJE	26.5	-8.62	-0.016	11600
HOM	6.3	-4.55	-0.012	12700
VTV	13	-4.41	-0.008	32800
VNF	64.5	-3.73	-0.008	200

### Top 5 gainers on the HNX

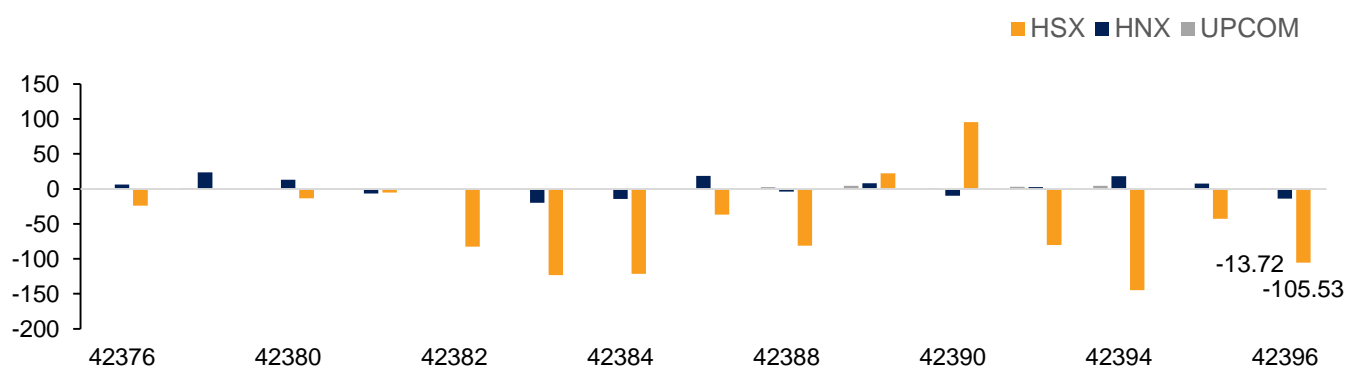
Ticker	Price	% Chg	Index pt	Volume
LBE	15.4	10	0.001	400
VNC	31.9	10	0.017	15200
PGS	17.7	9.94	0.045	1.19MLN
DC2	4.5	9.76	0.001	300
MKV	9	9.76	0.001	200

### Top 5 losers on the HNX

Ticker	Price	% Chg	Index pt	Volume
PGT	4	-9.09	-0.002	14300
ONE	9.1	-9.9	-0.003	31100
DID	4.6	-9.8	-0.002	10100
NHA	9.3	-9.71	-0.005	100
KMT	5.8	-9.38	-0.004	500

Exhibit 3

### Foreign transaction



Source: HSX, HNX, BSC Research

## Disclosure

*The information, statements, forecasts and projections contained herein, including any expression of opinion, are based upon sources believed to be reliable but their accuracy completeness or correctness are not guaranteed. Expressions of opinion herein were arrived at after due and careful consideration and they were based upon the best information then known to us, and in our opinion are fair and reasonable in the circumstances prevailing at the time. Expressions of opinion contained herein are subject to change without notice. This document is not, and should not be construed as, an offer or the solicitation of an offer to buy or sell any securities. BSC and other companies in the BSC and/or their officers, directors and employees may have positions and may affect transactions in securities of companies mentioned herein and may also perform or seek to perform investment banking services for these companies. This document is for private circulation only and is not for publication in the press or elsewhere. BSC accepts no liability whatsoever for any direct or consequential loss arising from any use of this or its content. The use of any information, statements forecasts and projections contained herein shall be at the sole discretion and risk of the user. No part of this material may be (i) copied, photocopied or duplicated in any form by any mean or (ii) redistributed without the prior written consent of BIDV Securities Company (BSC).*

### **BSC Headquarters**

BIDV Tower, 10th & 11th Floor  
35 Hang Voi, Hoan Kiem, Hanoi  
Tel: +84 4 3935 2722  
Fax: +84 4 2220 0669

### **Ho Chi Minh City Office**

146 Nguyen Cong Tru St, 9th Floor  
District 1, HCMC  
Tel: +84 8 3821 8885  
Fax: +84 8 3821 8510

<http://www.bsc.com.vn>

Bloomberg: BSCV <GO>

