



Sat, January 30, 2016

Vietnam Daily Review

Week ahead: Challenging at a new level

BSC's Forecast on the stock market

	Negative	Neutral	Positive
Day 31/1/2016			•
Week 2/1-6/1/2016			•
Month 1/2016	•		

Summary

End of January, the VN-Index successfully conquered 545 points which has been suggested in the Vietnam Macro & Market 2016 Outlook report. Oil stocks rallied with rising oil prices, hence the market sentiment has improved accordingly.

Foreigners were net sellers on the HSX and HNX, while bought marginally on UPCOM.

Recommendation

The next phase might be an accumulation or a better stage for indices. The market will gradually absorb the impact from the loosening monetary policy of, or the rumour on the easing monetary of ECB in March. Also, the current recovery of oil price is a certain supporting point for the market in the upcoming sessions.

Risk-seeking investors may continue to buy in down sessions and quickly take profits in up sessions.

BSC RESEARCH

Head of Research

Tran Thang Long
longtt@bsc.com.vn

Macro & Market Team

Bui Nguyen Khoa
khoabn@bsc.com.vn

Vu Thanh Phong
phongvt@bsc.com.vn

Do Nam Tung
tungdn@bsc.com.vn

Nguyen Quoc Truong
truongnq@bsc.com.vn

VN-INDEX **545.25**
Value: 1439.07 bil **5.78 (1.07%)**
Foreigners (net): -VND 105.72 bil

HNX-INDEX **76.87**
Value: 399.17 bil **0.71 (0.93%)**
Foreigners (net): -VND 19.38 bil

UPCOM-INDEX **47.37**
Value 60.05 bil **0.58 (1.24%)**
Foreigners (net): VND 1.39 bil

Macro indicators

	Value	% Chg
Crude oil	33.6	1.2%
Gold	1,118	0.3%
USDVND	22,230	0.0%
EURVND	24,082	-1.0%
JPYVND	18,353	-1.9%
1-month Interbank ra	5.1%	-
5yr VN Treasury Yiel	6.6%	-

Source: Bloomberg, BSC Research

Content

Market highlights	2
Stock recommendations	3
Market statistics	4

This report must be read with the Disclosure, located at the end of this report.

Nguyen Quoc Truong

Research Analyst

truongnq@bsc.com.vn

Market highlights

Oil & Gas stocks led the market today.

Foreign investors remained net sellers on the HSX.

Some stocks surging significantly on both price and volume are PVC (+ 9.3%), PVB (+ 8.3%), PVS (+ 7.7%) and HDO (+7.1 %).

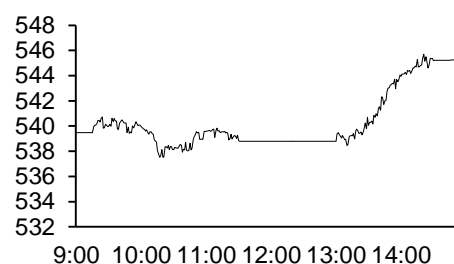
Recommendations

The recovery of oil prices is a rare positive news supporting the market in recent days. The leading of Oil & Gas stocks helped VN-Index overcome the resistance at 543 points. However, trading volume is decreasing, so the market can enter a cumulative period at new price level in order to advance to the higher resistance at 560 points. Short-term risk is expected to be low when both trend indicator and momentum one shown reversal signals.

Risk-seeking investors may continue to buy in down sessions and quickly take profits in up sessionsa.

Exhibit 1

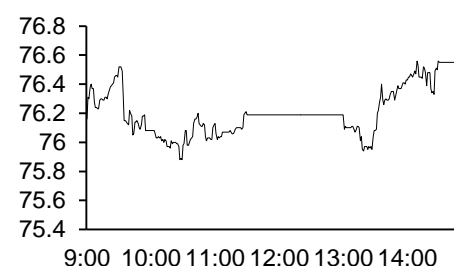
VN-Index Intraday



Source: Bloomberg, BSC Research

Exhibit 2

HNX-Index Intraday



Source: Bloomberg, BSC Research

Exhibit 3

Top 5 volume leaders

Ticker	Volume	Price	% Chg
FLC	9.29	6.5	1.56
HAG	6.62	8.2	-1.2
VHG	6.01	5.1	4.08
HAR	5.17	4.8	0
SHI	4.45	11.5	6.48

Source: Bloomberg, BSC Research

Exhibit 4

Foreign transaction

Top buy	Value	Top sell	Value
BHS	16.1	VIC	79.2
HPG	12.7	REE	66.2
GAS	9.3	PVS	15.3
DPM	9.2	BID	8.7
VND	0.9	CSM	4

Source: BSC Research

Stock recommendations

Short-term portfolio

Closed all positions

CANSLIM portfolio

No.	Ticker	Date	Buy price	Current price	1w performance	Unrealized gain/ loss	Cutlosses	Target
1	MBB	42121	13.8	14.4	2.9%	4.3%	12.7	16.5
2	VIC	41827	37.96	47.6	12.3%	25.4%	34.2	57.3
3	CMG	19/10/2015	14.7	14.2	0.7%	-3.4%	13.4	17.5
4	SJS	13/11/2015	22.1	22.3	2.3%	0.9%	57.3	74.8
5	VSC	13/11/2015	74.5	73.5	-3.3%	-1.3%	68.5	89.4
6	APC	18/12/2015	18	17.2	-4.4%	-4.4%	26.1	34.1
Average					1.7%	3.6%		

Source: BSC Research

Market statistics

Top 5 leaders on the HSX

Ticker	Price	% Chg	Index pt	Volume
GAS	39.2	6.81	2.396	1.29MLN
VCB	41.4	2.22	1.213	1.02MLN
BID	16.8	1.82	0.519	1.76MLN
BVH	51	2.82	0.482	453880
HPG	27.5	3.77	0.371	860030

Top 5 laggards on the HSX

Ticker	Price	% Chg	Index pt	Volume
VIC	47.6	-1.45	-0.661	2.23MLN
HNG	15.4	-6.67	-0.394	64500
MSN	72.5	-0.68	-0.189	160350
MBB	14.4	-0.69	-0.081	910630
HDG	25.6	-6.91	-0.066	2130

Top 5 gainers on the HSX

Ticker	Price	% Chg	Index pt	Volume
VNH	0.9	12.5	0	36940
SVI	35.2	6.99	0.015	10
PVD	23	6.98	0.264	1.95MLN
GAS	39.2	6.81	2.396	1.29MLN
HVG	11	6.8	0.067	1.29MLN

Top 5 losers on the HSX

Ticker	Price	% Chg	Index pt	Volume
DTT	9.3	-7	-0.003	10
SC5	25.5	-6.93	-0.014	13330
HDG	25.6	-6.91	-0.066	2130
VAF	17.7	-6.84	-0.019	3920
HNG	15.4	-6.67	-0.394	64500

Source: Bloomberg, BSC Research

Top 5 leaders on HNX

Ticker	Price	% Chg	Index pt	Volume
PVS	15.4	7.69	0.275	3.44MLN
PHP	23	2.22	0.091	56200
NVB	6.5	8.33	0.084	24400
NTP	54	2.66	0.049	6100
OCH	8.9	4.71	0.045	200

Top 5 laggards on the HNX

Ticker	Price	% Chg	Index pt	Volume
VCS	65.3	-5.36	-0.11	131600
VCG	10.3	-0.96	-0.025	246600
PLC	35.8	-1.65	-0.024	217100
PSD	17.5	-7.41	-0.017	1600
AAA	13.6	-4.23	-0.013	327900

Top 5 gainers on the HNX

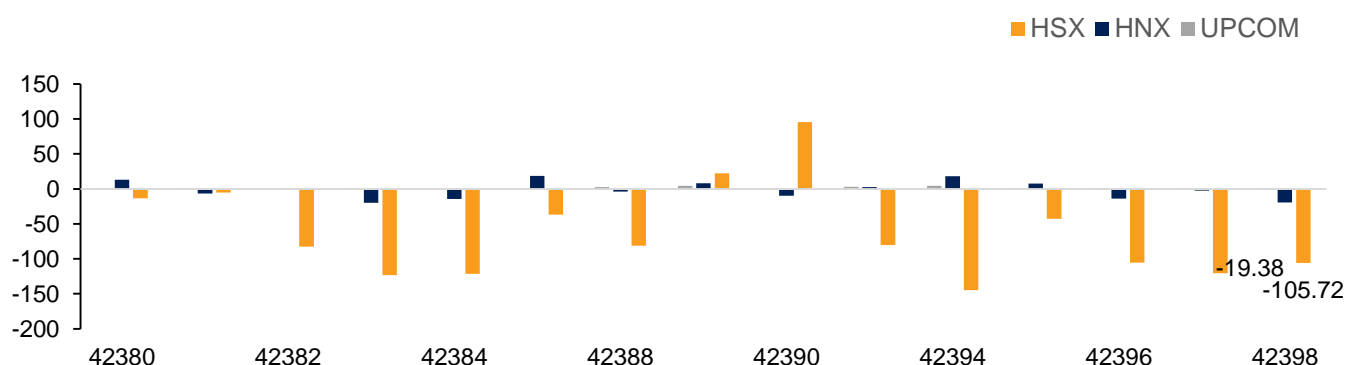
Ticker	Price	% Chg	Index pt	Volume
VCM	16.5	10	0.003	200
VTG	9.9	10	0.001	100
BED	33.3	9.9	0.005	200
PSW	11.1	9.9	0.01	100
SPP	9	9.76	0.006	100

Top 5 losers on the HNX

Ticker	Price	% Chg	Index pt	Volume
DC2	3.7	-9.76	-0.001	100
ONE	9.1	-9.9	-0.003	31100
DID	4.6	-9.8	-0.002	10100
NHA	9.3	-9.71	-0.005	100
KMT	5.8	-9.38	-0.004	500

Exhibit 3

Foreign transaction



Source: HSX, HNX, BSC Research

Disclosure

The information, statements, forecasts and projections contained herein, including any expression of opinion, are based upon sources believed to be reliable but their accuracy completeness or correctness are not guaranteed. Expressions of opinion herein were arrived at after due and careful consideration and they were based upon the best information then known to us, and in our opinion are fair and reasonable in the circumstances prevailing at the time. Expressions of opinion contained herein are subject to change without notice. This document is not, and should not be construed as, an offer or the solicitation of an offer to buy or sell any securities. BSC and other companies in the BSC and/or their officers, directors and employees may have positions and may affect transactions in securities of companies mentioned herein and may also perform or seek to perform investment banking services for these companies. This document is for private circulation only and is not for publication in the press or elsewhere. BSC accepts no liability whatsoever for any direct or consequential loss arising from any use of this or its content. The use of any information, statements forecasts and projections contained herein shall be at the sole discretion and risk of the user. No part of this material may be (i) copied, photocopied or duplicated in any form by any mean or (ii) redistributed without the prior written consent of BIDV Securities Company (BSC).

BSC Headquarters

BIDV Tower, 10th & 11th Floor
35 Hang Voi, Hoan Kiem, Hanoi
Tel: +84 4 3935 2722
Fax: +84 4 2220 0669

Ho Chi Minh City Office

146 Nguyen Cong Tru St, 9th Floor
District 1, HCMC
Tel: +84 8 3821 8885
Fax: +84 8 3821 8510

<http://www.bsc.com.vn>

Bloomberg: BSCV <GO>

