



Tue, February 2, 2016

Vietnam Daily Review

VN-Index to continue shaking

BSC's Forecast on the stock market

| | Negative | Neutral | Positive |
|-------------------|----------|---------|----------|
| Day 3/2/2016 | | • | |
| Week 1/2-5/2/2016 | | | • |
| Month 2/2016 | • | | |

Summary

Stock indices declined for the second session of the week. Both VN-Index and HNX-Index decreased slightly at the close. Yet, UPCOM-Index had a recovery session. Oil stocks continued to fall. The market breadth weakened.

Foreign investors remained net sellers on the HSX, net buyers on HNX.

Recommendation

The market is likely to continue shaking, the index fell with a margin amplitude. This could be an appropriate time for the medium-term stocks buying.

Investors can increase the proportion of shares in down sessions and quickly take profits in up sessions, not need to chase high price in the rally

BSC RESEARCH

Head of Research

Tran Thang Long
longtt@bsc.com.vn

Macro & Market Team

Bui Nguyen Khoa
khoabn@bsc.com.vn

Vu Thanh Phong
phongvt@bsc.com.vn

Do Nam Tung
tungdn@bsc.com.vn

Nguyen Quoc Truong
truongnq@bsc.com.vn

VN-INDEX **536.45**
Value: 1052.12 bil **-4.11 (-0.76%)**
Foreigners (net): -VND 156.82 bil

HNX-INDEX **75.86**
Value: 281.65 bil **-0.38 (-0.5%)**
Foreigners (net): VND 11.34 bil

UPCOM-INDEX **47.38**
Value 95.12 bil **0.1 (0.21%)**
Foreigners (net): -VND 0.137 bil

Macro indicators

| | Value | % Chg |
|----------------------|--------|-------|
| Crude oil | 30.5 | -3.4% |
| Gold | 1,125 | -0.3% |
| USDVND | 22,290 | 0.0% |
| EURVND | 24,330 | 0.3% |
| JPYVND | 18,456 | 0.2% |
| 1-month Interbank ra | 5.4% | - |
| 5yr VN Treasury Yiel | 6.6% | - |

Source: Bloomberg, BSC Research

Content

| | |
|-----------------------|---|
| Market highlights | 2 |
| Stock recommendations | 3 |
| Market statistics | 4 |

This report must be read with the Disclosure, located at the end of this report.

Nguyen Quoc Truong
Research Analyst

truongnq@bsc.com.vn

Market highlights

Oil & Gas stocks continued to decline.

Foreigner has been net sellers for 9 consecutive session on HSX.

Some stocks surging significantly on both price and volume are APG (+ 6.9%), HAX (+ 6.7%), VIP (+ 5.6%) and PTL (+5.6 %).

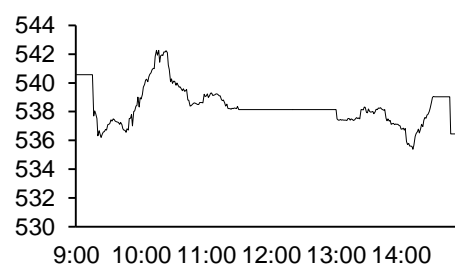
Recommendations

Profit-taking psychology before Tet holidays continually appears today, and the market still shake as our expectation. Most likely the indices will continue fluctuating in narrow range in the next session due to the Lunar New Year is coming. Technically, support level of 530 is being tested again, but the selling pressure may not be too strong because momentum indicator value is in neutral zone.

This decline of market is an opportunity for investors to buy fundamental shares, note that not need to chase high price in the rally.

Exhibit 1

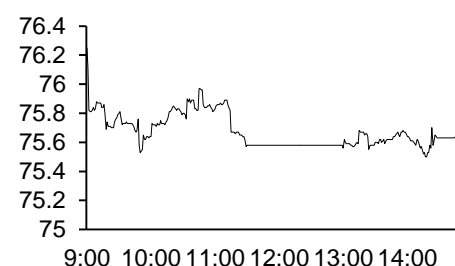
VN-Index Intraday



Source: Bloomberg, BSC Research

Exhibit 2

HNX-Index Intraday



Source: Bloomberg, BSC Research

Exhibit 3

Top 5 volume leaders

| Ticker | Volume | Price | % Chg |
|--------|--------|-------|-------|
| HQC | 6.67 | 5.4 | 1.89 |
| HAG | 6.58 | 8 | -2.44 |
| VHG | 5.7 | 4.7 | -4.08 |
| OGC | 5.33 | 3.3 | -5.71 |
| ITA | 5.24 | 5.2 | 0 |

Source: Bloomberg, BSC Research

Exhibit 4

Foreign transaction

| Top buy | Value | Top sell | Value |
|---------|-------|----------|--------|
| VND | 11.2 | VIC | 145.95 |
| NT2 | 6.98 | TMT | 11.38 |
| SSI | 4.4 | DRC | 5.2 |
| KBC | 3.3 | VNE | 2.7 |
| FCN | 2.85 | PVS | 1.2 |

Source: BSC Research

Stock recommendations

Short-term portfolio

Closed all positions

CANSLIM portfolio

| No. | Ticker | Date | Buy price | Current price | 1w performance | Unrealized gain/ loss | Cutlosses | Target |
|----------------|--------|------------|-----------|---------------|----------------|-----------------------|-----------|--------|
| 1 | MBB | 27/4/2015 | 13.8 | 14.4 | 2.9% | 4.3% | 12.7 | 16.5 |
| 2 | VIC | 7/7/2014 | 37.96 | 47 | 10.8% | 23.8% | 34.2 | 57.3 |
| 3 | CMG | 19/10/2015 | 14.7 | 14 | -0.7% | -4.8% | 13.4 | 17.5 |
| 4 | SJS | 13/11/2015 | 22.1 | 22.4 | 2.8% | 1.4% | 57.3 | 74.8 |
| 5 | VSC | 13/11/2015 | 74.5 | 66 | -13.2% | -11.4% | 68.5 | 89.4 |
| 6 | APC | 18/12/2015 | 18 | 16.9 | -6.1% | -6.1% | 26.1 | 34.1 |
| Average | | | | | -0.6% | 1.2% | | |

Source: BSC Research

Market statistics

Top 5 leaders on the HSX

| Ticker | Price | % Chg | Index pt | Volume |
|--------|-------|-------|----------|--------|
| DHG | 70.5 | 6.02 | 0.176 | 59620 |
| EIB | 10.5 | 1.94 | 0.125 | 260470 |
| HDG | 25.5 | 6.69 | 0.055 | 760 |
| HPG | 26.8 | 0.37 | 0.037 | 289590 |
| TTF | 31.1 | 1.3 | 0.028 | 491690 |

Top 5 laggards on the HSX

| Ticker | Price | % Chg | Index pt | Volume |
|--------|-------|-------|----------|---------|
| GAS | 36 | -4 | -1.438 | 766710 |
| VCB | 40.4 | -0.74 | -0.404 | 603810 |
| MSN | 70.5 | -1.4 | -0.378 | 92570 |
| HNG | 13.4 | -6.94 | -0.358 | 47890 |
| PVD | 22.1 | -4.33 | -0.176 | 1.41MLN |

Top 5 gainers on the HSX

| Ticker | Price | % Chg | Index pt | Volume |
|--------|-------|-------|----------|---------|
| GTT | 1 | 11.11 | 0.002 | 7500 |
| TCR | 6.3 | 6.78 | 0.002 | 65680 |
| HAX | 14.3 | 6.72 | 0.005 | 1.83MLN |
| HDG | 25.5 | 6.69 | 0.055 | 760 |
| VAF | 17.9 | 6.55 | 0.016 | 8510 |

Top 5 losers on the HSX

| Ticker | Price | % Chg | Index pt | Volume |
|--------|-------|--------|----------|--------|
| KSS | 0.8 | -11.11 | -0.003 | 39000 |
| TVS | 12 | -6.98 | -0.022 | 39400 |
| HNG | 13.4 | -6.94 | -0.358 | 47890 |
| TMT | 33.6 | -6.93 | -0.039 | 424420 |
| HVX | 5.5 | -6.78 | -0.007 | 2020 |

Source: Bloomberg, BSC Research

Top 5 leaders on HNX

| Ticker | Price | % Chg | Index pt | Volume |
|--------|-------|-------|----------|--------|
| ACB | 19 | 0.53 | 0.052 | 113400 |
| SHB | 6.5 | 1.56 | 0.05 | 773400 |
| BTS | 8 | 8.11 | 0.037 | 200 |
| PLC | 36.3 | 1.4 | 0.02 | 33300 |
| TVD | 8.2 | 9.33 | 0.016 | 3200 |

Top 5 laggards on the HNX

| Ticker | Price | % Chg | Index pt | Volume |
|--------|-------|-------|----------|--------|
| PVS | 14.2 | -3.4 | -0.125 | 970700 |
| OCH | 7.3 | -9.88 | -0.09 | 300 |
| VCG | 10 | -2.91 | -0.074 | 235900 |
| PTI | 20.6 | -6.79 | -0.067 | 34300 |
| PHP | 22.7 | -1.3 | -0.055 | 6900 |

Top 5 gainers on the HNX

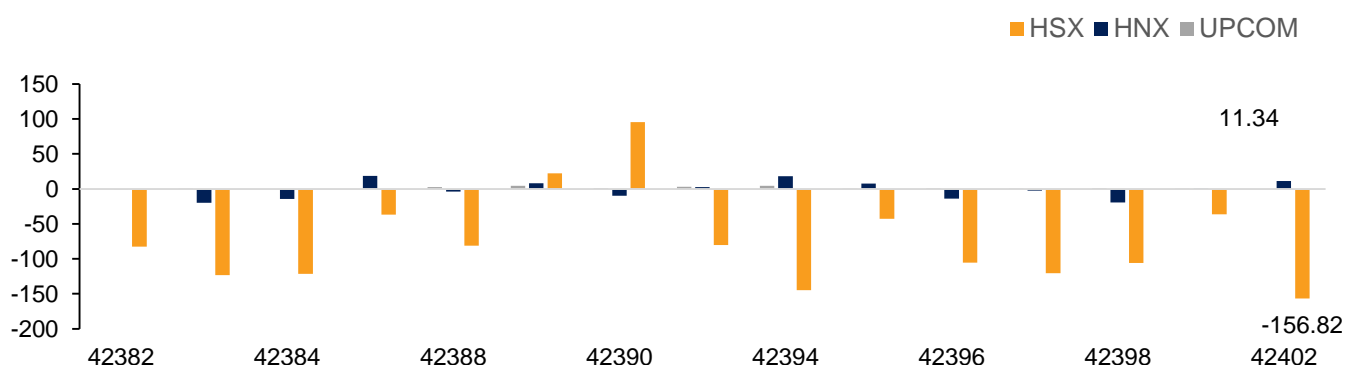
| Ticker | Price | % Chg | Index pt | Volume |
|--------|-------|-------|----------|--------|
| BHT | 3.3 | 10 | 0.001 | 3700 |
| HBS | 4.4 | 10 | 0.007 | 200 |
| VCM | 19.8 | 10 | 0.003 | 900 |
| RCL | 26.5 | 9.96 | 0.007 | 200 |
| CSC | 14.4 | 9.92 | 0.007 | 300 |

Top 5 losers on the HNX

| Ticker | Price | % Chg | Index pt | Volume |
|--------|-------|-------|----------|--------|
| OCH | 7.3 | -9.88 | -0.09 | 300 |
| ONE | 9.1 | -9.9 | -0.003 | 31100 |
| DID | 4.6 | -9.8 | -0.002 | 10100 |
| NHA | 9.3 | -9.71 | -0.005 | 100 |
| KMT | 5.8 | -9.38 | -0.004 | 500 |

Exhibit 3

Foreign transaction



Source: HSX, HNX, BSC Research

Disclosure

The information, statements, forecasts and projections contained herein, including any expression of opinion, are based upon sources believed to be reliable but their accuracy completeness or correctness are not guaranteed. Expressions of opinion herein were arrived at after due and careful consideration and they were based upon the best information then known to us, and in our opinion are fair and reasonable in the circumstances prevailing at the time. Expressions of opinion contained herein are subject to change without notice. This document is not, and should not be construed as, an offer or the solicitation of an offer to buy or sell any securities. BSC and other companies in the BSC and/or their officers, directors and employees may have positions and may affect transactions in securities of companies mentioned herein and may also perform or seek to perform investment banking services for these companies. This document is for private circulation only and is not for publication in the press or elsewhere. BSC accepts no liability whatsoever for any direct or consequential loss arising from any use of this or its content. The use of any information, statements forecasts and projections contained herein shall be at the sole discretion and risk of the user. No part of this material may be (i) copied, photocopied or duplicated in any form by any mean or (ii) redistributed without the prior written consent of BIDV Securities Company (BSC).

BSC Headquarters

BIDV Tower, 10th & 11th Floor
35 Hang Voi, Hoan Kiem, Hanoi
Tel: +84 4 3935 2722
Fax: +84 4 2220 0669

Ho Chi Minh City Office

146 Nguyen Cong Tru St, 9th Floor
District 1, HCMC
Tel: +84 8 3821 8885
Fax: +84 8 3821 8510

<http://www.bsc.com.vn>

Bloomberg: BSCV <GO>

